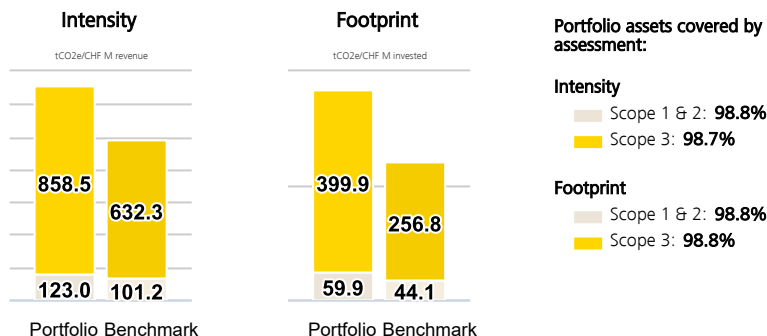


## CURRENT STATE

### Greenhouse Gas Emissions

Encompasses all sources of greenhouse gas emissions from invested companies (scope 1-3), including relevant emissions of their suppliers and products.




⚠ Medium estimation uncertainty

### Exposure to Fossil Fuel Activities

There is scientific consensus of the need to phase-out coal and stop financing new fossil fuel projects. Below figures show the share of investments into companies that earn more than 5% of their revenues from such business activities.

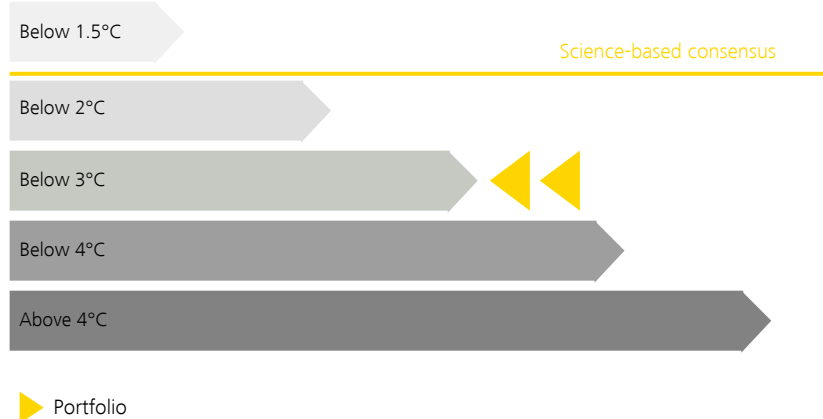
Share of investments into companies with activities in:



⚠ Low estimation uncertainty

## TRANSITION TO NET-ZERO

### Global Warming Alignment



This is the level of global warming that would occur if the global economy acted with the same ambition as the companies in the portfolio. Some portfolios with climate objectives may intentionally include investments in companies that are not yet on track to 1.5°C, but seek to contribute actively to climate goals by improving the alignment of investee companies to bring a larger share of the economy into alignment over time.

Portfolio assets covered by assessment: **98.6%**  
Data Provider: **MSCI**  
Climate Scenario Used: **MSCI Scenario (Glossary)**

⚠ High estimation uncertainty

### Verified Commitments to Net-Zero

Companies are increasingly committing voluntarily to transitioning to net-zero and setting interim targets. The effectiveness of such commitments depends on whether interim targets are credible, science-based, and transparent.

Share of companies in portfolio with verified commitments to net-zero and credible interim targets:

Portfolio: **50.1%** Benchmark: **55.1%**

Low estimation uncertainty

### Management to Net-Zero

Financial institutions can contribute to the transition to net-zero, by aligning their investment strategy with a consistent 1.5°C decarbonisation pathway.

✓ Does the investment strategy include a goal to reduce the greenhouse gas emissions of its underlying investments through concrete short (1-3 years) or mid-term (5 years) targets? **Yes**

Average annual reduction path excluding relevant Scope 3 - **3.6%**

Average annual reduction path including relevant Scope 3 - **N/A**

✓ Is the portfolio part of a third-party verified commitment to net-zero by the financial institution, including credible interim targets? **Yes**

### Credible Climate Stewardship

Financial institutions can contribute to the transition to net-zero, by engaging with invested companies on third-party verified, science-based net-zero aligned transition plans until 2050.

✓ Are companies in the portfolio subject to credible stewardship on climate transition? **Yes**

Share of companies currently under active climate engagement: **14.9%**

Share of climate votes supported: **10.4%**

Link to climate stewardship strategy and report: <https://www.ubs.com/global/en/assetmanagement/capabilities/sustainable-investing.html>

✓ Is the financial institution a member of a climate engagement initiative? **Yes**

# Introduction

Switzerland and its financial market are committed to transitioning to net-zero greenhouse gas emissions by 2050. This is needed to honor its obligations under the Paris Agreement of holding the increase in the global temperature to well below 2°C and pursuing efforts to limit it to 1.5°C. Current science indicates that global warming beyond 1.5°C has potentially catastrophic impacts on the natural world and human society.

The Swiss climate scores establish best-practice transparency on the Paris alignment of financial investments to foster investment decisions that contribute to reaching the climate goals.

## Glossary

### MINIMUM CRITERIA FOR THE SWISS CLIMATE SCORES

#### Exposure to Fossil Fuel Activities

- The threshold of 5% of revenues applies both to activities directly linked with the exploration and production of fossil fuels and, if data is readily available, activities financing such production (for coal, according to the Global Coal Exit List or similar).
- The scope of activities includes the whole value chain, ranging from exploration, extraction and production (Upstream) to transportation and storage (Midstream) and refining marketing, and electrification (Downstream).

#### Verified Commitments to Net-Zero

- Companies must have publically communicated a pledge to reach net-zero and have near term targets be certified by one of the following providers:
- Science based targets initiative (SBTi).

#### Management to Net-Zero

- To include portfolios as being part of a third party verified commitment to net-zero, they must be part of the publicly communicated net-zero targets under one of the sector specific alliances of the Glasgow Financial Alliance for net-zero (GFANZ)
- If the claim is made that the investment strategy includes a goal to reduce the portfolio's greenhouse gas emissions, or those of its underlying investments included scope 3 emissions must at a minimum be aligned to the schedule described in the EU benchmark regulation 2019/2089.

#### Credible Climate Stewardship

- Votes/proxy votes should be consistent with the ambition of reaching net-zero by 2050
- Any linked climate engagement strategy should be consistent with the ambition of reaching net-zero by 2050 An example for a climate engagement initiative is Climate Action 100.
- The escalation procedure is clearly defined and made transparent.

#### Global Warming Alignment

The portfolio is considered "global warming aligned" if: It is guided by the goal to achieve net-zero emissions by 2050, consistent with the 1.5°C warming limit of the Paris Agreement and in line with the latest IPCC findings.

### TERM DEFINITIONS

#### 1.5 degree target (Paris-aligned target)

The alignment of public and private financial flows with the objectives of the Paris Agreement on climate change. The Paris Agreement defines this alignment as making finance flows consistent with a pathway towards low greenhouse gas emissions and climate-resilient development.

#### Climate engagement

Climate engagement is an activity performed by shareholders with the goal of convincing management to take account of climate issues. This dialogue includes communicating with senior management and/or boards of companies and filing or co-filing shareholder proposals. Successful engagement can lead to changes in a company's strategy and processes so as to reduce risks.

#### Climate Engagement Initiative

Initiatives launched with the ambition of reaching net-zero by 2050. An example is Climate Action 100+.

#### MSCI Scenario

MSCI uses a global 2°C carbon budget based on the global remaining carbon budget available to limit warming to 2°C, obtained from the IPCC. This is used to assess if portfolios are 2°C-aligned, referring to the Paris Agreement goal of limiting to below 2°C.

#### Green House Gas Emissions (GHGe)

Gases like carbon dioxide (CO<sub>2</sub>), nitrous oxide (N<sub>2</sub>O), methane (CH<sub>4</sub>), ozone (O<sub>3</sub>) in the atmosphere that is contributing to the green house effects are called Greenhouse Gases (GHGs). These gases prevent solar radiation from escaping, trapping the heat near the earth's surface where it warms the earth's atmosphere.

#### Long only strategies

A long-only strategy is when you only invest in long positions. For the purposes of the Swiss Climate Score, as of 2022, only long positions should be considered.

#### Portfolio

Fund or investment product.

#### Portfolio Carbon Footprint

A carbon footprint refers to the entire greenhouse gas (GHG) emissions of a portfolio. It is calculated in tons of CO<sub>2</sub> equivalents per million CHF invested (tCO<sub>2</sub>e/mCHF). It expresses the amount of annual GHG emissions which can be allocated to the investor per million CHF invested in a portfolio and is therefore probably the most intuitive carbon metric available at the portfolio level.

#### Portfolio Carbon Intensity

The volume of carbon emissions per million CHF of revenue (carbon efficiency of a portfolio), expressed in tonnes CO<sub>2</sub>e / CHF M revenue. A common measure of this is the Weighted Average Carbon Intensity (WACI).

1. Volumes are from the asset classes corporate bonds and equities 2. Volumes are long positions 3. GHGe data for Scope 1, 2 and 3 is available either in reported or estimated form

#### Science-based targets

The term "Science-based targets" is currently mostly applied in the context of climate targets. Such targets provide a clearly defined pathway for companies to reduce greenhouse gas (GHG) emissions. According to the Science-based Targets initiative, targets are considered "science-based" if they are in line with what the latest climate science deems necessary to meet the goals of the Paris Agreement —limiting global warming to well below 2°C above pre-industrial levels and pursuing efforts to limit warming to 1.5°C. The concept can also be applied to other sustainability targets.

#### Scope 1 GHGe

- Scope 1: Emissions from sources owned or controlled by the company that is measuring emissions

#### Scope 2 GHGe

- Scope 2: Emissions associated with energy purchased by the company that is measuring emissions

#### Scope 3 GHGe

- Scope 3: Emissions related to upstream elements of the supply chain (e.g. Purchased goods and business travel) and downstream elements (use and end-of life treatment sold products) of a company that is measuring emissions.

#### Weighted Average Carbon Intensity (WACI)

The volume of carbon emissions per million Swiss franc of revenue (carbon efficiency of a portfolio), expressed in tonnes CO<sub>2</sub>e / CHF M revenue. A common measure of this is the Weighted Average Carbon Intensity (WACI). The WACI measures the portfolio's exposure to carbon-intensive companies, expressed in tons of CO<sub>2</sub>e / CHF M.

#### Benchmark

The benchmark is a mixed index, which tracks the same asset classes as the portfolio itself – with traditional, non-explicitly sustainable indices. Further information on the benchmark can be found in the "Prospectus with integrated fund contract".

## Legal information

This document is an **advertisement**.

This information and these statements are for information purposes only and do not constitute either an invitation to tender, a solicitation, an offer or a recommendation to purchase a service, buy or sell any securities or other financial instruments or to perform other transactions. This information does not take into consideration the specific or future investment goals, financial or tax situation or particular needs of any specific recipient, and is therefore not a suitable basis for investment decisions. We recommend that you consult your financial or tax advisor before every investment. The price, value and return of investments may fluctuate. Investment in financial instruments is subject to certain risks and does not guarantee the retention of the capital invested or an increase in value. All investment services and financial instruments provided by PostFinance Ltd are unavailable to US persons and other persons whose domicile or tax liability is outside of Switzerland and will therefore neither be offered nor sold/provided to them. PostFinance Fonds are issued in accordance with Swiss law. Prospectuses, KIID, BIB, the management regulations as well as annual and interim reports are available free of charge from the PostFinance Operations Center, any PostFinance branch or from UBS Fund Management (Switzerland) AG, P.O. Box, 4002 Basel, Switzerland. Before investing in a product, please read the latest prospectus carefully and thoroughly. Past performance is not a reliable indicator of future results. The performance shown does not take account of any commissions and costs charged when purchasing units. Commissions and costs have a negative impact on performance. The traditional benchmark index used in this report is calculated using an approximation method, which may result in a different representation of the ESG target attainment for this fund. This document is prepared with the degree of due care customary in the industry by PostFinance Ltd in collaboration with carefully selected third parties. However, PostFinance Ltd cannot guarantee the accuracy and completeness of this information and excludes any liability to the extent permitted by law.

---

Specific information ©2021 MSCI ESG Research LLC. Reproduced with permission.

Some of the information contained herein, namely environmental, social and governance data (hereinafter referred to as the "information"), has been obtained from/is subject to copyright by MSCI ESG Research LLC (a Registered Investment Adviser as defined by the US Investment Advisers Act of 1940) or its affiliates (including MSCI Inc. and its subsidiaries ("MSCI")) or third-party providers (hereinafter referred to in conjunction with MSCI and MSCI ESG as the "ESG Parties"). The information has not been filed with or approved by the US Securities and Exchange Commission (SEC) or any other regulatory authority. The information may not be used in connection with or to create any derivative work, nor does it constitute an offer to buy or sell nor advertising or a recommendation by the ESG Parties of any securities, financial instruments or products or trading strategies, and it should not be relied on as an indication or guarantee of any future performance, analysis, forecast or prediction. None of the information can be used alone to determine which securities to buy or sell or when to buy or sell them.

Although PostFinance Ltd and the ESG Parties obtain their information from sources they consider reliable, they do not assume any liability or guarantee for the authenticity, accuracy and/or completeness of the data contained herein. PostFinance Ltd and the ESG Parties do not provide express or implied guarantees of any kind and expressly disclaim any warranties of the merchantability or suitability of the data contained herein with regard to a particular purpose. Neither PostFinance Ltd nor the ESG Parties shall be held liable for any errors or omissions in connection with the data contained herein. Regardless of the aforementioned provisions, PostFinance Ltd and the ESG Parties shall not be liable for any direct, indirect, special, punitive, consequential or other damages of any kind (including loss of profit), even if advised of the likelihood of such damage. The information may expressly be used for personal purposes only and may not be reproduced or passed on in any form.

This ESG report is powered by yourSRI, an FE fundinfo (Liechtenstein) brand.



PostFinance AG  
Mingerstrasse 20  
3030 Bern

[www.postfinance.ch](http://www.postfinance.ch)

The PostFinance logo, which consists of the word "PostFinance" in a bold, black, sans-serif font. To the right of the text is a red cross symbol, similar to the Swiss flag, set against a yellow background.