

ANNEX IV

Template periodic disclosure for the financial products referred to in Article 8, paragraphs 1, 2 and 2a, of Regulation (EU) 2019/2088 and Article 6, first paragraph, of Regulation (EU) 2020/852

Product name:
UBS (Irl) ETF plc – S&P 500 ESG ELITE
UCITS ETF

Legal entity identifier:
549300R5VVCVH48KS7Z06

Sustainable investment means an investment in an economic activity that contributes to an environmental or social objective, provided that the investment does not significantly harm any environmental or social objective and that the investee companies follow good governance practices.

The **EU Taxonomy** is a classification system laid down in Regulation (EU) 2020/852, establishing a list of **environmentally sustainable economic activities**. That Regulation does not include a list of socially sustainable economic activities. Sustainable investments with an environmental objective might be aligned with the Taxonomy or not.

Environmental and/or social characteristics

Did this financial product have a sustainable investment objective?

●● <input type="checkbox"/> Yes	●○ <input checked="" type="checkbox"/> No
<input type="checkbox"/> It made sustainable investments with an environmental objective : ___% <ul style="list-style-type: none"> <input type="checkbox"/> in economic activities that qualify as environmentally sustainable under the EU Taxonomy <input type="checkbox"/> in economic activities that do not qualify as environmentally sustainable under the EU Taxonomy 	<input checked="" type="checkbox"/> It promoted Environmental/Social (E/S) characteristics and while it did not have as its objective a sustainable investment, it had a proportion of 82.79% of sustainable investments <ul style="list-style-type: none"> <input type="checkbox"/> with an environmental objective in economic activities that qualify as environmentally sustainable under the EU Taxonomy <input checked="" type="checkbox"/> with an environmental objective in economic activities that do not qualify as environmentally sustainable under the EU Taxonomy <input type="checkbox"/> with a social objective
<input type="checkbox"/> It made sustainable investments with a social objective : ___%	<input type="checkbox"/> It promoted E/S characteristics, but did not make any sustainable investments



To what extent were the environmental and/or social characteristics promoted by this financial product met?

● **How did the sustainability indicators perform?**

The ESG promotion characteristics are measured using the following indicators respectively:

The ESG Score was 13.25% higher than that of the parent benchmark (S&P 500 Index) (7.37 vs 6.51).

Sustainability indicators measure how the environmental or social characteristics promoted by the financial product are attained.

A combined weighted Scope 1 and 2 average carbon intensity was 41.06% lower than that of the parent benchmark (S&P 500 Index) (64.02 vs. 108.63).

Indicator definitions can be found in the first page of the SFDR level 2 disclosures.

The parent benchmark is a broad market index which does not assess or include constituents according to environmental and/or social characteristics and therefore is not intended to be consistent with the characteristics promoted by the financial product.

● **...and compared to previous periods?**

The ESG Score (MSCI ESG Score) was 5.40% percent higher as per 31 December 2023 vs 31 December 2022. (7.37 vs 6.99)

The combined Scope 1 and 2 average carbon intensity was 5.52% lower as per 31 December 2023 vs 31 December 2022. (64.02 vs 67.76)

● **What were the objectives of the sustainable investments that the financial product partially made and how did the sustainable investment contribute to such objectives?**

The financial product intends to make sustainable investment by investing at least 90% of its total net assets in securities that are constituents of the Index.

The indices incorporate the Sustainalytics' Global Standards Screening (GSS), screening out on a timely basis any issuers violating the international norms and standards. The basis of the GSS assessments is the United Nations (UN) Global Compact Principles.

GSS is designed to provide timely and consistent assessments of ESG controversies involving issuers. As of each rebalancing reference date, companies classified as Non-Compliant, according to Sustainalytics, are ineligible for index inclusion. Companies without Sustainalytics coverage, are also ineligible for index inclusion until they receive such coverage.

The GSS monitors company involvement in notable ESG controversies related to the company's operations and/or products, possible breaches of international norms and principles such as the UN Global Compact, Organization for Economic Co-operation and Development (OECD) Guidelines for Multinational Enterprises and the UN Guiding Principles on Business and Human Rights, with respect to these norms and principles.

Furthermore, the financial product excludes investments in companies involved directly or indirectly in the following business activities: Controversial Weapons, Military Contracting, Thermal Coal, Tobacco, Oil Sands, Shale Energy, Arctic Oil & Gas Exploration, Oil & Gas, Small Arms, Adult Entertainment, Alcohol, Gambling, Genetically Modified Plants and Seeds, Nuclear Power, Predatory Lending and Palm Oil.

● **How did the sustainable investments that the financial product partially made not cause significant harm to any environmental or social sustainable investment objective?**

Principal adverse impacts are the most significant negative impacts of investment decisions on sustainability factors relating to environmental, social and employee matters, respect for human rights, anti-corruption and anti-bribery matters.

This financial product is passively managed and tracks an Index, indicators for adverse impacts on sustainability factors are taken into account by the Index provider as appropriate to the Index family.

Further details can be found in the prospectus annex for each fund.

— — — *How were the indicators for adverse impacts on sustainability factors taken into account?*

Indicators for adverse impacts on sustainability factors are taken into account by the Index provider as appropriate to the Index family.

The indices incorporate the Sustainalytics' Global Standards Screening (GSS), screening out on a timely basis any issuers violating the international norms and standards. The basis of the GSS assessments is the United Nations (UN) Global Compact Principles.

GSS is designed to provide timely and consistent assessments of ESG controversies involving issuers. As of each rebalancing reference date, companies classified as Non-Compliant, according to Sustainalytics, are ineligible for index inclusion. Companies without Sustainalytics coverage, are also ineligible for index inclusion until they receive such coverage.

The GSS monitors company involvement in notable ESG controversies related to the company's operations and/or products, possible breaches of international norms and principles such as the UN Global Compact, Organization for Economic Co-operation and Development (OECD) Guidelines for Multinational Enterprises and the UN Guiding Principles on Business and Human Rights, with respect to these norms and principles.

Furthermore, the financial product excludes investments in companies involved directly or indirectly in the following business activities: Controversial Weapons, Military Contracting, Thermal Coal, Tobacco, Oil Sands, Shale Energy, Arctic Oil & Gas Exploration, Oil & Gas, Small Arms, Adult Entertainment, Alcohol, Gambling, Genetically Modified Plants and Seeds, Nuclear Power, Predatory Lending and Palm Oil.

— — — *Were sustainable investments aligned with the OECD Guidelines for Multinational Enterprises and the UN Guiding Principles on Business and Human Rights? Details:*

The GSS monitors company involvement in notable ESG controversies related to the company's operations and/or products, possible breaches of international norms and principles such as the UN Global Compact, Organization for Economic Co-operation and Development (OECD) Guidelines for Multinational Enterprises and the UN Guiding Principles on Business and Human Rights, with respect to these norms and principles.

The EU Taxonomy sets out a “do not significant harm” principle by which Taxonomy-aligned investments should not significantly harm EU Taxonomy objectives and is accompanied by specific Union criteria.

The “do no significant harm” principle applies only to those investments underlying the financial product that take into account the EU criteria for environmentally sustainable economic activities. The investments underlying the remaining portion of this financial product do not take into account the EU criteria for environmentally sustainable economic activities.

Any other sustainable investments must also not significantly harm any environmental or social objectives.



How did this financial product consider principal adverse impacts on sustainability factors?

This financial product is passively managed and tracks an Index, indicators for adverse impacts on sustainability factors are taken into account by the Index provider as appropriate to the Index family.

Further details can be found in the supplement annex for each fund.



What were the top investments of this financial product?

The list includes the investments constituting the greatest proportion of investments of the financial product during the reference period which is: 2023


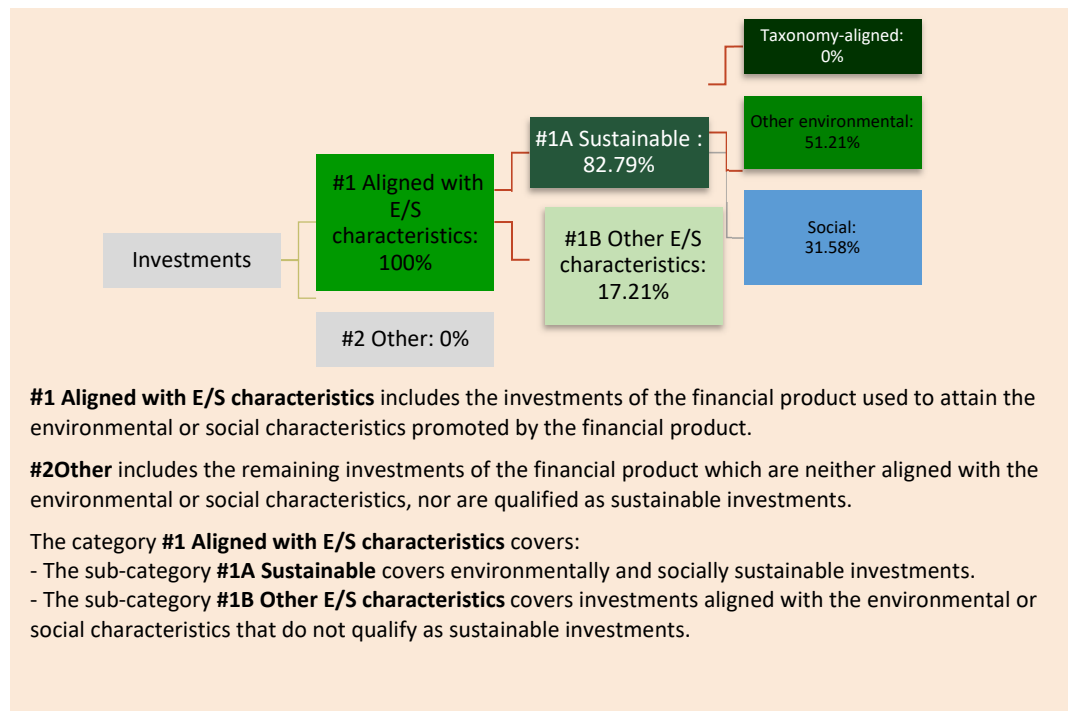
Largest investments	Sector	% Assets*	Country
NVIDIA	Information Technology	7.68	United States
Microsoft	Information Technology	5.61	United States
Unitedhealth	Health Care	4.63	United States
Visa	Financial Services	4.45	United States
Mastercard	Financial Services	3.79	United States
Home Depot	Consumer Discretionary	3.72	United States
Alphabet	Communication Services	3.06	United States
Abbvie	Health Care	2.94	United States
Adobe	Information Technology	2.91	United States
Salesforce	Information Technology	2.75	United States
Alphabet	Communication Services	2.60	United States
Pepsico	Consumer Staples	2.51	United States
Bank of America	Financial Services	2.49	United States
Intel	Information Technology	2.28	United States
Cisco	Information Technology	2.20	United States

**Minor differences with “Schedule of Investments” might occur due to rounding and valuation differences in production systems.*

What was the proportion of sustainability-related investments?

As per the end of the reference period the proportion of the investments used to meet the environmental and/or social characteristics promoted by the financial product was 100%. The proportion of sustainable investments of the financial product was 82.79%.

- **What was the asset allocation?** The proportions of investments of the financial product were calculated as per the end of the reference period, which is: 31 December 2023



To comply with the EU Taxonomy, the criteria for **fossil gas** include limitations on emissions and switching to fully renewable power or low-carbon fuels by the end of 2035. For **nuclear energy**, the criteria include comprehensive safety and waste management rules.

Enabling activities directly enable other activities to make a substantial contribution to an environmental objective.

Transitional activities are activities for which low-carbon alternatives are not yet available and among others have greenhouse gas emission levels corresponding to the best performance.

- **In which economic sectors were the investments made?**

Please refer to the section "Schedule of Investments" of the relevant sub-fund of this Annual report to review the breakdown of the economic sectors where the investments were made.



To what extent were the sustainable investments with an environmental objective aligned with the EU Taxonomy?

The financial product had 0% Taxonomy Aligned Investments.

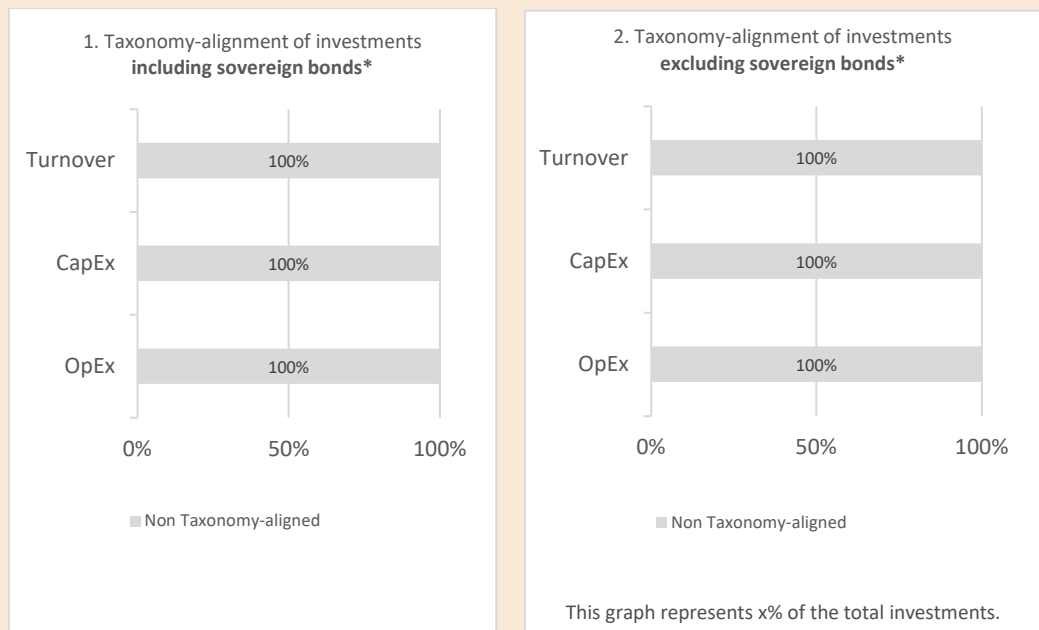
Taxonomy-aligned activities are expressed as a share of:

- **turnover** reflecting the share of revenue from green activities of investee companies.
- **capital expenditure** (CapEx) showing the green investments made by investee companies, e.g. for a transition to a green economy.
- **operational expenditure** (OpEx) reflecting green operational activities of investee companies.

● **Did the financial product invest in fossil gas and/or nuclear energy related activities complying with the EU Taxonomy¹?**

- Yes:
 - In fossil gas
 - In nuclear energy
- No

The graphs below show in green the percentage of investments that were aligned with the EU Taxonomy. As there is no appropriate methodology to determine the taxonomy-alignment of sovereign bonds, the first graph shows the Taxonomy alignment in relation to all the investments of the financial product including sovereign bonds, while the second graph shows the Taxonomy alignment only in relation to the investments of the financial product other than sovereign bonds.*



* For the purpose of these graphs, 'sovereign bonds' consist of all sovereign exposures.

● **What was the share of investments made in transitional and enabling activities?**

There were no investments in transitional and enabling activities.

● **How did the percentage of investments that were aligned with the EU Taxonomy compare with previous reference periods?**

No change. 0% Taxonomy Aligned Investments.

¹ Fossil gas and/or nuclear related activities will only comply with the EU Taxonomy where they contribute to limiting climate change ("climate change mitigation") and do not significantly harm any EU Taxonomy objective - see explanatory note in the left hand margin. The full criteria for fossil gas and nuclear energy economic activities that comply with the EU Taxonomy are laid down in Commission Delegated Regulation (EU) 2022/1214.



What was the share of sustainable investments with an environmental objective not aligned with the EU Taxonomy?

The financial product had a proportion of sustainable investment with an environmental objective not aligned with the EU Taxonomy as stated in the asset allocation section of this annex.



What was the share of socially sustainable investments?

The financial product had a proportion of socially sustainable investment as stated in the asset allocation section of this annex of 31.58%



What investments were included under “other”, what was their purpose and were there any minimum environmental or social safeguards?

Included in “#2 Other” are cash and unrated instruments for the purpose of liquidity and portfolio risk management. Unrated instruments may also include securities for which data needed for the measurement of attainment of environmental or social characteristics is not available.



What actions have been taken to meet the environmental and/or social characteristics during the reference period?

The alignment of the investment strategy with the methodology of the index is ensured on a continuous basis as the index provider rebalances the index on a regular basis and the Investment Manager will track the Index in line with the limits set out in the investment policy of Fund.

The financial product has initially selected the reference benchmark for its relevance to its investment strategy and the attainment of the characteristics it seeks to promote.

The investment strategy of the fund is to track the benchmark’s return and its characteristics, including ESG characteristics, as closely as reasonably possible.

The investment strategy is to fully replicate the index and to minimize the tracking error. The investment manager reviews the index methodology when the product is set up and the Index provider may be contacted if the Index methodology is no longer in line with the investment strategy of the financial product.



How did this financial product perform compared to the reference benchmark?

● **How does the reference benchmark differ from a broad market index?**

The Index draws its constituents from the S&P 500 Index (the "Parent Index"). The Index is composed as follows:

1. starting with the Parent Index, the indices select from all constituents of the underlying index, with the exception of some companies which are deemed ineligible. These companies either:

- a. do not have an ESG score;
- b. are engaged in the production and/or sale of tobacco;
- c. are engaged in the business of controversial weapons;
- d. are within the bottom segment of a United Nations Global Compact score ranking; or
- e. are in the worst 25% of companies by ESG score, within each global industry group.

2. It is the target 25% of the market capitalisation of the original index using ESG score as the defining characteristic. The final index is market capitalisation weighted and sector neutral to its parent index (the S&P 500).

● **How did this financial product perform with regard to the sustainability indicators to determine the alignment of the reference benchmark with the environmental or social characteristics promoted?**

The ESG Score was 0.00% lower than that of the reference benchmark (S&P 500 ESG ELITE Index (Net Return)) (7.37 vs. 7.37).

A combined weighted Scope 1 and 2 average carbon intensity was 0.06% higher than that of the reference benchmark (S&P 500 ESG ELITE Index (Net Return)) (64.02 vs. 63.99).

● **How did this financial product perform compared with the reference benchmark?**

The ESG Score was 0.00% lower than that of the reference benchmark (S&P 500 ESG ELITE Index (Net Return)) (7.37 vs. 7.37).

A combined weighted Scope 1 and 2 average carbon intensity was 0.06% higher than that of the reference benchmark (S&P 500 ESG ELITE Index (Net Return)) (64.02 vs. 63.99).

● **How did this financial product perform compared with the broad market index?**

The ESG Score was 13.25% higher than that of the parent benchmark (S&P 500 Index) (7.37 vs 6.51).

Reference benchmarks are indexes to measure whether the financial product attains the environmental or social characteristics that they promote.

A combined weighted Scope 1 and 2 average carbon intensity was 41.06% lower than that of the parent benchmark (S&P 500 Index) (64.02 vs. 108.63).

