

Appendix 5 – Sustainable Finance Disclosure Regulation (Regulation (EU) 2019/2088) (unaudited)

ANNEX IV

Template periodic disclosure for the financial products referred to in Article 8, paragraphs 1, 2 and 2a, of Regulation (EU) 2019/2088 and Article 6, first paragraph, of Regulation (EU) 2020/852

Sustainable investment means an investment in an economic activity that contributes to an environmental or social objective, provided that the investment does not significantly harm any environmental or social objective and that the investee companies follow good governance practices.

The **EU Taxonomy** is a classification system laid down in Regulation (EU) 2020/852, establishing a list of **environmentally sustainable economic activities**. That Regulation does not include a list of socially sustainable economic activities. Sustainable investments with an environmental objective might be aligned with the Taxonomy or not.

Product name: UBS (Lux) Bond Fund – Global Flexible
Legal entity identifier: 549300QZODEOPZHR7278

Environmental and/or social characteristics

Did this financial product have a sustainable investment objective?

Yes
 No

<input type="checkbox"/> It made sustainable investments with an environmental objective: ___% <ul style="list-style-type: none"> <input type="checkbox"/> in economic activities that qualify as environmentally sustainable under the EU Taxonomy <input type="checkbox"/> in economic activities that do not qualify as environmentally sustainable under the EU Taxonomy 	<input type="checkbox"/> It promoted Environmental/Social (E/S) characteristics and while it did not have as its objective a sustainable investment, it had a proportion of ___% of sustainable investments <ul style="list-style-type: none"> <input type="checkbox"/> with an environmental objective in economic activities that qualify as environmentally sustainable under the EU Taxonomy <input type="checkbox"/> with an environmental objective in economic activities that do not qualify as environmentally sustainable under the EU Taxonomy <input type="checkbox"/> with a social objective
<input type="checkbox"/> It made sustainable investments with a social objective: ___%	<input checked="" type="checkbox"/> It promoted E/S characteristics, but did not make any sustainable investments



Sustainability indicators measure how the environmental or social characteristics promoted by the financial product are attained.

To what extent were the environmental and/or social characteristics promoted by this financial product met?

From 30 September 2022 onwards, the following characteristics were promoted by the financial product:

- 1) A sustainability profile that is higher than its benchmark’s sustainability profile or a minimum of 51% of assets invested in issuers with sustainability profiles in the top half of the UBS ESG Consensus score scale.
- 2) The percentage of subfund assets invested in sovereign bonds from issuers showing “controversies” on the UBS ESG Risk Dashboard is lower than the percentage in the benchmark.

Appendix 5 – Sustainable Finance Disclosure Regulation (Regulation (EU) 2019/2088) (unaudited)

The extent to which the environmental and/ or social characteristics promoted by this financial product is met is stated in the answer to the question "How did the sustainability indicators perform?" of this annex.

The benchmark is a broad market index which does not assess or include constituents according to environmental and/or social characteristics and therefore is not intended to be consistent with the characteristics promoted by the financial product. No ESG reference benchmark has been designated for the purpose of attaining the characteristics promoted by the financial product.

The sustainability profile of the financial product is measured by its benchmark's profile and the corresponding results are calculated at least once a year from the respective monthly profiles.

● **How did the sustainability indicators perform?**

From 30 September 2022 onwards, characteristic 1:

- The UBS ESG consensus score of the financial product was lower than that of its benchmark.
 - UBS consensus score of the financial product: 6.17
 - UBS consensus score of the benchmark: 6.41
- 74.20% of assets were invested in issuers with a sustainability profile in the top half of the benchmark.

From 30 September 2022 onwards, characteristic 2:

- The percentage of subfunds assets invested in sovereign bonds from issuers showing "controversies" on the UBS ESG Risk Dashboard is higher than that of its benchmark.
 - UBS ESG Risk Dashboard of the financial product: 0.72%
 - UBS ESG Risk Dashboard of benchmark: 0.13%

The higher percentage of assets invested in sovereign bonds from issuers showing "controversies" is explained by the subfund's holdings in sanctioned Russian securities. The Russian securities cannot be sold due to sanctions imposed by the Office of Foreign Assets Control (OFAC). At the time of investment the issuers were not subject to OFAC sanctions and were not showing "controversies" on the UBS ESG Risk Dashboard. The current positions will be kept unchanged in the portfolio until the sanctions are lifted.

Excluding the sanctioned Russian securities, the percentage of subfund assets invested in sovereign bonds from issuers showing "controversies" on the UBS ESG Risk Dashboard is lower than that of its benchmark, as per below:

- UBS ESG Risk Dashboard of the financial product: 0.00%
- UBS ESG Risk Dashboard of benchmark: 0.13%

● **... and compared to previous periods?**

Not applicable. This is the first reference period.

Appendix 5 – Sustainable Finance Disclosure Regulation (Regulation (EU) 2019/2088) (unaudited)

- **What were the objectives of the sustainable investments that the financial product partially made and how did the sustainable investment contribute to such objectives?**

Not applicable.

Principal adverse impacts are the most significant negative impacts of investment decisions on sustainability factors relating to environmental, social and employee matters, respect for human rights, anti-corruption and anti-bribery matters.

- **How did the sustainable investments that the financial product partially made not cause significant harm to any environmental or social sustainable investment objective?**

Not applicable.

----- How were the indicators for adverse impacts on sustainability factors taken into account?

Not applicable.

----- Were sustainable investments aligned with the OECD Guidelines for Multinational Enterprises and the UN Guiding Principles on Business and Human Rights? Details:

Not applicable.

The EU Taxonomy sets out a “do not significant harm” principle by which Taxonomy-aligned investments should not significantly harm EU Taxonomy objectives and is accompanied by specific Union criteria.

The “do no significant harm” principle applies only to those investments underlying the financial product that take into account the EU criteria for environmentally sustainable economic activities. The investments underlying the remaining portion of this financial product do not take into account the EU criteria for environmentally sustainable economic activities.

Any other sustainable investments must also not significantly harm any environmental or social objectives.



How did this financial product consider principal adverse impacts on sustainability factors?

Not applicable.



What were the top investments of this financial product?

The list includes the investments constituting the **greatest proportion of investments** of the financial product during the reference period which is: 31 March 2023.

Largest Investments	Sector	% Net Assets*	Country
Fannie Mae Pool	Mortgage & funding Institutions	7.18	United States of America
New Zealand Government Inflation Linked Bond	Countries & Central Government	4.98	New Zealand
Freddie Mac Pool	Mortgage & funding Institutions	4.17	United States of America
New Zealand Government Bond	Countries & Central Government	4.05	New Zealand
United States Treasury Note/Bond	Countries & Central Government	3.65	United States of America
China Development Bank	Banks & credit institutions	2.67	China
Japan Government Twenty Year Bond	Countries & Central Government	2.29	Japan
Ginnie Mae II Pool	Mortgage & funding Institutions	2.24	United States of America

Appendix 5 – Sustainable Finance Disclosure Regulation (Regulation (EU) 2019/2088) (unaudited)

Largest Investments	Sector	% Net Assets*	Country
United States Treasury Inflation Indexed Bonds	Countries & Central Government	2.24	United States of America
Brazil Notas do Tesouro Nacional Serie F	Countries & Central Government	2.18	Brazil
Slovenia Government Bond	Countries & Central Government	1.86	Slovenia
Italy Buoni Poliennali Del Tesoro	Countries & Central Government	1.78	Italy
UBS Lux Bond SICAV-China High Yield	Investment funds & benefit found	1.38	Luxembourg
Japan Government Forty Year Bond	Countries & Central Government	1.31	Japan
UBS Lux Bond SICAV - Asian High Yield USD	Investment funds & benefit found	1.15	Luxembourg

* Minor differences with "Statement of Investments in Securities" might occur due to rounding in production system

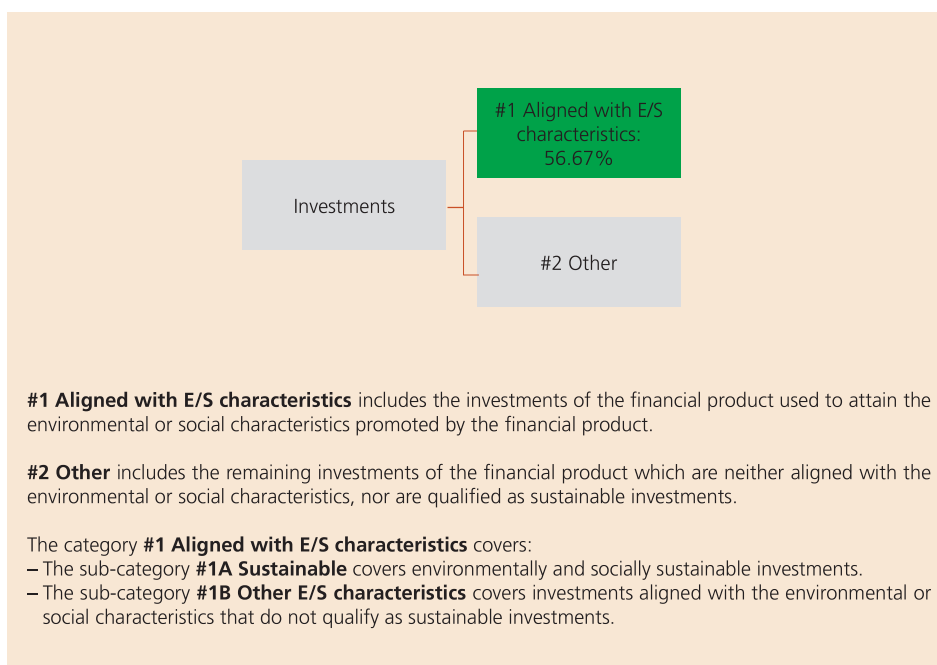


Asset allocation describes the share of investments in specific assets.

● **What was the proportion of sustainability-related investments?**

Not applicable.

● **What was the asset allocation?**



Appendix 5 – Sustainable Finance Disclosure Regulation (Regulation (EU) 2019/2088) (unaudited)

Taxonomy-aligned activities are expressed as a share of:

- **turnover** reflecting the share of revenue from green activities of investee companies.
- **capital expenditure** (CapEx) showing the green investments made by investee companies, e.g. for a transition to a green economy.
- **operational expenditure** (OpEx) reflecting green operational activities of investee companies.

To comply with the EU Taxonomy, the criteria for **fossil gas** include limitations on emissions and switching to fully renewable power or low-carbon fuels by the end of 2035. For **nuclear energy**, the criteria include comprehensive safety and waste management rules.

Enabling activities directly enable other activities to make a substantial contribution to an environmental objective.

Transitional activities are activities for which low-carbon alternatives are not yet available and among others have greenhouse gas emission levels corresponding to the best performance.

● In which economic sectors were the investments made?

Please refer to the section “Structure of the Securities Portfolio” of the relevant subfund of this Annual report to review the breakdown of the economic sectors where the investments were made.



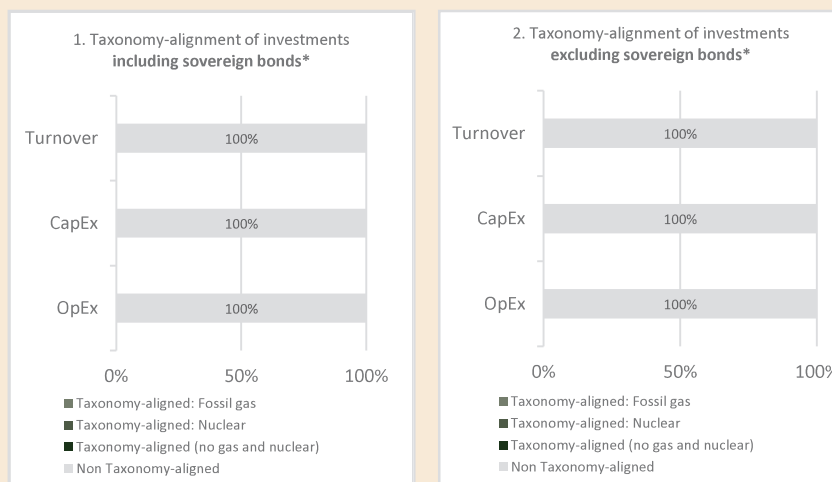
● To what extent were the sustainable investments with an environmental objective aligned with the EU Taxonomy?

Not applicable.

● Did the financial product invest in fossil gas and/or nuclear energy related activities complying with the EU Taxonomy¹?

- Yes:
 - In fossil gas
 - In nuclear energy
- No

The graphs below show in green the percentage of investments that were aligned with the EU Taxonomy. As there is no appropriate methodology to determine the taxonomy-alignment of sovereign bonds, the first graph shows the Taxonomy alignment in relation to all the investments of the financial product including sovereign bonds, while the second graph shows the Taxonomy alignment only in relation to the investments of the financial product other than sovereign bonds.*



* For the purpose of these graphs, ‘sovereign bonds’ consist of all sovereign exposures.

¹ Fossil gas and/or nuclear related activities will only comply with the EU Taxonomy where they contribute to limiting climate change (“climate change mitigation”) and do not significantly harm any EU Taxonomy objective - see explanatory note in the left hand margin. The full criteria for fossil gas and nuclear energy economic activities that comply with the EU Taxonomy are laid down in Commission Delegated Regulation (EU) 2022/1214.


Appendix 5 – Sustainable Finance Disclosure Regulation (Regulation (EU) 2019/2088) (unaudited)

- **What was the share of investments made in transitional and enabling activities?**

Not applicable.

- **How did the percentage of investments that were aligned with the EU Taxonomy compare with previous reference periods?**

Not applicable.

 are sustainable investments with an environmental objective that **do not take into account the criteria** for environmentally sustainable economic activities under Regulation (EU) 2020/852.



- **What was the share of sustainable investments with an environmental objective not aligned with the EU Taxonomy?**

Not applicable.



- **What was the share of socially sustainable investments?**

Not applicable.



- **What investments were included under “other”, what was their purpose and were there any minimum environmental or social safeguards?**

Included in “#2 Other” are cash and unrated instruments for the purpose of liquidity and portfolio risk management. Unrated instruments may also include securities for which data needed for the measurement of attainment of environmental or social characteristics is not available.



- **What actions have been taken to meet the environmental and/or social characteristics during the reference period?**

During the reference period, the environmental and/ or social characteristics were met by following the investment strategy and applying exclusion criteria as per the sales prospectus. The investment strategies and/ or exclusion criteria are monitored to ensure adherence.



- **How did this financial product perform compared to the reference benchmark?**

No ESG reference benchmark has been designated for the purpose of determining whether the financial product is aligned with the characteristics that it promotes.

Reference benchmarks are indexes to measure whether the financial product attains the environmental or social characteristics that they promote.

- **How does the reference benchmark differ from a broad market index?**

Not applicable.

- **How did this financial product perform with regard to the sustainability indicators to determine the alignment of the reference benchmark with the environmental or social characteristics promoted?**

Not applicable.

Appendix 5 – Sustainable Finance Disclosure Regulation (Regulation (EU) 2019/2088) (unaudited)

- ***How did this financial product perform compared with the reference benchmark?***

Not applicable.

- ***How did this financial product perform compared with the broad market index?***

Not applicable.