



Brussels, 6.4.2022
C(2022) 1931 final

ANNEX 4

ANNEX

to the

Commission Delegated Regulation (EU) .../...

supplementing Regulation (EU) 2019/2088 of the European Parliament and of the Council with regard to regulatory technical standards specifying the details of the content and presentation of the information in relation to the principle of ‘do no significant harm’, specifying the content, methodologies and presentation of information in relation to sustainability indicators and adverse sustainability impacts, and the content and presentation of the information in relation to the promotion of environmental or social characteristics and sustainable investment objectives in pre-contractual documents, on websites and in periodic reports

ANNEX IV

Template periodic disclosure for the financial products referred to in Article 8, paragraphs 1, 2 and 2a, of Regulation (EU) 2019/2088 and Article 6, first paragraph, of Regulation (EU) 2020/852

Sustainable investment means an investment in an economic activity that contributes to an environmental or social objective, provided that the investment does not significantly harm any environmental or social objective and that the investee companies follow good governance practices.

The **EU Taxonomy** is a classification system laid down in Regulation (EU) 2020/852, establishing a list of **environmentally sustainable economic activities**. That Regulation does not lay down a list of socially sustainable economic activities. Sustainable investments with an environmental objective might be aligned with the Taxonomy or not.

Product name:	Legal entity identifier
UBS (Lux) Fund Solutions – Bloomberg MSCI Euro Area Liquid Corporates 1-5 Year Sustainable UCITS ETF	5493006V3ZY2I2S0MF87

Environmental and/or social characteristics

Did this financial product have a sustainable investment objective?

<input checked="" type="radio"/> <input type="radio"/> Yes	<input type="radio"/> <input checked="" type="radio"/> No
<input type="checkbox"/> It made sustainable investments with an environmental objective: ___% <ul style="list-style-type: none"> <input type="checkbox"/> in economic activities that qualify as environmentally sustainable under the EU Taxonomy <input type="checkbox"/> in economic activities that do not qualify as environmentally sustainable under the EU Taxonomy 	<input checked="" type="checkbox"/> It promoted Environmental/Social (E/S) characteristics and <ul style="list-style-type: none"> while it did not have as its objective a sustainable investment, it had a proportion of 43.41% of sustainable investments <ul style="list-style-type: none"> <input type="checkbox"/> with an environmental objective in economic activities that qualify as environmentally sustainable under the EU Taxonomy <input checked="" type="checkbox"/> with an environmental objective in economic activities that do not qualify as environmentally sustainable under the EU Taxonomy <input type="checkbox"/> with a social objective
<input type="checkbox"/> It made sustainable investments with a social objective: ___%	<input type="checkbox"/> It promoted E/S characteristics, but did not make any sustainable investments



Sustainability indicators measure how the environmental or social characteristics promoted by the financial product are attained.

Principal adverse impacts are the most significant negative impacts of investment decisions on sustainability factors relating to environmental, social and employee matters, respect for human rights, anti-corruption and anti-bribery matters.

To what extent were the environmental and/or social characteristics promoted by this financial product met?

● ***How did the sustainability indicators perform?***

The ESG promotion characteristics are measured using the following indicators respectively:

The ESG Score was 11.34% higher than that of the parent benchmark (Bloomberg Euro Area Liquid Corp 1-5 Years Index) (7.22 vs. 6.48)

Indicator definitions can be found in the first page of the SFDR level 2 disclosures.

The parent benchmark is a broad market index which does not assess or include constituents according to environmental and/or social characteristics and therefore is not intended to be consistent with the characteristics promoted by the financial product.

● ***...and compared to previous periods?***

2022 was the first period the indicators were calculated.

● ***What were the objectives of the sustainable investments that the financial product partially made and how did the sustainable investment contribute to such objectives?***

The objectives of the sustainable investments that the financial product partially intends to make, is to contribute to environmental and/or social characteristics the financial product promotes.

The financial product intends to make sustainable investment by investing at least 90% of its total net assets in securities that are constituents of the Index. Bloomberg MSCI Sustainability Indices positively screen issuers from existing Bloomberg parent indices based on MSCI ESG Ratings, which are a “best in class” assessment of how well an issuer manages ESG risks relative to its industry peer group. The minimum threshold applied to Bloomberg flagship indices is an ESG rating of BBB or better.

MSCI ESG Ratings are designed to help investors identify the environmental, social and governance (ESG) risks and opportunities of their investments and to integrate these factors into their portfolio construction.

The MSCI ESG Rating includes environmental and social pillars such as climate change, natural capital, pollution & waste, environmental opportunities, human capital, product liability, stakeholder opposition & social opportunities.

How did the sustainable investments that the financial product partially made not cause significant harm to any environmental or social sustainable investment objective?

This financial product is passively managed and tracks an Index, indicators for adverse impacts on sustainability factors are taken into account by the Index provider as appropriate to the Index family.

Further details can be found in the prospectus annex for each fund.

How were the indicators for adverse impacts on sustainability factors taken into account?

Indicators for adverse impacts on sustainability factors are taken into account by the Index provider as appropriate to the Index family.

The indices incorporate the MSCI ESG Controversies score, screening out on a timely basis any issuers in significant breach of ESG norms.

MSCI ESG Controversies are designed to provide timely and consistent assessments of ESG controversies involving issuers. Any issuer with a “Red” MSCI ESG Controversies Score (score less than 1) is excluded from Sustainability indices. The Controversy Score measures an issuer’s involvement in major ESG controversies and how well the issuer adheres to international norms and principles.

The financial product exclude investments in companies involved directly in the use, development, manufacturing, stockpiling, transfer or trade of cluster munitions and/or anti-personnel landmines, nuclear weapons, biological weapons or chemical weapons.

Were sustainable investments aligned with the OECD Guidelines for Multinational Enterprises and the UN Guiding Principles on Business and Human Rights? Details:

The MSCI ESG Controversies tool monitors company involvement in notable ESG controversies related to the company’s operations and/or products, possible breaches of international norms and principles such as the UN Global Compact, and performance with respect to these norms and principles.

The EU Taxonomy sets out a “do not significant harm” principle by which Taxonomy-aligned investments should not significantly harm EU Taxonomy objectives and is accompanied by specific Union criteria.

The “do no significant harm” principle applies only to those investments underlying the financial product that take into account the Union criteria for environmentally sustainable economic activities. The investments underlying the remaining portion of this financial product do not take into account the Union criteria for environmentally sustainable economic activities.

Any other sustainable investments must also not significantly harm any environmental or social objectives.



How did this financial product consider principal adverse impacts on sustainability factors?

This financial product is passively managed and tracks an Index, indicators for adverse impacts on sustainability factors are taken into account by the Index provider as appropriate to the Index family.

Further details can be found in the prospectus annex for each fund.



What were the top investments of this financial product?

Largest investments	Sector	% Assets	Country
<i>BPCE</i>	<i>Banks</i>	<i>1.15</i>	<i>France</i>
<i>Societe Generale</i>	<i>Banks</i>	<i>.83</i>	<i>France</i>
<i>Banque Federative du Credit Mutuel</i>	<i>Banks</i>	<i>.83</i>	<i>France</i>
<i>Intesa Sanpaolo</i>	<i>Banks</i>	<i>.81</i>	<i>Italy</i>
<i>FCA Bank</i>	<i>Diversified Financial</i>	<i>.81</i>	<i>Italy</i>
<i>Fresenius & Co</i>	<i>Healthcare Services</i>	<i>.80</i>	<i>Germany</i>
<i>Banque Federative du Credit Mutuel</i>	<i>Banks</i>	<i>.80</i>	<i>France</i>
<i>Societe Generale</i>	<i>Banks</i>	<i>.79</i>	<i>France</i>
<i>BNP Paribas</i>	<i>Banks</i>	<i>.79</i>	<i>France</i>
<i>EssilorLuxottica</i>	<i>Healthcare</i>	<i>.78</i>	<i>France</i>
<i>Raiffeisen Bank International</i>	<i>Banks</i>	<i>.77</i>	<i>Austria</i>
<i>Danone</i>	<i>Food</i>	<i>.77</i>	<i>France</i>
<i>ING Groep</i>	<i>Banks</i>	<i>.77</i>	<i>Netherlands</i>
<i>Deutsche Pfandbriefbank</i>	<i>Banks</i>	<i>.77</i>	<i>Germany</i>
<i>Siemens Financieringsmaatschappij</i>	<i>Miscellaneous</i>	<i>.76</i>	<i>Netherlands</i>

The list includes the investments constituting the greatest proportion of investments of the financial product during the reference period which is: 2022



What was the proportion of sustainability-related investments?

As per the end of the reference period the minimum proportion of the investments used to meet the environmental and/or social characteristics promoted by the financial product was 91.61%. The minimum proportion of sustainable investments of the financial product was 43.41%.

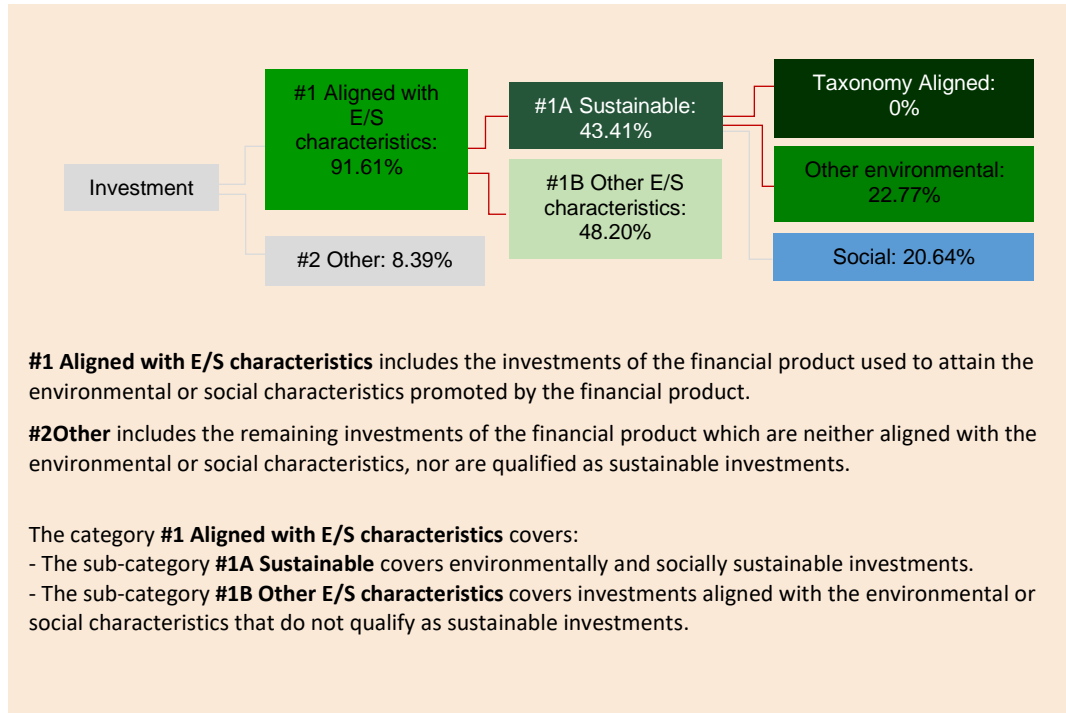
- *What was the asset allocation?*

Asset allocation describes the share of investments in specific assets.

The proportions of investments of the financial product were calculated as per the end of the reference period, which is: 31 December 2022

Enabling activities directly enable other activities to make a substantial contribution to an environmental objective.

Transitional activities are activities for which low-carbon alternatives are not yet available and among others have greenhouse gas emission levels corresponding to the best performance.



● ***In which economic sectors were the investments made?***

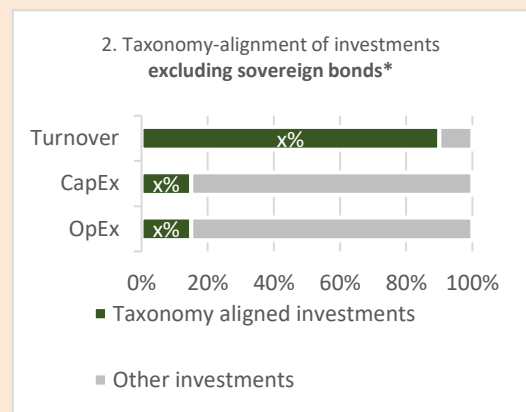

Please refer to the section “Schedule of Investments” of the relevant sub-fund of this Annual report to review the breakdown of the economic sectors where the investments were made.



To what extent were the sustainable investments with an environmental objective aligned with the EU Taxonomy?

The financial product had 0% Taxonomy Aligned Investments.

The graphs below show in green the percentage of investments that were aligned with the EU Taxonomy. As there is no appropriate methodology to determine the taxonomy-alignment of sovereign bonds, the first graph shows the Taxonomy alignment in relation to all the investments of the financial product including sovereign bonds, while the second graph shows the Taxonomy alignment only in relation to the investments of the financial product other than sovereign bonds.*



*For the purpose of these graphs, 'sovereign bonds' consist of all sovereign exposures

● What was the share of investments made in transitional and enabling activities?

There were no investments in transitional and enabling activities.

● How did the percentage of investments that were aligned with the EU Taxonomy compare with previous reference periods?

Not applicable. This is the first reference period.



What was the share of sustainable investments with an environmental objective not aligned with the EU Taxonomy?

The financial product had a proportion of sustainable investment with an environmental objective not aligned with the EU Taxonomy as stated in the asset allocation section of this annex.



What was the share of socially sustainable investments?

The financial product had a proportion of socially sustainable investment as stated in the asset allocation section of this annex of 20.64%



Taxonomy-aligned activities are expressed as a share of:

- **turnover** reflects the "greenness" of investee companies today.
- **capital expenditure** (CapEx) shows the green investments made by investee companies, relevant for a transition to a green economy.
- **operational expenditure** (OpEx) reflects the green operational activities of investee companies.

are sustainable investments with an environmental objective that **do not take into account the criteria** for environmentally sustainable economic activities under Regulation (EU) 2020/852.



What investments were included under “other”, what was their purpose and were there any minimum environmental or social safeguards?

Included in “#2 Other” are cash and unrated instruments for the purpose of liquidity and portfolio risk management. Unrated instruments may also include securities for which data needed for the measurement of attainment of environmental or social characteristics is not available.

What actions have been taken to meet the environmental and/or social characteristics during the reference period?

The alignment of the investment strategy with the methodology of the index is ensured on a continuous basis as the index provider rebalances the index on a regular basis and the Investment Manager tracks the Index in line with the limits set out in the investment policy of Fund.

The financial product has initially selected the reference benchmark for its relevance to its investment strategy and the attainment of the characteristics it seeks to promote.

The investment strategy of the fund is to track the benchmark’s return and its characteristics, including ESG characteristics, as closely as reasonably possible. The investment strategy is to replicate the index by applying stratified sampling managing the tracking error.

The investment manager reviews the index methodology when the product is set up and the Index provider may be contacted if the Index methodology is no longer in line with the investment strategy of the financial product.



How did this financial product perform compared to the reference benchmark?

How does the reference benchmark differ from a broad market index?

The Bloomberg MSCI Euro Area Liquid Corporates 1-5 Year Sustainable Index is a market capitalization weighted index. The Index represents liquid corporate bonds with a time to maturity of at least 1 year, but no more than 5 years, issued by investment grade companies that are consistent with specific values based criteria such as religious beliefs, moral standards or ethical views, and targets companies with high sustainability ratings relative to their sector peers and that are available to investors worldwide. Bonds are screened by age, type, size and sustainability rating. Debt issued by financial and non-financial companies is eligible for the Index so that bonds from issuers of different sectors are in the index including such from the financial industry. The issuer domicile is relevant and only an issuer from the Euro zone member state, as defined by Bloomberg Indices, and issuing in EUR is included. The bonds are valued daily based on Bid prices, however on rebalancing new bonds enter the index at the Ask price and they are removed based on the Bid Price. The index is rebalanced on a monthly basis.

How did this financial product perform with regard to the sustainability indicators to determine the alignment of the reference benchmark with the environmental or social characteristics promoted?

The ESG Score was 1.49% higher than that of the reference benchmark (MSCI Euro Area Liquid Corporates 1-5 Year Sustainable Index) (7.22 vs. 7.11).

Reference benchmarks are indexes to measure whether the financial product attains the environmental or social characteristics that they promote.

It is not the intention of the sub-fund to have an indicator which is better than that of the reference benchmark. The intention is to have an indicator which is better than that of the parent benchmark (broad market index). The portfolio manager aims to be in line with the reference benchmark and will review the deviation.

● ***How did this financial product perform compared with the reference benchmark?***

The ESG Score was 1.49% higher than that of the reference benchmark (MSCI Euro Area Liquid Corporates 1-5 Year Sustainable Index) (7.22 vs. 7.11).

It is not the intention of the sub-fund to have an indicator which is better than that of the reference benchmark. The intention is to have an indicator which is better than that of the parent benchmark (broad market index). The portfolio manager aims to be in line with the reference benchmark and will review the deviation.

● ***How did this financial product perform compared with the broad market index?***

The ESG Score was 11.34% higher than that of the broad market Index (Bloomberg Euro Area Liquid Corp 1-5 Years Index) (7.22 vs. 6.48).