



# J. Safra Sarasin

## JSS Sust. Equity - Future Health P EUR acc

Data as of 31. July 2023 | Source: JSS Investmentfonds Ltd | Page 1 of 2

### Fund Overview


Net asset value per share	99.11
Fund size in millions	225.90
Investment company	J. Safra Sarasin Fund Management (Luxembourg) S.A.
Depository	RBC Investor Services Bank S.A., Luxembourg
Portfolio management	AM Equities, Bank J. Safra Sarasin Ltd
Portfolio Manager	C. Tran-Brändli / J.C. Belvo
Domicile of fund	Luxembourg
ISIN code	LU2041625141
Swiss Sec.-No.	49 498 037
Launch date	14 February 2020
End of fiscal year	April
Ongoing charges	1.91%
Management fee	1.60%
Accounting currency	EUR
Dividend payment	none (reinvesting)
Sales fee	max. 3.00%
Exit charge	0.0%
Legal Structure	SICAV
Issue/Redemption	daily
Benchmark (BM)	no representative benchmark available
SFDR Classification	Article 8

### Statistical Ratios

Statistical Ratios	Fund
Volatility	11.47%
Beta	n.a.
Sharpe Ratio	-0.03
Information Ratio	n.a.
Tracking Error	n.a.

The statistical ratios are calculated on the basis of the previous months (36 months, basis EUR). Risk-free interest rate: 0.22%

### Risk and reward profile

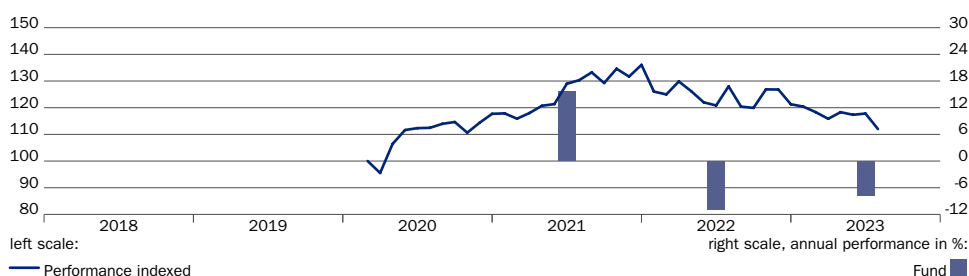


The risk and reward category shown is based on historical data and can not be used as a reliable indicator of the future risk profile of the fund. The classification of the fund may change over time and is not a guarantee.

### Fund Portrait

The investment objective of the JSS Sustainable Equity – Future Health is to achieve long-term capital growth. The sub-fund invests worldwide either directly (min. 51%) or indirectly in equity securities of the healthcare sector. It invests in leading companies and niche players whose products and services contribute to the improvement of health outcomes and the dampening of rising healthcare costs (value-based healthcare). The majority of investments are made in companies with a strong focus on innovation and prevention across all healthcare industries. The sub-fund also invests in health-related companies in the areas of nutrition, sports, housing and technology. It will also systematically integrate financially-material ESG aspects throughout the entire investment process, in order to avoid controversial exposures, mitigate ESG risks and harness opportunities.

### Net Performance (in EUR) as of 31.07.2023



	1 Month	3 Months	YTD	1 year	3 years p.a.	5 years p.a.
Fund	-4.93%	-5.34%	-7.67%	-12.50%	-0.13%	n.a.
BM	n.a.	n.a.	n.a.	n.a.	n.a.	n.a.

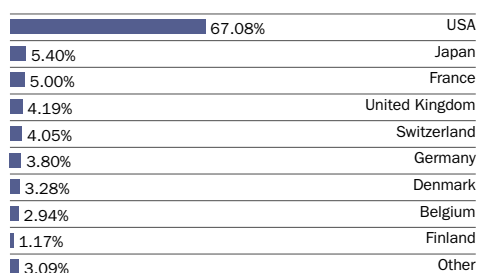
	2022	2021	2020	2019	2018	Since Inception
Fund	-10.85%	15.59%	n.a.	n.a.	n.a.	-0.89%
BM	n.a.	n.a.	n.a.	n.a.	n.a.	n.a.

Past performance does not guarantee future returns. The performance shown does not take account of any commissions and costs charged when subscribing and redeeming units.


### Top Ten Holdings

Biogen IDEC	5.34%
Globus Medical Inc	4.42%
Eli Lilly	4.14%
Sanofi	3.95%
Tenet Healthcare Corp	3.79%
Boston Scientific	3.22%
Iqvia Holdings Inc	3.14%
Hologic Inc	3.10%
Gilead Sciences	3.05%
Alphatec Holdings Inc	3.05%

### Country Allocation



### Sector Allocation





J. Safra Sarasin

## JSS Sust. Equity - Future Health P EUR acc

Data as of 31 July 2023 | Source: JSS Investmentfonds Ltd | Page 2 of 2

### Review

July was a strong month for the equity markets, even though the US Federal Reserve was determined to increase the fed funds rate by another 25bps in the face of subsiding inflation. Continued low unemployment is fuelling healthy consumer spending and demand for technology. In this environment, the healthcare sector, along with other defensive sectors such as utilities and consumer staples, are still underperforming the broader market. This has also been underpinned by a generally poor earnings season for healthcare stocks, with consensus expectations being undershot more than in other sectors. Yet it was actually the companies that beat and raised expectations that tended to perform poorly. "Sell on the news" was a rampant practice, while the poorer earnings reporters often saw short-covering rallies. As a result of the aforementioned stock-trading phenomena, the fund underperformed the Morningstar Healthcare category. Dexcom and Boston Scientific were some names with stellar earnings results that witnessed sell-offs.

### Outlook

The recent rise in interest rates on the back of Fitch's downgrade of the US sovereign debt rating and the surge in oil prices has triggered a sell-off in growth stocks and undermined our assumption that the rally would broaden to include smid cap healthcare growth names. We are reducing our overweight in smid cap Biotech growth stocks in the fund versus the Morningstar Healthcare peers. We have increased our weighting of value smid caps such as Fresenius AG. We remain neutral in the pharmaceuticals sector. The ongoing discussion on drug pricing reform and the expected political rhetoric against the industry as we head into the US presidential election cycle make it untenable to invest in large caps at present. We are also maintaining our overweight in medtech and healthcare facilities. These companies have reported strong Q2 2023 earnings and positive 2023 outlooks. Our smid cap biotech holdings have largely derisked pipelines.



### Logo Disclaimer:

"The European SRI Transparency logo signifies that Bank J. Safra Sarasin Ltd commits to provide accurate, adequate and timely information to enable stakeholders, in particular consumers, to understand the Socially Responsible Investment (SRI) policies and practices relating to the fund. Detailed information about the European SRI Transparency Guidelines can be found on [www.eurosif.org](http://www.eurosif.org), and information of the SRI policies and practices of the JSS Sust. Equity - Future Health can be found at: <https://product.jsafrasarasin.com/>. The Transparency Guidelines are managed by Eurosif, an independent organisation. The European SRI Transparency Logo reflects the fund manager's commitment as detailed above and should not be taken as an endorsement of any particular company, organisation or individual."

### Legal notices - Edition Switzerland:

JSS Investmentfonds II SICAV is a UCITS organised as an open-ended investment company (société d'investissement à capital variable – "SICAV") under the law of Luxembourg, and is regulated by the Commission de Surveillance du Secteur Financier ("CSSF"). This fund is a sub-fund of JSS Investmentfonds II SICAV. It has been authorised for public marketing in Switzerland by the Swiss Financial Market Supervisory Authority (FINMA). The issuer of this factsheet is not in a position to provide details on any one-off and/or recurring commission paid to or received by the bank and/or the fund's broker in connection with this product. Source of performance figures: Sarasin Investmentfonds Ltd, Datastream & SIX. Performance was calculated on the basis of net asset values (NAV) and gross dividends reinvested. When calculating performance, all the costs charged to the fund were included to give the net performance. The performance shown does not take account of any commissions and costs charged at the investor level when subscribing and redeeming units. Additional commissions, costs and taxes charged at the investor level have a negative impact on performance. The statements in this document neither constitute an offer nor an invitation to buy shares of the fund. All details are provided for marketing and information purposes only and should not be misinterpreted as investment advice. The latest prospectus, the key investor information document ("KIID"), the articles of incorporation as well as the annual and semi-annual reports are available free of charge from the paying agent (Bank J. Safra Sarasin Ltd, Elisabethenstrasse 62, P.O. Box, CH-4002 Basel) and the representative in Switzerland (J. Safra Sarasin Investmentfonds Ltd, Wallstrasse 9, CH-4002 Basel). The latest available prospectus as well as the KIID should be consulted before considering any investment. All opinions and estimates constitute best judgement at the time of publication and are subject to change without notice. Due to the information in this document coming partially from third party sources, the accuracy, completeness or correctness of the information contained in this publication cannot be guaranteed. Persons domiciled in the USA or US nationals are not permitted to hold shares in JSS Investmentfonds II SICAV, and shares in JSS Investmentfonds II SICAV may not be publicly sold, offered or issued to anyone residing in the USA or to US nationals. This publication is intended only for investors in Switzerland. Past performance is not a reliable guide to future performance. The value of your investment may go down as well as up. The return upon the investment will therefore necessarily be variable. Consequently, there is no guarantee that investors will get back the full amount of their invested capital upon redemption. Investments in foreign currencies may run a currency risk, as the return in the investor's reference currency may be smaller or greater as a result of currency fluctuations. This document constitutes marketing material. If it refers to a financial instrument for which a prospectus and/or a key investor/information document exists, these are available free of charge from Bank J. Safra Sarasin Ltd, Elisabethenstrasse 62, P.O. Box, CH-4002 Basel, Switzerland.