



J. Safra Sarasin

JSS Sust. Bond - Emerging Markets Local Currency C USD dist

Data as of 31. July 2023 | Source: JSS Investmentfonds Ltd | Page 1 of 2

Fund Overview

Net asset value per share	80.92
Fund size in millions	32.89
Investment company	J. Safra Sarasin Fund Management (Luxembourg) S.A.
Depository	RBC Investor Services Bank S.A., Luxembourg
Portfolio management	AM Bond, Bank J. Safra Sarasin Ltd, Basel
Portfolio Manager	Aristoteles Damianidis
Domicile of fund	Luxembourg
ISIN code	LU1835934552
Swiss Sec.-No.	42 165 717
Launch date	19 June 2019
End of fiscal year	June
Ongoing charges	1.37%
Management fee	1.00%
Accounting currency	USD
Dividend payment 2023	USD 1.87
Last dividend payment	March
Sales fee	max. 3.00%
Exit charge	0.0%
Legal Structure	SICAV
Issue/Redemption	daily
Benchmark (BM)	JPM GBI-EM Global Diversified Composite Unhedged USD
SFDR Classification	Article 8


Statistical Ratios	Fund	Benchmark
Volatility	11.49%	10.72%
Beta	1.00	n.a.
Sharpe Ratio	-0.29	-0.27
Information Ratio	-0.11	n.a.
Tracking Error	4.08%	n.a.

The statistical ratios are calculated on the basis of the previous months (36 months, basis USD). Risk-free interest rate: 1.42%

Bonds Portfolio Ratios

Average Rating	BBB+
Modified Duration	6.22
Yield to Worst	9.23%

Risk and reward profile



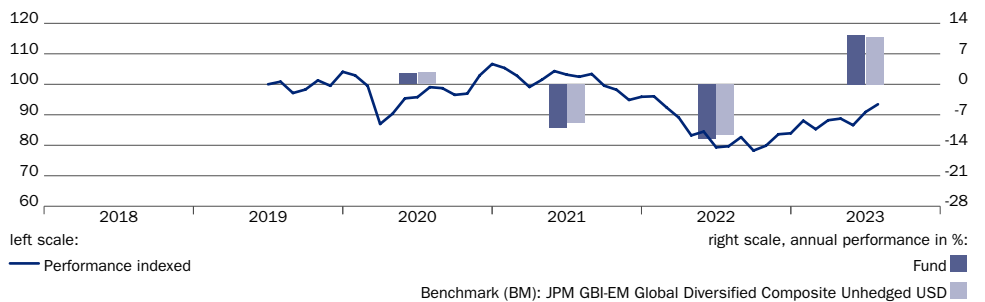
1	2	3	4	5	6	7
---	---	---	---	---	---	---

The risk and reward category shown is based on historical data and can not be used as a reliable indicator of the future risk profile of the fund. The classification of the fund may change over time and is not a guarantee.

Fund Portrait

The JSS Sustainable Bond – Emerging Markets Local Currency invests primarily in Emerging Market bonds denominated in local currencies. The strategy seeks to generate attractive risk-adjusted returns by investing in fixed income instruments with high real local interest rates and attractive interest rate differential compared to the US Dollar. It will also systematically integrate financially-material ESG aspects throughout the entire investment process, in order to avoid controversial exposures, mitigate ESG risks and harness opportunities. Investors should also benefit from local currency appreciation as the economic fundamentals and growth prospects of a selection of Emerging Economies continue improving.

Net Performance (in USD) as of 31.07.2023



	1 Month	3 Months	YTD	1 year	3 years p.a.	5 years p.a.
Fund	2.81%	5.30%	11.34%	17.28%	-1.92%	n.a.
BM	2.88%	4.55%	10.89%	14.25%	-1.46%	n.a.

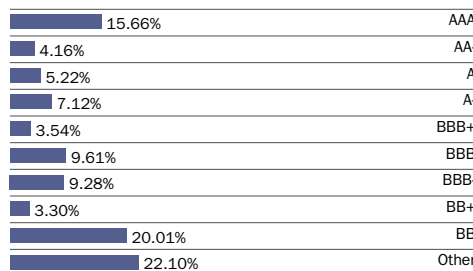
	2022	2021	2020	2019	2018	Since Inception
Fund	-12.47%	-10.09%	2.46%	n.a.	n.a.	-4.70%
BM	-11.69%	-8.75%	2.69%	n.a.	n.a.	-2.03%

Past performance does not guarantee future returns. The performance shown does not take account of any commissions and costs charged when subscribing and redeeming units.

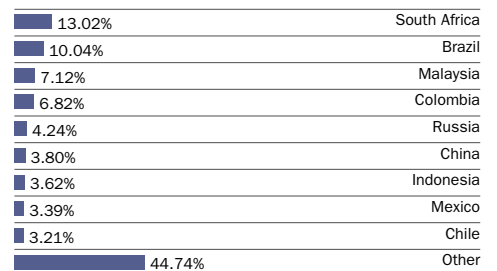
Top Ten Holdings

8.750% South Africa	31.01.44	4.71%
4.700% Far East Horizon	09.02.24	3.81%
2.632% Malaysia	15.04.31	3.75%
8.375% Indonesia	15.04.39	3.63%
8.500% South Africa	31.01.37	3.58%
9.850% Colombia	28.06.27	3.53%
4.600% EBRD	09.12.25	3.53%
0.000% Int. Fin. Corp	22.02.38	3.51%
6.500% Sout Africa	28.02.41	3.24%
4.700% Chile	01.09.30	3.22%

Allocation by Rating



Country Allocation





J. Safra Sarasin

JSS Sust. Bond - Emerging Markets Local Currency C USD dist

Data as of 31 July 2023 | Source: JSS Investmentfonds Ltd | Page 2 of 2

Review

Emerging market (EM) local currency bonds delivered positive returns in July, driven mostly by appreciating EM forex, although compression in local currency bond yields also contributed. Declining CPI data from the United States continued to bolster investor appetite for risk assets, as expectations of moderating monetary policy at the US Federal Reserve gained additional strength. Consequently, emerging markets with a higher beta than the benchmark outperformed and most overweight positions added value. Flows into EM local currency bonds ex-China have been volatile and the four-week average is slightly negative. China's economic momentum continues to be weak, raising fears of an adverse impact on global growth. The best performing region was Latin America, followed by Eastern Europe. The South Africa rand was by far the best performing currency, followed by the Colombian peso. Turkey was on the negative side as the lira weakened again after disappointing central bank intervention, as was the Chilean peso as rate cut expectations gained traction.

Outlook

We took the opportunity of the stronger market to reduce some of our currency exposure in favour of increasing interest duration in selected markets. But overall, we still favour the overweight in EM forex due to a combination of attractive valuations and weaker USD expectations. More specifically, we remain overweight in the Brazilian real, the Indonesian rupee, the Mexican, Colombian and Chilean pesos, while we are underweighting the South African rand and the Malaysian ringgit. We have increased our overweight in duration as we anticipate a steep decline in inflation over the next 12 to 18 months throughout the emerging markets. We continue to favour high real rate markets in which policy rates are higher than current and expected inflation. We are more cautious in Eastern Europe as elevated inflation and the economic slowdown are painting a difficult picture. We have local market overweight positions in South Africa, Brazil, Mexico, Chile and Indonesia, and underweights in Thailand and Romania.



Logo Disclaimer:

"The European SRI Transparency logo signifies that Bank J. Safra Sarasin Ltd commits to provide accurate, adequate and timely information to enable stakeholders, in particular consumers, to understand the Socially Responsible Investment (SRI) policies and practices relating to the fund. Detailed information about the European SRI Transparency Guidelines can be found on www.eurosif.org, and information of the SRI policies and practices of the JSS Sust. Bond - Emerging Markets Local Currency can be found at: <https://product.jsafrasarasin.com/>. The Transparency Guidelines are managed by Eurosif, an independent organisation. The European SRI Transparency Logo reflects the fund manager's commitment as detailed above and should not be taken as an endorsement of any particular company, organisation or individual."

Benchmark Disclaimer

"Information has been obtained from sources believed to be reliable but J.P. Morgan does not warrant its completeness or accuracy. The Index is used with permission. The Index may not be copied, used, or distributed without J.P. Morgan's prior written approval. Copyright 2020, J.P. Morgan Chase & Co. All rights reserved."

Legal notices - Edition Switzerland:

JSS INVESTMENTFONDS SICAV is a UCITS organised as an open-ended investment company (société d'investissement à capital variable – "SICAV") under the law of Luxembourg, and is regulated by the Commission de Surveillance du Secteur Financier ("CSSF"). This fund is a sub-fund of JSS Investmentfonds SICAV. It has been authorised for public marketing in Switzerland by the Swiss Financial Market Supervisory Authority (FINMA). The issuer of this factsheet is not in a position to provide details on any one-off and/or recurring commission paid to or received by the bank and/or the fund's broker in connection with this product. Source of performance figures: J. Safra Sarasin Investmentfonds Ltd, Datastream & SIX. Performance was calculated on the basis of net asset values (NAV) and gross dividends reinvested. When calculating performance, all the costs charged to the fund were included to give the net performance. The performance shown does not take account of any commissions and costs charged at the investor level when subscribing and redeeming units. Additional commissions, costs and taxes charged at the investor level have a negative impact on performance. The statements in this document neither constitute an offer nor an invitation to buy shares of the fund. All details are provided for marketing and information purposes only and should not be misinterpreted as investment advice. The latest prospectus, the key investor information document ("KIID"), the articles of incorporation as well as the annual and semi-annual reports are available free of charge from the paying agent (Bank J. Safra Sarasin Ltd, Elisabethenstrasse 62, P.O. Box, CH-4002 Basel) and the representative in Switzerland (J. Safra Sarasin Investmentfonds Ltd, Wallstrasse 9, CH-4002 Basel). The latest available prospectus as well as the KIID should be consulted before considering any investment. All opinions and estimates constitute best judgement at the time of publication and are subject to change without notice. Due to the information in this document coming partially from third party sources, the accuracy, completeness or correctness of the information contained in this publication cannot be guaranteed. Persons domiciled in the USA or US nationals are not permitted to hold shares in JSS Investmentfonds SICAV, and shares in JSS Investmentfonds SICAV may not be publicly sold, offered or issued to anyone residing in the USA or to US nationals. This publication is intended only for investors in Switzerland. Past performance is not a reliable guide to future performance. The value of your investment may go down as well as up. The return upon the investment will therefore necessarily be variable. Consequently, there is no guarantee that investors will get back the full amount of their invested capital upon redemption. Investments in foreign currencies may run a currency risk, as the return in the investor's reference currency may be smaller or greater as a result of currency fluctuations.

This document constitutes marketing material. If it refers to a financial instrument for which a prospectus and/or a key investor/information document exists, these are available free of charge from Bank J. Safra Sarasin Ltd, Elisabethenstrasse 62, P.O. Box, CH-4002 Basel, Switzerland.