



J. Safra Sarasin

JSS Sust. Equity - Tech Disruptors P CHF dist

Data as of 31. July 2023 | Source: JSS Investmentfonds Ltd | Page 1 of 2

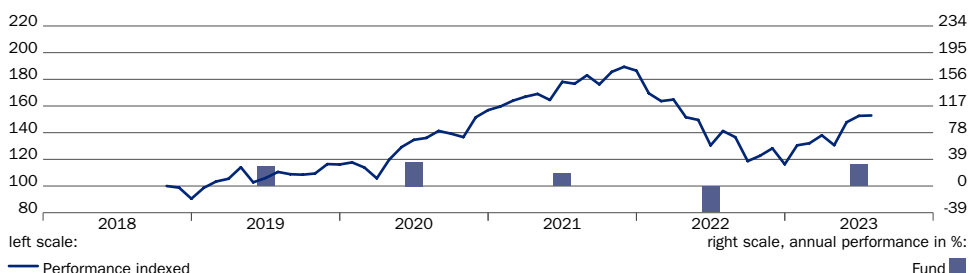
Fund Overview

Net asset value per share	151.82
Fund size in millions	228.79
Investment company	J. Safra Sarasin Fund Management (Luxembourg) S.A.
Depository	RBC Investor Services Bank S.A., Luxembourg
Portfolio management	AM Equities, Bank J. Safra Sarasin Ltd
Portfolio Manager	Tomasz Godziek / D. Lurch / H. Turan
Domicile of fund	Luxembourg
ISIN code	LU1842718261
Swiss Sec.-No.	42 326 332
Launch date	12 October 2018
End of fiscal year	June
Ongoing charges	1.88%
Management fee	1.60%
Accounting currency	CHF
Dividend payment 2022	CHF 0.00
Last dividend payment	October
Sales fee	max. 3.00%
Exit charge	0.0%
Legal Structure	SICAV
Issue/Redemption	daily
Benchmark (BM)	no representative benchmark available
SFDR Classification	Article 8

Fund Portrait

The JSS Sustainable Equity - Tech Disruptors aims to deliver long-term capital growth. To achieve this the sub-fund invests globally, mainly in equities of companies that are spearheading the development and adoption of disruptive technological trends, while also contributing to a sustainable economy. It will also systematically integrate financially-material ESG aspects throughout the entire investment process, in order to avoid controversial exposures, mitigate ESG risks and harness opportunities.

Net Performance (in CHF) as of 31.07.2023



	1 Month	3 Months	YTD	1 year	3 years p.a.	5 years p.a.
Fund	0.19%	17.04%	31.47%	8.23%	3.97%	n.a.
BM	n.a.	n.a.	n.a.	n.a.	n.a.	n.a.



	2022	2021	2020	2019	2018 Since Inception
Fund	-37.64%	18.86%	35.09%	28.36%	n.a.
BM	n.a.	n.a.	n.a.	n.a.	n.a.

Statistical Ratios

Statistical Ratios	Fund
Volatility	21.70%
Beta	n.a.
Sharpe Ratio	0.20
Information Ratio	n.a.
Tracking Error	n.a.

The statistical ratios are calculated on the basis of the previous months (36 months, basis CHF). Risk-free interest rate: -0.35%

Risk and reward profile



The risk and reward category shown is based on historical data and can not be used as a reliable indicator of the future risk profile of the fund. The classification of the fund may change over time and is not a guarantee.

Past performance does not guarantee future returns. The performance shown does not take account of any commissions and costs charged when subscribing and redeeming units.

Top Ten Holdings

Microsoft	8.41%
NVIDIA	6.48%
Synopsys	6.39%
ServiceNow Inc	5.12%
Alphabet Inc	4.90%
Intel	4.80%
Applied Materials	4.39%
Onto Innovation Inc	4.21%
Amazon Com	3.81%
Salesforce.com	3.33%

Country Allocation

USA	75.73%
Japan	5.33%
Finland	3.84%
China	2.66%
France	1.95%
Denmark	1.95%
Australia	1.36%
South Korea	1.15%
Canada	0.83%
Other	5.19%

Sector Allocation

Inform. Technology	71.88%
Communication Services	12.65%
Industrials	5.11%
Consumer Discretionary	3.81%
Real Estate	1.00%
Materials	0.83%
Other	4.72%





J. Safra Sarasin

JSS Sust. Equity - Tech Disruptors P CHF dist

Data as of 31 July 2023 | Source: JSS Investmentfonds Ltd | Page 2 of 2

Review

July was another strong month for global equities as the soft landing narrative became investors' base case scenario once again. The technology sector also participated in the rally. Small cap and high beta names were the main drivers of returns in July, while mega caps took a breather. Q2 earnings have been in line with or slightly better than expectations so far, but high expectations going into the earnings season have led to sharp sell-offs. Against this backdrop, the fund underperformed the MS peer group in July. Semis and software were the positive contributors, while the underweight in the consumer discretionary and financials sectors eroded the fund's performance.

Outlook

The COVID-19 pandemic will have long-lasting implications and will change the future behaviour of corporates and consumers. The rising need for faster internet bandwidth, innovative cybersecurity solutions and decentralised computing is set to rapidly increase in the coming years. We have therefore tilted towards these long-term winners and taken advantage of certain mispricing in the market. Going forward, we are confident that our differentiated investment approach will help us to navigate through this environment. Although we continue to build the core of the portfolio around the secular growers (i.e. software), we still "embrace cyclical" by investing in industries whose multiples are lower and whose end markets have been contracting for a very long time (i.e. memory, logistics automation, analogue semiconductors).



Logo Disclaimer:

"The European SRI Transparency logo signifies that Bank J. Safra Sarasin Ltd commits to provide accurate, adequate and timely information to enable stakeholders, in particular consumers, to understand the Socially Responsible Investment (SRI) policies and practices relating to the fund. Detailed information about the European SRI Transparency Guidelines can be found on www.eurosif.org, and information of the SRI policies and practices of the JSS Sust. Equity - Tech Disruptors can be found at: <https://product.jsafrasarasin.com/>. The Transparency Guidelines are managed by Eurosif, an independent organisation. The European SRI Transparency Logo reflects the fund manager's commitment as detailed above and should not be taken as an endorsement of any particular company, organisation or individual."

Legal notices - Edition Switzerland: JSS INVESTMENTFONDS SICAV is a UCITS organised as an open-ended investment company (société d'investissement à capital variable – "SICAV") under the law of Luxembourg, and is regulated by the Commission de Surveillance du Secteur Financier ("CSSF"). This fund is a sub-fund of JSS Investmentfonds SICAV. It has been authorised for public marketing in Switzerland by the Swiss Financial Market Supervisory Authority (FINMA). The issuer of this factsheet is not in a position to provide details on any one-off and/or recurring commission paid to or received by the bank and/or the fund's broker in connection with this product. Source of performance figures: J. Safra Sarasin Investmentfonds Ltd, Datastream & SIX. Performance was calculated on the basis of net asset values (NAV) and gross dividends reinvested. When calculating performance, all the costs charged to the fund were included to give the net performance. The performance shown does not take account of any commissions and costs charged at the investor level when subscribing and redeeming units. Additional commissions, costs and taxes charged at the investor level have a negative impact on performance. The statements in this document neither constitute an offer nor an invitation to buy shares of the fund. All details are provided for marketing and information purposes only and should not be misinterpreted as investment advice. The latest prospectus, the key investor information document ("KIID"), the articles of incorporation as well as the annual and semi-annual reports are available free of charge from the paying agent (Bank J. Safra Sarasin Ltd, Elisabethenstrasse 62, P.O. Box, CH-4002 Basel) and the representative in Switzerland (J. Safra Sarasin Investmentfonds Ltd, Wallstrasse 9, CH-4002 Basel). The latest available prospectus as well as the KIID should be consulted before considering any investment. All opinions and estimates constitute best judgement at the time of publication and are subject to change without notice. Due to the information in this document coming partially from third party sources, the accuracy, completeness or correctness of the information contained in this publication cannot be guaranteed. Persons domiciled in the USA or US nationals are not permitted to hold shares in JSS Investmentfonds SICAV, and shares in JSS Investmentfonds SICAV may not be publicly sold, offered or issued to anyone residing in the USA or to US nationals. This publication is intended only for investors in Switzerland. Past performance is not a reliable guide to future performance. The value of your investment may go down as well as up. The return upon the investment will therefore necessarily be variable. Consequently, there is no guarantee that investors will get back the full amount of their invested capital upon redemption. Investments in foreign currencies may run a currency risk, as the return in the investor's reference currency may be smaller or greater as a result of currency fluctuations.

This document constitutes marketing material. If it refers to a financial instrument for which a prospectus and/or a key investor/information document exists, these are available free of charge from Bank J. Safra Sarasin Ltd, Elisabethenstrasse 62, P.O. Box, CH-4002 Basel, Switzerland.