

# LO Funds (CH)

## Swiss Franc Credit Bond

### Newsletter

Regional Fixed Income • Fixed Income

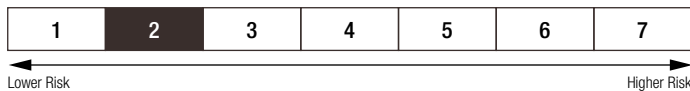
30 September 2024

#### PERFORMANCE

30.09.2024	INCEPTION	AUM	MONTH-TO-DATE	YEAR-TO-DATE	INCEPTION-TO-DATE	5 Year Ann. Return	10 Year Ann. Return
LO Funds (CH) - Swiss Franc Credit Bond ID	02.06.2008	CHF 1431 mn	0.78%	5.17%	53.52%	0.29%	1.09%
LO Funds (CH) - Swiss Franc Credit Bond PD			0.75%	4.90%	46.39%	-0.06%	0.74%
SBI Total A-BBB			0.60%	3.43%	38.02%	-0.24%	0.60%

Past performance is not a guarantee of future results. Performance is presented net of fees. AUM as of the date of the table.

#### RISK AND REWARD PROFILE



The following risks may be materially relevant but may not always be adequately captured by the synthetic risk indicator and may cause additional loss:

**Credit risk:** A significant level of investment in debt securities or risky securities implies that the risk of, or actual, default may have a material impact on performance. The likelihood of this depends on the credit-worthiness of the issuers.

**Liquidity risk:** Where a significant level of investment is made in financial instruments that may under certain circumstances have a relatively low level of liquidity, there is a material risk that the fund will not be able to transact at advantageous times or prices. This could reduce the fund's returns.

**Risks linked to the use of derivatives and financial techniques:** Derivatives and other financial techniques used substantially to obtain, increase or reduce exposure to assets may be difficult to value, may generate leverage, and may not yield the anticipated results. All of this could be detrimental to fund

performance.

**Concentration risk:** To the extent that the fund's investments are concentrated in a particular country, market, industry, sector or asset class, the fund may be susceptible to loss due to adverse occurrences affecting that country, market, industry, sector or asset class.

Before taking any investment decision, please read the latest version of the prospectus, the articles of incorporation, the Key Information Documents (KIDs) and the latest annual report and semi-annual report. Please pay attention to the Appendix B "Risk Factors Annex" of the prospectus.

Incorporation of extra-financial risks into the investment decision process may result in underweighting of profitable investments from the sub-fund's investment universe and may also lead the management of the sub-fund to underweight investments that will continue to perform. Sustainability risks may lead to a significant deterioration in the financial profile, profitability or reputation of an underlying investment and may therefore have a significant impact on its market price or liquidity.

#### MARKET REVIEW

The bull run continued for fixed income in September with the fifth straight month of positive performance, as a continued cutting-cycle-fueled rally in rates lifted all fixed income assets. Investment grade benefitted most thanks to the balance of rates and credit markets, which continued to exhibit a return of diversifying properties. At a sector level there was quite some dispersion, with pessimistic outlooks from notable auto manufacturers seeing the sectors substantially

underperform, while yet again HY real estate saw substantial outperformance, being highlighted by markets as the big winner from cutting cycles amidst still cheap valuations. September was ultimately a month of central bank cuts and broadly dovish signaling. Led by the Fed, the focus firmly shifted away from inflation concerns towards concerns around a weakening labour market. US non-farm payrolls for August was on the soft side, which clearly didn't sit well with Fed officials on the back of having 800k jobs removed from the prior year's

#### PRODUCT SPECIALISTS

ZÜRICH Marco Di Fante +41 44 214 14 71

**Please read important information at the end of this document. Past performance is not a guarantee of future results.**

Any reference to a specific company or security does not constitute a recommendation to buy, sell, hold or directly invest in the company or securities. It should not be assumed that the recommendations made in the future will be profitable or will equal the performance of the securities discussed in this document.

For use of recipient only, do not forward. Monthly publication of Lombard Odier Investment Managers.

Newsletter · LO Funds (CH) - Swiss Franc Credit Bond · Data as at 30 September 2024

employment statistics following August's revisions. The result was the Fed starting their cutting cycle with a 50bp cut to interest rates, surprising dovishly versus economist expectations of 25bps, but actually in line with market pricing by the time the meeting arrived.

Nevertheless, the move clearly underscored the Fed's desire to get things moving at pace, and perhaps an admission that cuts should have begun at their July meeting. That said, growth metrics point to little chance of an imminent slowdown in activity, with growth for the quarter continuing to track at healthy levels. Less urgency was shown across the Atlantic in Europe, where economies are seemingly in much more pressing need of monetary support. The ECB and UK both held rates despite flatlining growth. While the latter does indeed have a stickier inflation problem to contend deal with, Eurozone inflation is now well below target in many nations. After the Fed's more dovish delivery, President Lagarde did seem to confirm that more easing would be coming in November, although the lack of initiative places the block at a much greater risk of falling well behind the curve. In Switzerland, the SNB cut its policy rate by 25bps and at the same time surprised markets with an unusually explicit form of forward guidance, opening the door widely for a further cut in December. We believe the policy rate is now at the upper end of the neutral rate, i.e. at which point it is neither restrictive nor accommodative. While one more cut looks reasonable in our opinion at this stage, incoming data and currency appreciation can lead to a more dovish outcome, especially in light of the updated inflation projections, which the SNB lowered quite significantly. Elsewhere, a new round of stimulus was launched by Chinese authorities in an attempt to reboot faltering activity. Indeed, the package was much larger and targeted than prior attempts and looks to directly address major structural damage caused by the misjudged deleveraging of 2021/22. Markets approved and responded with a violent rally in both onshore and offshore risk assets. Time will tell if the programme will be sufficient, but it will certainly need to be followed with fiscal measures more direct to the consumer's pocket, which has been severely depleted since the onset of the pandemic in 2020. Geopolitical risks increased in prominence in the middle East through the month, as Israel's conflict turned to further focus on neighbouring Lebanon with targeted attacks on Hezbollah members and infrastructure. This marked quite a severe escalation in the breadth of the conflict in the region, and increase the probability of a direct confrontation with Iran. We still believe this to be against the interest of all parties, but acknowledge that these developments make the chance of an accident in the region higher and worth monitoring. On margin, we continue to favour duration, although our conviction has dropped somewhat with a lot of cuts priced into markets already and still robust growth dynamics in the US. That said ongoing cutting cycles should continue to support the asset class. We hold our preference for high quality high yield to access spread and carry with robust fundamentals as we don't consider a slowdown to be imminent.

## PORTFOLIO ACTIVITY

In the CHF primary market, we participated in the new issues of Sulzer (SUNSW), Spital Limmattal (SPITLI), Orascom Development Holding (ODHNSW), Deutsche Bank (DB), St. Galler Kantonalbank (SGKNSW) and Credit Agricole (ACAFP). In the CHF secondary market, we added Matterhorn Telecom (MATTER) and Commerzbank. On the other hand, we sold RCI Banque (RENAUL), Galderma (GALDSW), AMAG Leasing (AMALEA), Digital Realty (DLR), Holcim (HOLNSW) and Rieter (RIENSW). In the foreign currency primary market, we participated in the new issues of Proximus (PROXBB) and Wayfair (W). In the foreign currency secondary market, we added Fosun Holding (FOSUNI), Iceland Bondco (ICELTD), Aroundtown (ARNDTN) and SES (SESGFP). On the other hand, we sold Heimstaden Bostad (HEIBOS), Fastighets AB Balder (BALDER), CPI Property (CPIPGR), Castellum (CASTSS), Vivion (VIVION), Volkswagen (VW), Teleperformance (RCFFP), QVC (QVCN) and Carnival (CCL). In terms of sector allocation, we are mainly overweight in Real Estate and Financials while mainly underweight in Industrials, Materials and Healthcare.

## PERFORMANCE COMMENTS

In September, Confederation bond yields continued to fall across all maturities in a bull steepener. This further narrowed the gap between long and short-term interest rates, with the result that the yield curve for Confederation bonds, which has been inverted since May 2023, flattened again slightly. Over the same period, CHF credit spreads were mixed, with AAAs, AAs and As tightening (between 1 and 3 bp) and BBBs widening by 1 bp. At the sector level, financial sectors marginally outperformed utilities and industrials (in spread basis). As a result, the total return of both the LOF (CH) - Swiss Franc Credit Bond and its benchmark, the SBI® A-BBB, was positive. As has been the case on a monthly basis since the beginning of the year, the Fund's relative performance (gross of fees) was again positive. Positive contributions came from sector allocation and stock selection. At the sector level, overweights in banks and REITs contributed positively to the positive sector allocation contribution. Year-to-date total return and excess return of the Fund are both strongly positive.

## OUTLOOK

Markets have come a long way in pricing a normalization in the interest rate environment and hence a pullback shouldn't surprise. Nevertheless, the general environment remains in line with our medium-term outlook of a soft landing and with still attractive yields from a historic perspective, fixed income in our opinion remains attractive. As rate cuts finally materialize and curves normalize, this should furthermore increase demand for duration-sensitive assets. We hence stick to our conviction of complementing credit risks with interest rate exposures.

**Please read important information at the end of this document. Past performance is not a guarantee of future results.**

Any reference to a specific company or security does not constitute a recommendation to buy, sell, hold or directly invest in the company or securities. It should not be assumed that the recommendations made in the future will be profitable or will equal the performance of the securities discussed in this document.

For use of recipient only, do not forward. Monthly publication of Lombard Odier Investment Managers.

Newsletter · LO Funds (CH) - Swiss Franc Credit Bond · Data as at 30 September 2024

While we don't foresee a hard landing as main scenario, we believe some businesses will be challenged in the medium-term in the riskiest

part of credit, which justifies our preference for staying in good quality credit.

## Characteristics

30.09.2024	Portfolio	Index
Number of instruments	586	590
Number of issuers	250	197
AUM (CHF million)	1429	0
Coupon (%)	1.94	1.40
Yield to Worst (years)	1.46	1.22
Maturity (years)	4.51	4.34
Option Adjusted Duration (years)	4.38	4.06
Option Adjusted Spread (bps)	124.54	81.61
Alternatives (%)	3.41%	0
Out of the investment universe (%)	9.88%	0
Credit rating	BBB	A
Active share (%)	21.21%	0

## Market Statistics

		Credit Spreads (bps)					Credit Spreads (bps)				Interest rates (%)		Bid-Ask Spreads (%)		
		AAA	AA	A	BBB	Covered	Financials	Industrials	Agencies	Utilities	10yr Swiss Govi rate	AAA-BBB	AAA-AA	A-BBB	
Start Period	2024-08-30	36	56	76	95	50	81	74	52	86	0.48	0.68	0.72	0.52	
End Periode	2024-09-30	35	54	75	96	49	79	75	50	87	0.41	0.71	0.78	0.48	
Delta		-1	-3	-1	1	-1	-2	0	-2	1	-0.06	0.04	0.06	-0.04	

## Swiss Government Bond Curve (%)

	30.09.2024	31.08.2024	31.12.2023
1 Year	0.53	0.66	1.16
2 Years	0.37	0.5	0.98
3 Years	0.33	0.49	0.86
4 Years	0.34	0.47	0.77
5 Years	0.35	0.47	0.72
6 Years	0.36	0.47	0.69
7 Years	0.36	0.45	0.68
8 Years	0.36	0.45	0.68
9 Years	0.37	0.44	0.66
10 Years	0.38	0.44	0.65
15 Years	0.42	0.44	0.63
20 Years	0.41	0.43	0.61
30 Years	0.38	0.38	0.5

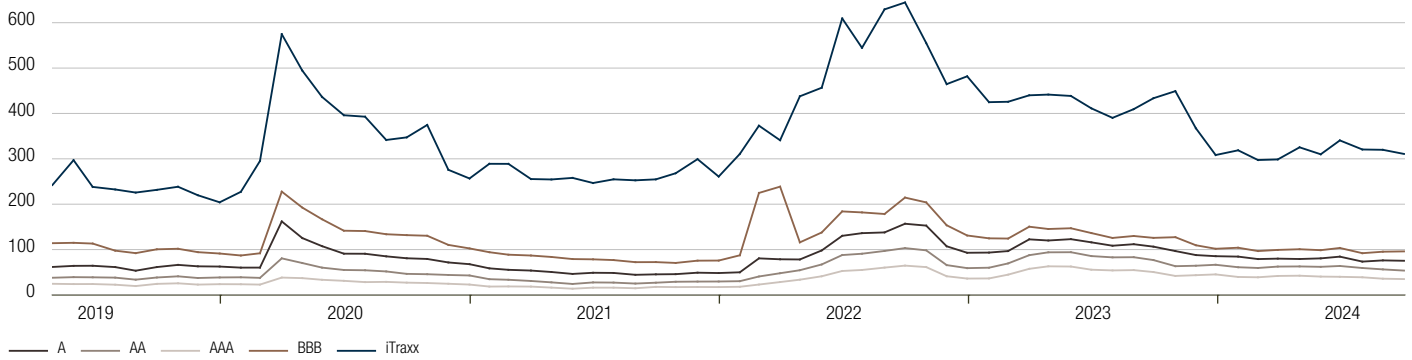
**Please read important information at the end of this document. Past performance is not a guarantee of future results.**

Any reference to a specific company or security does not constitute a recommendation to buy, sell, hold or directly invest in the company or securities. It should not be assumed that the recommendations made in the future will be profitable or will equal the performance of the securities discussed in this document.

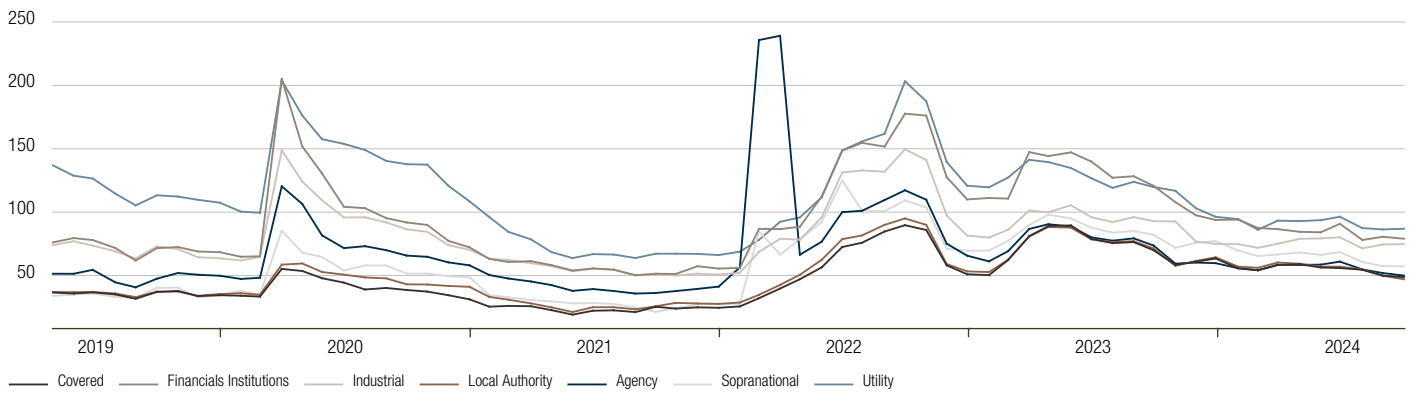
For use of recipient only, do not forward. Monthly publication of Lombard Odier Investment Managers.

Newsletter · LO Funds (CH) - Swiss Franc Credit Bond · Data as at 30 September 2024

### Credit Spreads vs Swiss Government Bonds - Ratings (bps)



### Credit Spreads vs Swiss Government Bonds - Sectors (bps)



## IMPORTANT INFORMATION

This document is a **Marketing Communication** relating to **Lombard Odier Funds (CH)** and its **Sub-Fund ("LO Funds (CH) - Swiss Franc Credit Bond")** (altogether referred to as the "Fund"). This document is intended only for **Qualified and Professional Investors** in Switzerland where the Fund is registered for distribution, within the meaning of the Swiss Collective Investment Schemes Act (CISA) and is not intended for retail investors, nor for U.S. Persons as defined under Regulation S of the United States Securities Act of 1933, as amended.

This document is issued by **Lombard Odier Asset (Switzerland) S.A** (hereinafter the "Management Company"). The Management Company is authorised and regulated by the Swiss Financial Market Supervisory Authority FINMA (the "FINMA") and has its registered office at 6, av. des Morgines, 1213 Petit-Lancy, Geneva, Switzerland. The Management Company is clustered within the Lombard Odier Investment Management Division ("LOIM") of Lombard Odier Group. LOIM is a trade name. The LOIM entities support in the preparation of this document and LOIM is a trade name. The Fund is authorized and regulated by the FINMA as another Fund for traditional investments within the meaning of the Collective Investment Scheme Act of 23 June 2006, as amended.

**This document is the property of LOIM, is provided for information purposes only and is addressed for the recipient exclusively for its personal use.** It may not be reproduced (in whole or in part), transmitted, modified, or used for any other purpose without the prior written permission of LOIM. It is not intended for distribution, publication, or used for any other purpose without the prior written permission of LOIM.

**The Fund will not be, nor will its shares be, registered for public offering in any jurisdiction.** The contents of this document has not been reviewed by any regulatory authority in any jurisdictions and does not constitute an offer or a recommendation to subscribe for any securities or other financial instruments or products described herein.

It contains opinions of LOIM, as at the date of issue. These opinions and information contained herein in this document does not take into account all the specific circumstances of the addressee. Therefore, no representation is made that the investment strategies presented in this document are suitable or appropriate to the individual circumstances of any investors. Tax treatment depends on the individual circumstance of the investor and may be subject to change in the future. LOIM does not provide tax advice. Consequently, you must verify the above and all information provided in this document with the legal documents issued for the Fund or otherwise review it with your external tax advisors.

The information and analysis contained herein are based on sources believed to be reliable. While LOIM uses its best efforts to ensure that the content is created in good faith, with greatest care and with accuracy, it does not guarantee the timeliness, validity, reliability or completeness of the information contained in this document, neither does it warrant that the information is free from errors and omission not does it accept any liability for any loss or damage resulting from its use. All information and opinions as well as the prices indicated may change without notice. Particular contents of third parties are marked as such. LOIM assumes no liability for any indirect, incidental or consequential damages that are caused by or in connection with the use of such content.

The Source of the data has been mentioned wherever it was available. Unless otherwise stated, the data is prepared by LOIM.

An investment in the Fund is not suitable for all investors. The ownership of any investment decision(s) shall exclusively vest with the investor. Investment must be done after analysing all possible risk factors and by exercising of independent discretion. The investor must particularly ensure the suitability of an investment as regards with his/her financial situation, risk profile and investment objectives investing. **There can be no assurance that the Fund's investment objective will be achieved or that there will be a return on capital. Past or estimated performance is not necessarily indicative of future results and no assurance can be made that profits will be achieved, or that substantial losses will not be incurred.** The investor bears the risk of losses in connection with any investment. The information contained in this document does not constitute any form of advice on any investment or related consequences of making any particular investment decision in any particular investment decision in any Fund. Each investor shall make his/her own appraisal of risk, goals, liquidity, taxes and other financial merit of his/her investment decisions. Views, opinions and estimates may change without notice and are based on a number of assumptions which may or may not eventuate or prove to be accurate. The scenarios presented are an estimate of future performance based on evidence from the past on how the value of this investment varies, and/or current market conditions and are not an exact indicator. What you will get will vary depending on how the market performs and how long you keep the investment/product.

**Investments are subject to a variety of risks.** The investments mentioned in this document may carry risks that are difficult to quantify and integrate into an investment assessment. In general, products such as equities, bonds, forex, or money market instruments bear risks, which are higher in the case of derivative, structured, and private equity products; these are aimed solely at investors who are able to understand their nature and characteristics and to bear their associated risks. On request, LOIM will be pleased to provide investors with more detailed information concerning risks associated with given instruments. The liquidity of an investment is subject to supply and demand. Some products may not have a well-established secondary market or in extreme market conditions may be difficult to value, resulting in price volatility and making it difficult to obtain a price to dispose of the asset. Where the Fund is denominated in a currency other than an investor's base currency, changes in the rate of exchange may have an adverse effect on price and income. All performance figures reflect the reinvestment of interest and dividends and do not take account the commissions and costs incurred on the issue and redemption of shares/units; performance figures are estimated and unaudited. Net performance shows the performance net of fees and expenses for the relevant fund/share class over the reference period. This document does not contain personalised recommendations or advice and is not intended to substitute any professional advice on investment in financial products. Neither this marketing communication nor this document nor any part of it shall form the basis of, or be relied on in connection with, any contract to purchase or subscription to the Fund. Not all costs are listed in this document and the investor is recommended to refer to the Offering documents for more information.

### Access to documents in country of registrations:

The PRIIPS/KIDs are available in one of the official languages of your country and a Prospectus is available in English and French. The PRIIPS/KIDs and the Prospectus together with the Articles of Incorporation and the last annual and semi-annual financial report are available on [www.loim.com](http://www.loim.com) or can be requested free of charge at the registered office of the Fund or of the Management Company, from the

distributors of the Fund or from the local representatives as mentioned below. These Offering Documents are provided for information and illustration and is not a contractually binding document or an information required by any legislative provisions and is not sufficient to take an investment decision.

Please refer to the prospectus and the PRIIPS/KIDs before making any final investment decisions. Before making an investment in the Fund, an investor should read the entire Offering Documents, and in particular the risk factors pertaining to an investment in the Fund, consider carefully the suitability of such investment to his/her particular circumstances and, where necessary, obtain independent professional advice in respect of **risks**, as well as any **legal, regulatory, credit, tax, and accounting consequences**.

LOIM recognises that conflicts of interest may exist as a consequence of the distribution of the Fund issued or managed by entities within the Lombard Odier Group. LOIM has a Conflict of Interests policy to identify and manage such conflicts of interest and a copy of this policy is available on <https://am.lombardodier.com/home/asset-management-regulatory-disc.html>.

A summary of investor's rights relating to regarding complaints and litigation is available in English on <https://am.lombardodier.com/home/asset-management-regulatory-disc.html>.

**Limitation on Sale:** The shares issued for this Fund may only be publicly offered or sold in countries in which such a public offer or sale is permitted. Therefore, unless the Management Company or representatives of the Management Company have filed an application with the local supervisory authorities and permission has been granted by the local supervisory authorities, and as long as no such application has been filed or no such permission granted by the supervisory authorities, this Fund does not represent an offer to buy investment shares.

**Not for US Person:** The Fund has not been registered pursuant to the 1933 United States Securities Act. This document is not intended for any "U.S. Person" as defined in Regulation S of the Act, as amended or pursuant to the 1940 United States Investment Company Act as amended and will not be registered pursuant to the 1940 United States Investment Company Act as amended, or pursuant to other US federal laws. Therefore, the shares will not be publicly offered or sold in the United States. Neither this document nor any copy thereof may be sent, taken into, or distributed in the United States of America, any of its territories or possessions or areas subject to its jurisdiction, or to or for

the benefit of a United States Person For this purpose, the term "United States Person" shall mean any citizen, national or resident of the United States of America, partnership organized or existing in any state, territory or possession of the United States of America, a corporation organized under the laws of the United States or of any state, territory or possession thereof, or any estate or trust that is subject to United States Federal income tax regardless of the source of its income.

**Important Information on Fund awards:**

**Morningstar:** Morningstar Category: Morningstar assigns ratings based on comparisons of all funds within a specific Morningstar Category, rather than all funds in a broad asset class. The information contained herein is proprietary to Morningstar and/or its providers, may not be copied or distributed and is not warranted to be accurate, complete or timely. Neither Morningstar nor its content providers are not responsible for any damages or losses arising from any use of this information. For more information about the Morningstar Category:

[https://www.morningstar.com/content/dam/marketing/shared/research/methodology/771945\\_Morningstar\\_Rating\\_for\\_Funds\\_Methodology.pdf](https://www.morningstar.com/content/dam/marketing/shared/research/methodology/771945_Morningstar_Rating_for_Funds_Methodology.pdf) and <http://www.morningstar.com>

**Morningstar stars:** The star rating is based on risk-adjusted performance. A fund must have a record of more than three years. Star ratings are graded on a curve: the top 10% of funds receive five stars, the next 22.5% receive four stars, the middle 35% receive three stars, the next 22.5% receive two stars and the bottom 10% get one star. A rating alone is an insufficient basis for an investment decision. A rating is drawn for illustration purposes only and is subject to change. It is not a recommendation to invest in the Fund. It does not predict future performance of the Fund. There is no guarantee that the investment objective of the Fund will be reached.

For details regarding the star rating method:

[https://www.morningstar.com/content/dam/marketing/shared/research/methodology/771945\\_Morningstar\\_Rating\\_for\\_Funds\\_Methodology.pdf](https://www.morningstar.com/content/dam/marketing/shared/research/methodology/771945_Morningstar_Rating_for_Funds_Methodology.pdf) and [www.morningstar.com](http://www.morningstar.com). Morningstar is not responsible for any damages or losses arising from any use of this information.

**Data Protection:** You may be receiving this Communication because you have provided us your contact details. If this is the case, note that we may process your personal data for direct marketing purposes. For more information on Lombard Odier's data protection policy, please refer to [www.lombardodier.com/privacy-policy](http://www.lombardodier.com/privacy-policy).