

LO Funds (CH)

Swiss Franc Bond

Newsletter

Regional Fixed Income • Fixed Income

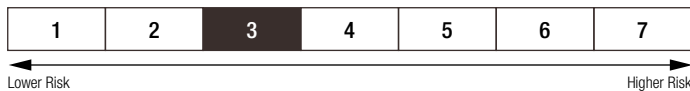
31 July 2024

PERFORMANCE

31.07.2024	INCEPTION	AUM	MONTH-TO-DATE	YEAR-TO-DATE	INCEPTION-TO-DATE	5 Year Ann. Return	10 Year Ann. Return
LO Funds CH Swiss Franc Bond ID	02.06.2008	CHF 590 mn	1.54%	4.21%	46.91%	-0.33%	0.83%
LO Funds CH Swiss Franc Bond PD			1.51%	4.03%	41.89%	-0.62%	0.56%
SBI Total AAA-BBB®			1.22%	2.98%	36.07%	-1.05%	0.52%

Past performance is not a guarantee of future results. Performance is presented net of fees. AUM as of the date of the table.

RISK AND REWARD PROFILE



The following risks may be materially relevant but may not always be adequately captured by the synthetic risk indicator and may cause additional loss:

Credit risk: A significant level of investment in debt securities or risky securities implies that the risk of, or actual, default may have a material impact on performance. The likelihood of this depends on the credit-worthiness of the issuers.

Liquidity risk: Where a significant level of investment is made in financial instruments that may under certain circumstances have a relatively low level of liquidity, there is a material risk that the fund will not be able to transact at advantageous times or prices. This could reduce the fund's returns.

Risks linked to the use of derivatives and financial techniques: Derivatives and other financial techniques used substantially to obtain, increase or reduce exposure to assets may be difficult to value, may generate leverage, and may not yield the anticipated results. All of this could be detrimental to fund

performance.

Concentration risk: To the extent that the fund's investments are concentrated in a particular country, market, industry, sector or asset class, the fund may be susceptible to loss due to adverse occurrences affecting that country, market, industry, sector or asset class.

Before taking any investment decision, please read the latest version of the prospectus, the articles of incorporation, the Key Information Documents (KIDs) and the latest annual report and semi-annual report. Please pay attention to the Appendix B "Risk Factors Annex" of the prospectus.

Incorporation of extra-financial risks into the investment decision process may result in underweighting of profitable investments from the sub-fund's investment universe and may also lead the management of the sub-fund to underweight investments that will continue to perform. Sustainability risks may lead to a significant deterioration in the financial profile, profitability or reputation of an underlying investment and may therefore have a significant impact on its market price or liquidity.

MARKET REVIEW

July was a strong month for fixed income, with all segments across USD and EUR posting their best monthly returns of 2024 (the second best after June for CHF). Looking under the hood, a strong rate rally on pricing of an accelerating cutting cycle was the prevailing tailwind for all fixed income assets, with duration heavy assets the clear outperformers. At the same time, spreads were flat on the month, except for in EUR and CHF IG which saw spreads tighten to begin the month as French

election concerns subsided. The macro nature of the move saw minimal differentiation from a sectoral point of view. Macro data continued to support the continued transition into cutting cycles, with inflation data softening along with demand data. US CPI in particular surprised below expectations, even showing a negative MoM print at the level CPI. This followed lower than expected PMI figures and an uptick in unemployment. Meanwhile Swiss economic data came in below expectations. Manufacturing PMI at 43.9 points to continued subdued

PRODUCT SPECIALISTS

ZÜRICH Marco Di Fante +41 44 214 14 71

Please read important information at the end of this document. Past performance is not a guarantee of future results.

Any reference to a specific company or security does not constitute a recommendation to buy, sell, hold or directly invest in the company or securities. It should not be assumed that the recommendations made in the future will be profitable or will equal the performance of the securities discussed in this document.

For use of recipient only, do not forward. Monthly publication of Lombard Odier Investment Managers.

Newsletter · LO Funds (CH) - Swiss Franc Bond · Data as at 31 July 2024

activity. Inflation remains broadly in line with the SNB's own forecasts, not forcing any surprises. However, service inflation continues to trend quite significantly above goods inflation, which remains negative on a 3-month over 3-month horizon. The combination of lower inflationary dynamics and an uptick in unemployment featured heavily in the Fed's meeting at month end, with emphasis that both sides of the dual mandate are now in play. Despite not cutting rates this month, this shift of focus back onto unemployment number looked to set up for cuts beginning in September. This would bring the Fed into the cutting cycle journey that was already underway at the ECB, and also began at the Bank of England this month most notably, with the Bank of Canada adding another cut to their first 25bps in May. Moving in the opposite direction was the Bank of Japan, who hiked 15bps to 0.25%. Whilst small in magnitude, the hike signals a key ongoing reversal in monetary policy between Japan and the rest of the developed world. The ramifications of asset reallocations from Japanese investors and beyond will require close attention, with similar divergences historically triggering carry trade unwinds that can span well beyond Japanese shores and assets. As alluded to in the introduction, politics continued to generate headlines. First in France as a stronger than expected performance for Macron at the expense of Le Pen's RN party deemed to be the more market friendly outcome despite strong performance of the far left. This relieved pressure on OAT-bund spreads and French assets more generally. The US political landscape also lurched back and forth, with sitting President Joe Biden pulling his re election bid and paving the way for his Vice President Kamala Harris to run as the Democratic nominee for November's election. Whilst pressure had been rising on Biden to step aside following a disastrous debate appearance in June, a sharp increase in support for Republican nominee Trump following a failed assassination attempt seemed to force Biden's hand. Election odds are now much more evenly split, with a tighter race likely to be more indicative of heightened volatility as we move close to the vote. In international politics, late in the month ongoing tensions in the middle east again flared higher after Hamas' political leader Ismail Haniyeh was assassinated whilst visiting Tehran. The risk of direct confrontation between Iran and Israel is the key concern for the region and whilst the appetite for such conflict by both sides is limited, such moves risk forcing an unwanted escalation. Risk in the region continues to threaten a wider risk off move. Duration was the ultimate winner of the month, but feel there is further room to run as cutting cycles continue and perhaps even pick up pace. We acknowledge increasing risks from diverging monetary policy backdrop and increased political uncertainty, particularly in the face of reduced summer liquidity, however continue to support selectively accessing high yield through higher quality. Through such conditions we emphasize the need to focus on core fundamental trends, which as of now show slowing, but not collapsing demand, with earnings continuing to come in robust, albeit at slower growth rates the previous quarters.

PORTFOLIO ACTIVITY

In the CHF-denominated primary market, we participated in the new issues of Pfandbriefzentrale der Schweizerischen Kantonalbanken (PFZENT) and Banco Internacional (IJNT). In the CHF secondary market, we added Slovak Republic (SLOVAK) and Banca dello Stato del Cantone Ticino (BQTESS) and sold Axpo (AXPOSW), Zug Estates (ZUGNSW), HIAG (HIAGSW), Vonovia (ANNGR), Ayvens (AYVFP), Cellnex (CLNXSM), UBS (UBS), Clariant (CLNVX), Digital Realty (DLR) and AMAG Leasing (AMALEA) for alpha purposes. In the foreign currency segment, we participated in the new issue of Alain Afflelou (AAFFP). In the secondary segment, we took profit in Iceland Bondco (ICELTD). In terms of sector allocation, we are overweight mainly in Real Estate and Financials while underweight mainly in Treasuries, Local Authorities and Covered. In terms of duration, we are broadly in line with the benchmark.

PERFORMANCE COMMENTS

In July, CHF credit spreads tightened in a compression fashion, i.e. triple-Bs outperforming triple-As on a spread basis. Over the same period, the CHF treasury curve has fallen across all maturities and remained inverted, i.e. the difference between yields on ten-year and two-year Confederation bonds remained negative. As a result, the total return in both the LOF (CH) Swiss Franc Bond Fund and its benchmark, the SBI® AAA-BBB, was positive. The relative outperformance of the fund was driven by our three main contributors, i.e. favourable yield curve positioning and good allocation and security selection. YTD, the relative outperformance of the fund was driven by our three main contributors, i.e. favourable yield curve positioning and good allocation and security selection. Moreover, the overweight in the foreign Real Estate sector contributed significantly to the positive relative performance.

OUTLOOK

Looking ahead, we stick to our convictions with allocations to both credit and duration as we believe in the value of both complementing each other. While we do acknowledge a divergence across regions that will demand somewhat different monetary policy schedules, the more medium-term outlook in our opinion is generally best exploited in a diversified way. As we progress in the cycle, inflation continues to normalize while growth is expected to react to the tight monetary policy environment. We see fundamentals deteriorating only gently, which supports the conviction of continuing tight credit spreads. The combination of our micro- and macro-views however sketch a quite benign environment for credit. Despite this backdrop, we monitor risks most notably in the national- as well as geopolitical space, which are likely to infuse some volatility into markets over the next months. Indeed, while we remain constructive on both credit and duration, within

Please read important information at the end of this document. Past performance is not a guarantee of future results.

Any reference to a specific company or security does not constitute a recommendation to buy, sell, hold or directly invest in the company or securities. It should not be assumed that the recommendations made in the future will be profitable or will equal the performance of the securities discussed in this document.

For use of recipient only, do not forward. Monthly publication of Lombard Odier Investment Managers.

Newsletter · LO Funds (CH) - Swiss Franc Bond · Data as at 31 July 2024

credit we prefer to stay in better quality names.

Characteristics

31.07.2024	Portfolio	Index
Number of instruments	1192	1814
Number of issuers	343	344
AUM (CHF million)	590	0
Coupon (%)	1.68	1.17
Yield to Worst (years)	1.57	1.05
Maturity (years)	7.73	7.78
Option Adjusted Duration (years)	7.37	7.13
Option Adjusted Spread (bps)	106.03	51.63
Alternatives (%)	3.28	0
Out of the investment universe (%)	11.37%	0
Credit rating	A	AA
Active share (%)	36.105%	0

Market Statistics

		Credit Spreads (bps)		Credit Spreads (bps)				Interest rates (%)		Bid-Ask Spreads (%)		
		AAA	AA A BBB	Covered	Financials	Industrials	Agencies	Utilities	10yr Swiss Govt rate	AAA-BBB	AAA-AAA-BBB	
Start Period	2024-06-28	40	64 84 103	56	90	80	60	96	0.6	0.71	0.74	0.6
End Period	2024-07-31	38	60 73 92	54	78	71	54	87	0.45	0.69	0.73	0.55
Delta		-2	-4 -11 -11	-2	-12	-9	-6	-9	-0.15	-0.02	-0.01	-0.05

Swiss Government Bond Curve (%)

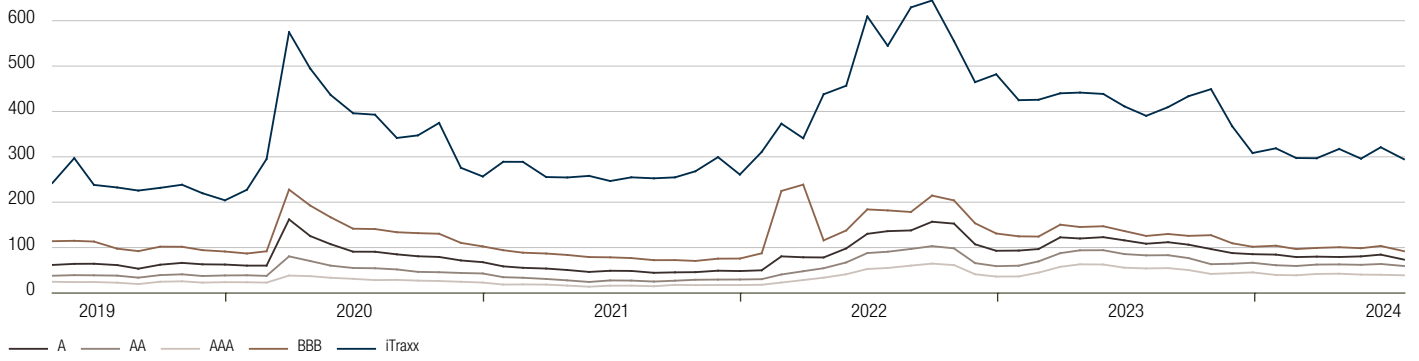
	31.07.2024	30.06.2024	31.12.2023
	2024	2024	2023
1 Year	0.81	0.85	1.16
2 Years	0.6	0.75	0.98
3 Years	0.55	0.67	0.86
4 Years	0.52	0.65	0.77
5 Years	0.49	0.63	0.72
6 Years	0.47	0.58	0.69
7 Years	0.45	0.53	0.68
8 Years	0.44	0.56	0.68
9 Years	0.41	0.53	0.66
10 Years	0.42	0.53	0.65
15 Years	0.4	0.54	0.63
20 Years	0.4	0.56	0.61
30 Years	0.36	0.52	0.5

Please read important information at the end of this document. Past performance is not a guarantee of future results.

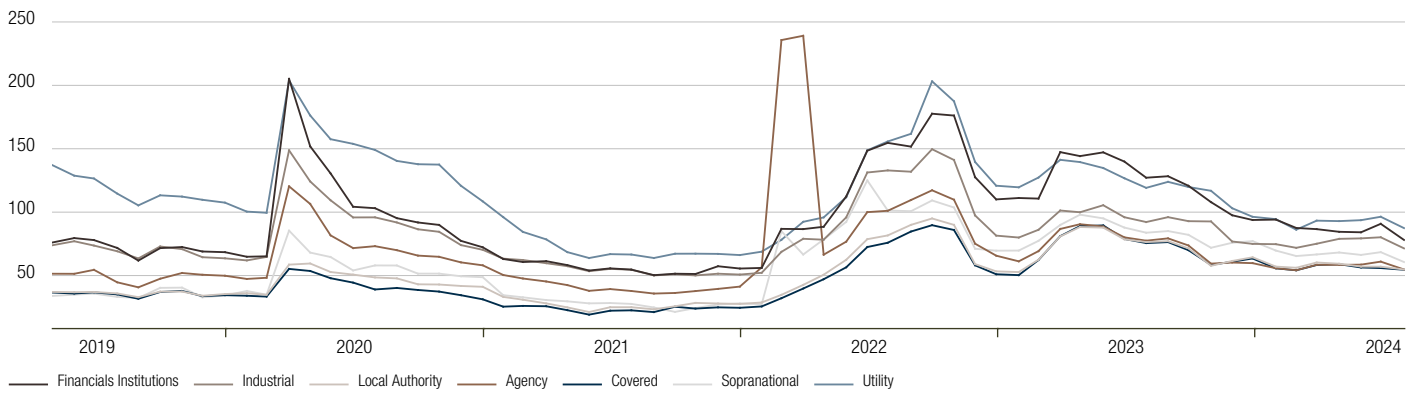
Any reference to a specific company or security does not constitute a recommendation to buy, sell, hold or directly invest in the company or securities. It should not be assumed that the recommendations made in the future will be profitable or will equal the performance of the securities discussed in this document.

For use of recipient only, do not forward. Monthly publication of Lombard Odier Investment Managers.

Credit Spreads vs Swiss Government Bonds - Ratings (bps)



Credit Spreads vs Swiss Government Bonds - Sectors (bps)



IMPORTANT INFORMATION

This document is a **Marketing Communication** relating to **Lombard Odier Funds (CH)** and its **Sub-Fund ("LO Funds (CH) - Swiss Franc Bond")** (altogether referred to as the "Fund"). This document is intended only for **Qualified and Professional Investors** in Switzerland where the Fund is registered for distribution, within the meaning of the Swiss Collective Investment Schemes Act (CISA) and is not intended for retail investors, nor for U.S. Persons as defined under Regulation S of the United States Securities Act of 1933, as amended.

This document is issued by **Lombard Odier Asset (Switzerland) S.A** (hereinafter the "Management Company"). The Management Company is authorised and regulated by the Swiss Financial Market Supervisory Authority FINMA (the "FINMA") and has its registered office at 6, av. des Morgines, 1213 Petit-Lancy, Geneva, Switzerland. The Management Company is clustered within the Lombard Odier Investment Management Division ("LOIM") of Lombard Odier Group. LOIM is a trade name. The LOIM entities support in the preparation of this document and LOIM is a trade name. The Fund is authorized and regulated by the FINMA as another Fund for traditional investments within the meaning of the Collective Investment Scheme Act of 23 June 2006, as amended.

This document is the property of LOIM, is provided for information purposes only and is addressed for the recipient exclusively for its personal use. It may not be reproduced (in whole or in part), transmitted, modified, or used for any other purpose without the prior written permission of LOIM. It is not intended for distribution, publication, or used for any other purpose without the prior written permission of LOIM.

The Fund will not be, nor will its shares be, registered for public offering in any jurisdiction. The contents of this document has not been reviewed by any regulatory authority in any jurisdictions and does not constitute an offer or a recommendation to subscribe for any securities or other financial instruments or products described herein.

It contains opinions of LOIM, as at the date of issue. These opinions and information contained herein in this document does not take into account all the specific circumstances of the addressee. Therefore, no representation is made that the investment strategies presented in this document are suitable or appropriate to the individual circumstances of any investors. Tax treatment depends on the individual circumstance of the investor and may be subject to change in the future. LOIM does not provide tax advice. Consequently, you must verify the above and all information provided in this document with the legal documents issued for the Fund or otherwise review it with your external tax advisors.

The information and analysis contained herein are based on sources believed to be reliable. While LOIM uses its best efforts to ensure that the content is created in good faith, with greatest care and with accuracy, it does not guarantee the timeliness, validity, reliability or completeness of the information contained in this document, neither does it warrant that the information is free from errors and omission not does it accept any liability for any loss or damage resulting from its use. All information and opinions as well as the prices indicated may change without notice. Particular contents of third parties are marked as such. LOIM assumes no liability for any indirect, incidental or consequential damages that are caused by or in connection with the use of such content.

The Source of the data has been mentioned wherever it was available. Unless otherwise stated, the data is prepared by LOIM.

An investment in the Fund is not suitable for all investors. The ownership of any investment decision(s) shall exclusively vest with the investor. Investment must be done after analysing all possible risk factors and by exercising of independent discretion. The investor must particularly ensure the suitability of an investment as regards with his/her financial situation, risk profile and investment objectives investing. **There can be no assurance that the Fund's investment objective will be achieved or that there will be a return on capital. Past or estimated performance is not necessarily indicative of future results and no assurance can be made that profits will be achieved, or that substantial losses will not be incurred.** The investor bears the risk of losses in connection with any investment. The information contained in this document does not constitute any form of advice on any investment or related consequences of making any particular investment decision in any particular investment decision in any Fund. Each investor shall make his/her own appraisal of risk, goals, liquidity, taxes and other financial merit of his/her investment decisions. Views, opinions and estimates may change without notice and are based on a number of assumptions which may or may not eventuate or prove to be accurate. The scenarios presented are an estimate of future performance based on evidence from the past on how the value of this investment varies, and/or current market conditions and are not an exact indicator. What you will get will vary depending on how the market performs and how long you keep the investment/product.

Investments are subject to a variety of risks. The investments mentioned in this document may carry risks that are difficult to quantify and integrate into an investment assessment. In general, products such as equities, bonds, forex, or money market instruments bear risks, which are higher in the case of derivative, structured, and private equity products; these are aimed solely at investors who are able to understand their nature and characteristics and to bear their associated risks. On request, LOIM will be pleased to provide investors with more detailed information concerning risks associated with given instruments. The liquidity of an investment is subject to supply and demand. Some products may not have a well-established secondary market or in extreme market conditions may be difficult to value, resulting in price volatility and making it difficult to obtain a price to dispose of the asset. Where the Fund is denominated in a currency other than an investor's base currency, changes in the rate of exchange may have an adverse effect on price and income. All performance figures reflect the reinvestment of interest and dividends and do not take account the commissions and costs incurred on the issue and redemption of shares/units; performance figures are estimated and unaudited. Net performance shows the performance net of fees and expenses for the relevant fund/share class over the reference period. This document does not contain personalised recommendations or advice and is not intended to substitute any professional advice on investment in financial products. Neither this marketing communication nor this document nor any part of it shall form the basis of, or be relied on in connection with, any contract to purchase or subscription to the Fund. Not all costs are listed in this document and the investor is recommended to refer to the Offering documents for more information.

Access to documents in country of registrations:

The PRIIPS/KIDs are available in one of the official languages of your country and a Prospectus is available in English and French. The PRIIPS/KIDs and the Prospectus together with the Articles of Incorporation and the last annual and semi-annual financial report are available on www.loim.com or can be requested free of charge at the registered office of the Fund or of the Management Company, from the

distributors of the Fund or from the local representatives as mentioned below. These Offering Documents are provided for information and illustration and is not a contractually binding document or an information required by any legislative provisions and is not sufficient to take an investment decision.

Please refer to the prospectus and the PRIIPS/KIDs before making any final investment decisions. Before making an investment in the Fund, an investor should read the entire Offering Documents, and in particular the risk factors pertaining to an investment in the Fund, consider carefully the suitability of such investment to his/her particular circumstances and, where necessary, obtain independent professional advice in respect of **risks**, as well as any **legal, regulatory, credit, tax, and accounting consequences**.

LOIM recognises that conflicts of interest may exist as a consequence of the distribution of the Fund issued or managed by entities within the Lombard Odier Group. LOIM has a Conflict of Interests policy to identify and manage such conflicts of interest and a copy of this policy is available on <https://am.lombardodier.com/home/asset-management-regulatory-disc.html>.

A summary of investor's rights relating to regarding complaints and litigation is available in English on <https://am.lombardodier.com/home/asset-management-regulatory-disc.html>.

Limitation on Sale: The shares issued for this Fund may only be publicly offered or sold in countries in which such a public offer or sale is permitted. Therefore, unless the Management Company or representatives of the Management Company have filed an application with the local supervisory authorities and permission has been granted by the local supervisory authorities, and as long as no such application has been filed or no such permission granted by the supervisory authorities, this Fund does not represent an offer to buy investment shares.

Not for US Person: The Fund has not been registered pursuant to the 1933 United States Securities Act. This document is not intended for any "U.S. Person" as defined in Regulation S of the Act, as amended or pursuant to the 1940 United States Investment Company Act as amended and will not be registered pursuant to the 1940 United States Investment Company Act as amended, or pursuant to other US federal laws. Therefore, the shares will not be publicly offered or sold in the United States. Neither this document nor any copy thereof may be sent, taken into, or distributed in the United States of America, any of its territories or possessions or areas subject to its jurisdiction, or to or for

the benefit of a United States Person For this purpose, the term "United States Person" shall mean any citizen, national or resident of the United States of America, partnership organized or existing in any state, territory or possession of the United States of America, a corporation organized under the laws of the United States or of any state, territory or possession thereof, or any estate or trust that is subject to United States Federal income tax regardless of the source of its income.

Important Information on Fund awards:

Morningstar: Morningstar Category: Morningstar assigns ratings based on comparisons of all funds within a specific Morningstar Category, rather than all funds in a broad asset class. The information contained herein is proprietary to Morningstar and/or its providers, may not be copied or distributed and is not warranted to be accurate, complete or timely. Neither Morningstar nor its content providers are not responsible for any damages or losses arising from any use of this information. For more information about the Morningstar Category:

https://www.morningstar.com/content/dam/marketing/shared/research/methodology/771945_Morningstar_Rating_for_Funds_Methodology.pdf and <http://www.morningstar.com>

Morningstar stars: The star rating is based on risk-adjusted performance. A fund must have a record of more than three years. Star ratings are graded on a curve: the top 10% of funds receive five stars, the next 22.5% receive four stars, the middle 35% receive three stars, the next 22.5% receive two stars and the bottom 10% get one star. A rating alone is an insufficient basis for an investment decision. A rating is drawn for illustration purposes only and is subject to change. It is not a recommendation to invest in the Fund. It does not predict future performance of the Fund. There is no guarantee that the investment objective of the Fund will be reached.

For details regarding the star rating method:

https://www.morningstar.com/content/dam/marketing/shared/research/methodology/771945_Morningstar_Rating_for_Funds_Methodology.pdf and www.morningstar.com. Morningstar is not responsible for any damages or losses arising from any use of this information.

Data Protection: You may be receiving this Communication because you have provided us your contact details. If this is the case, note that we may process your personal data for direct marketing purposes. For more information on Lombard Odier's data protection policy, please refer to www.lombardodier.com/privacy-policy.