
LO Funds

Fallen Angels Recovery

Newsletter

Global Fixed Income • Fixed Income

29 February 2024

FIXED INCOME MARKET OVERVIEW

February was another month of mixed performance in fixed income, with the pattern seen in the second half of January continuing as credit outperformed rates. This was driven by a repricing in rate expectations, as the timeframe for rate cuts was pushed back to H2, reducing the number of cuts expected in the process. Despite rates rising, this was largely inflation expectation driven rather than real rates, allowing spreads to tighten further in high yield and provide respite for total returns. Across sectors, EUR real estate was again the standout performer, but more focused within the IG rated names as January's rally in lower quality names fizzled out.

From a macro point of view, it was more of the same for the month. Inflation data remained on a downtrend in general, but disinflation to the 2% target remains some way off. In fact, certain measures, namely core services ex housing in the US, are showing tentative signs of reacceleration. Nevertheless, the path lower was always expected to be bumpy and it is important not to read too much into a single month reading and take a smoothed trend. For now, that still points towards continued disinflation, particularly in Europe, but the signs of reacceleration could threaten to derail the cuts penciled in for H2, so requires vigilance.

The growth picture continues to be divergent in a robust US versus a stuttering Eurozone. That said, some consumption focussed data prints such as retail sales and durable goods orders in the US did come out on the weaker side of expectations in a sign that perhaps the consumer is finally beginning to run out of steam. We continue to expect a reduction in consumer activity through the year, but provided it remains controlled risks of a wider recession and a breaking of the labour market will remain unlikely.

The continuation of trends ultimately led to central banks sticking to their ongoing narrative of cuts starting in the second half of the year. This is in line with the Fed's dot plot in December, and markets moving to price as many as 7 to 8 cuts for this year was excessive. Reiteration of this schedule by central bank speakers saw markets align cut pricing to the Fed's expectations of 3 cuts this year. Despite the weaker growth picture, a similar trajectory is priced for the ECB. We continue to see more space for ECB easing this year vs US counterparts, but reluctance

to move ahead of the Fed may well see the ECB wait longer than needed.

Despite the multitude of ongoing global conflicts and the escalation in January following US led drone strikes in Yemen, geopolitics largely took a back seat in February as tensions stalled. It would appear as though there is currently very little appetite for severe escalation by major players in these conflicts, which is likely to see them continue as a threat to sentiment, but the actual likelihood of a tail event remains well contained. How these issues interact with the multitude of elections is possibly a more important narrative for markets, so is an area we are monitoring.

With little change in the overall fixed income landscape, we remain comfortable in our view of remaining invested in a barbell of high-quality high yield to access carry complemented by duration to support provide support in the event of the growth outlook fading. Despite tight spreads, we still find the all-in yield proposition of high yield appealing enough within fixed income and against equities, so remain happy to maintain exposure.

PORTFOLIO ACTIVITY

There was one new addition to the Fallen Angel universe in February.

US-based New York Community Bancorp (NYCB), the parent of Flagstar Bank (FBC), is one of the largest regional banks in the US with USD116bn of assets. The bank operates in multi-family lending, mortgage origination & servicing and warehouse lending. In 2022, NYCB acquired several assets and liabilities from Signature Bank, bringing the overall bank above 100bn in balance sheet size. This triggered a regulatory change, and the bank is now subject to enhanced prudential standards, i.e. risk based and leverage based capital requirements along with liquidity standards and stress testing. In order to comply with these requirements the bank significantly cut the dividend from 17cts to 5cts (shares plunged by 40% on the day) and increased ACL (Allowance for Credit Losses) provisioning (from USD62m in Q3 to USD552m in Q4).

Please read important information at the end of this document. Past performance is not a guarantee of future results.

For use of recipient only, do not forward. Monthly publication of Lombard Odier Investment Managers.

Newsletter · LO Funds - Fallen Angels Recovery · Data as at 29 February 2024

Page 1/6

This led to a few rating changes and the subordinated bonds of FBC were cut to Ba2 Negative watch and entered the Fallen Angels index. Given the high uncertainty with regards to the situation as well as the poor liquidity of the bonds with a small issue size of just USD150m, we decided not to invest in the bonds. A few days later NYCB issued a statement to delay its 10-K reporting as they discovered “material weakness” in how it tracks loans. As a result and shortly after FBC entered the Fallen Angel index the bonds were downgraded a further four notches by Moody’s to B3 Negative Watch. We continue to avoid the bonds.

Troubled French infrastructure company Atos exited the index as its credit rating was cut to CCC by S&P on concerns around the company’s ability to refinance its debt. We believe Atos is likely to enter some form of restructuring arrangement and have been reducing our exposure since the summer (see previous newsletter).

Any reference to a specific company or security does not constitute a recommendation to buy, sell, hold or directly invest in the company or securities. It should not be assumed that the recommendations made in the future will be profitable or will equal the performance.

PERFORMANCE AND CHARACTERISTICS

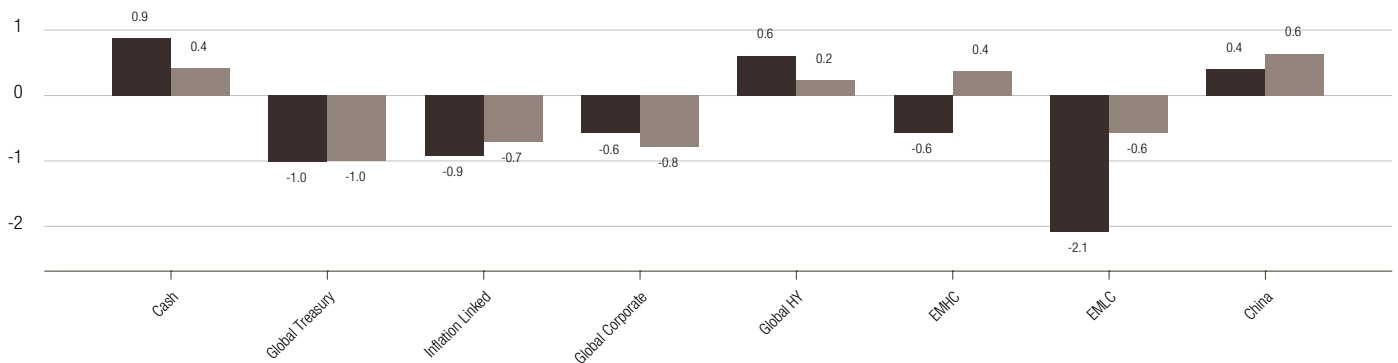
- The fallen angel strategy is a high quality high yield strategy with an average rating of BB+; some two notches better than the high yield index.

- The strategy materially out-performed the fallen angel index in February driven primarily by security selection within the TMT sector where our underweight to Atos and positions in Telecom Italia and Eutelsat contributed positively. However, this was not sufficient to offset the under-performance of the Fallen Angel index compared to the high yield index in the month.

- Year to date performance is a similar story where our active management and alpha generation has been sufficient to mitigate just over half of the performance difference between the two indices.

- Outlook: The strength of the recovery in real estate in December and particularly January was something of a surprise and we were not surprised to see some softness in the sector in February. However, we still expect this sector to provide a number of new Fallen Angels this year as higher interest rates continue to impact valuations and financial metrics. We also continue to expect the impact of higher interest rates & lower disposable incomes to impact adversely on companies’ credit quality, particularly those in the consumer cyclical sectors (automotive, leisure excluding cruises, airlines etc).

FIG 1. Performance of Fixed Income asset classes (Hedged in USD)



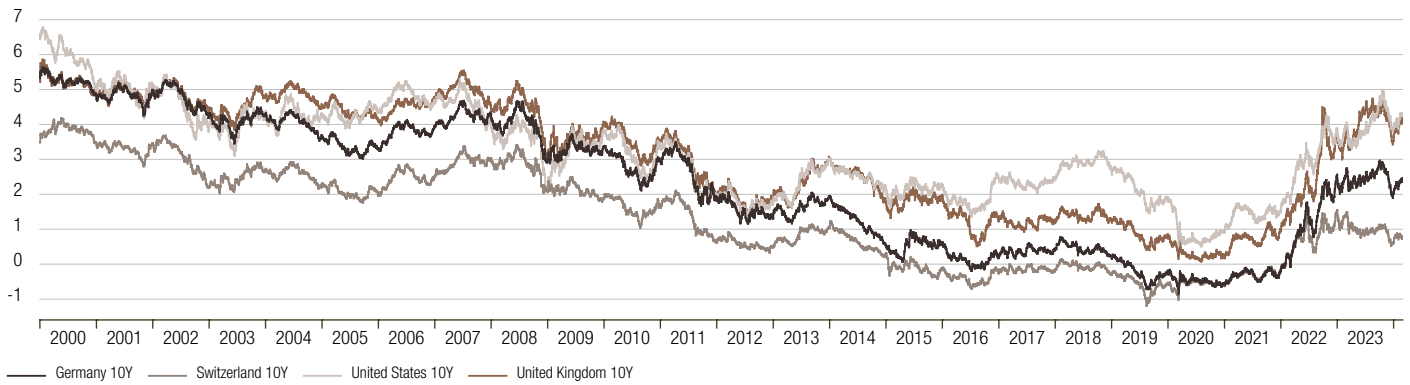
Source: LOIM, Bloomberg. For illustrative purpose only. Past performance is not a guarantee of future results.

Please read important information at the end of this document. Past performance is not a guarantee of future results.

For use of recipient only, do not forward. Monthly publication of Lombard Odier Investment Managers.

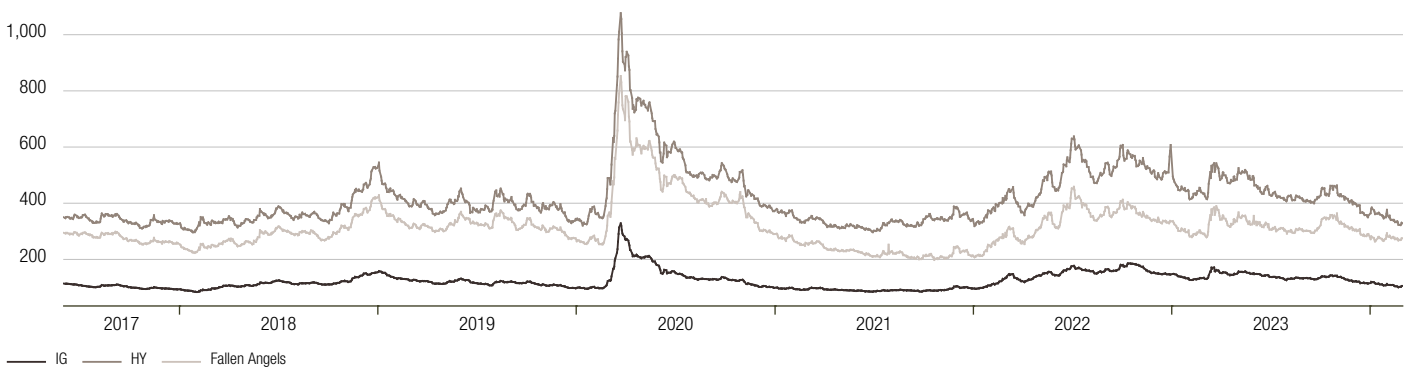
Newsletter · LO Funds - Fallen Angels Recovery · Data as at 29 February 2024

FIG 2. Historical 10 years treasury yields (%) - 2000-2024



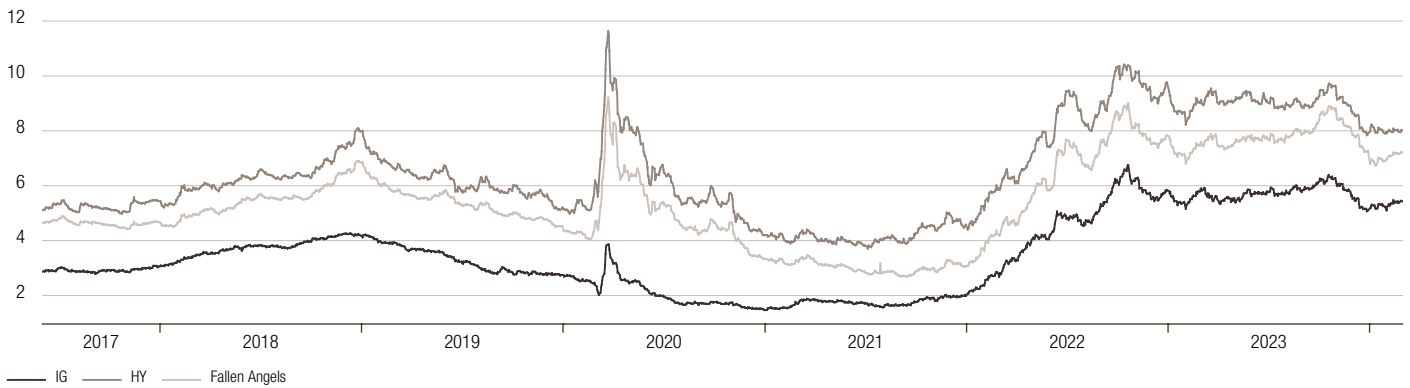
Source. LOIM, Bloomberg. For illustrative purpose only. Past performance is not a guarantee of future results.

FIG 3. Historical corporate spreads (bps)



Source. LOIM, Bloomberg. For illustrative purpose only. Past performance is not a guarantee of future results.

FIG 4. Historical corporate yields (hedged in USD)



Source. LOIM, Bloomberg. For illustrative purpose only. Past performance is not a guarantee of future results.

Please read important information at the end of this document. Past performance is not a guarantee of future results.

For use of recipient only, do not forward. Monthly publication of Lombard Odier Investment Managers.

Newsletter · LO Funds - Fallen Angels Recovery · Data as at 29 February 2024

FIG 5. FUND PERFORMANCE

29.2.2024	Inception date	MTD	YTD	ITD	AUM (mn CHF)
LOF Fallen Angels Recovery (USD Hdg) NA	30.11.2021	-0.11%	0.12%	0.68%	355
Bloomberg Global High Yield Corporate (USD Hdg)		0.35%	0.58%	1.47%	
Bloomberg Global Corporate ex EM Fallen Angels 3% (USD Hdg)		-0.32%	-0.58%	0.31%	
Relative performance (Global High Yield)		-0.46%	-0.47%	-0.79%	
Relative performance (Global Fallen Angels)		0.20%	0.70%	0.37%	

Source: LOIM. Note: Past performance is not a guarantee of future results. For further information please visit: <https://www.lombardodier.com/funds>.

FIG 6. Yield and duration

29.2.2024	Portfolio	High Yield Index	Fallen Angel Index
Characteristics			
Positions	285	2696	230
Issuers	126	1187	108
Coupon (%)	4.58	5.84	4.52
Yield to worst USD Hedged	6.77	7.86	7.19
Yield to worst CHF Hedged	2.92	4.01	3.34
Yield to worst EUR Hedged	5.17	6.26	5.59
Option adjusted spread (bps)	271	316	286
Duration (yr)	3.11	3.1	4.21
Average rating	BB+	BB-	BB+

Source: LOIM. Note: Past performance is not a guarantee of future results. For further information please visit: <https://www.lombardodier.com/funds>.

FIG 7. Sustainability metrics

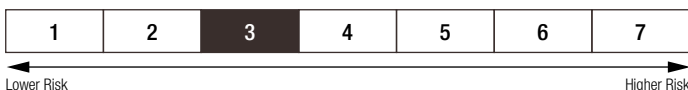
29.2.2024	Portfolio	High Yield Index	Fallen Angels Index
Sustainability metrics			
LO Portfolio Temperature Alignment [1]	2.6	3	2.7
Carbon Investment Ratio [2]	523	835	753
ESG Materiality Rating	B-	C-	C+

Source: LOIM. Note: Past performance is not a guarantee of future results. For further information please visit: <https://www.lombardodier.com/funds>.

[1] LOPTA refers to Lombard Odier Portfolio Temperature Alignment, our science-based proprietary framework that analyses portfolios' temperature pathways and alignment to the 2015 Paris Agreement.

[2] Carbon Investment Ratio is TeqCO2 per MUSD invested.

RISK AND REWARD PROFILE



The following risks may be materially relevant but may not always be adequately captured by the synthetic risk indicator and may cause additional loss:

Credit risk: A significant level of investment in debt securities or risky securities implies that the risk of, or actual, default may have a material impact on performance. The likelihood of this depends on the credit-worthiness of the issuers.

Liquidity risk: Where a significant level of investment is made in financial instruments that may under certain circumstances have a relatively low level of liquidity, there is a material risk that the fund will not be able to transact at advantageous times or prices. This could reduce the fund's returns.

Concentration risk: To the extent that the fund's investments are concentrated in a particular country, market, industry, sector or asset class, the fund may be susceptible to loss due to adverse occurrences affecting that country, market, industry, sector or asset class.

Before taking any investment decision, please read the latest version of the prospectus, the articles of incorporation, the Key Information Documents (KIDs) and the latest annual report and semi-annual report. Please pay attention to the Appendix B "Risk Factors Annex" of the prospectus.

Incorporation of extra-financial risks into the investment decision process may result in underweighting of profitable investments from the sub-fund's investment universe and may also lead the management of the sub-fund to underweight investments that will continue to perform. Sustainability risks may lead to a significant deterioration in the financial profile, profitability or reputation of an underlying investment and may therefore have a significant impact on its market price or liquidity.

The Fund has been classified as a financial product subject to Article 8 of Regulation (EU) 2019/2088 on sustainability-related disclosures in the financial sector (the "SFDR"). The Fund promotes, among other characteristics, environmental or social characteristics, or a combination of those characteristics, provided that the companies in which the investments are made follow good governance practices.

IMPORTANT INFORMATION

RISK AND REWARD PROFILE

SRI score: 3 (1 : Lower risk - potentially lower rewards; 7 : Higher risk - potentially higher rewards)

For professional investor use only.

This marketing document is issued by Lombard Odier Funds (Europe) S.A. a Luxembourg based public limited company (SA), having its registered office at 291, route d'Arlon, 1150 Luxembourg, authorised and regulated by the CSSF as a Management Company within the meaning of EU Directive 2009/65/EC, as amended; and within the meaning of the EU Directive 2011/61/EU on Alternative Investment Fund Managers (AIFMD). The purpose of the Management Company is the creation, promotion, administration, management and the marketing of Luxembourg and foreign UCITS, alternative investment funds ("AIFs") and other regulated funds, collective investment vehicles or other investment vehicles, as well as the offering of portfolio management and investment advisory services. Lombard Odier Investment Managers ("LOIM") is a trade name.

The Fund is authorised and regulated by the Luxembourg Supervisory Authority of the Financial Sector (CSSF) as a UCITS within the meaning of EU Directive 2009/65/EC, as amended. The management company of the Fund is Lombard Odier Funds (Europe) S.A. (hereinafter the "Management Company"), a Luxembourg based public limited company (Société Anonyme SA), having its registered office at 291, route d'Arlon, L-1150 Luxembourg, authorised and regulated by the CSSF as a Management Company within the meaning of EU Directive 2009/65/EC, as amended. The Fund is only registered for public offering in certain jurisdictions. The management company of the fund may decide to terminate the arrangements made for the marketing of the Fund. The articles of association, the prospectus, the Key Investor Information Document, and the subscription form are the only official offering documents of the Fund's shares (the "Offering Documents"). They are available on <http://www.loim.com> or can be requested free of charge at the registered office of the Fund or of the Management Company, from the distributors of the Fund or from the local representatives as mentioned below.

Austria. Supervisory Authority: Finanzmarktaufsicht (FMA),

Representative: Erste Bank der österreichischen Sparkassen AG, Am Belvedere 1, 1100 Vienna – **Belgium.** Financial services Provider:

CACEIS Belgium S.A., Avenue du Port 86C, b320, 1000 Brussels –

France. Supervisory Authority: Autorité des marchés financiers (AMF),

Representative: CACEIS Bank, place Valhubert 1-3, F-75013 Paris –

Germany. Supervisory Authority: Bundesanstalt für

Finanzdienstleistungsaufsicht (BaFin), Representative: DekaBank Deutsche Girozentrale, Mainzer Landstraße 16, D-60325 Frankfurt am Main –

Ireland. Supervisory Authority: Central Bank of Ireland (CBI),

Facilities Agent: CACEIS Ireland, One Custom House Plaza, International Financial Services Centre, Dublin 1, Ireland - **Italy.** Supervisory Authority:

Banca d'Italia (BOI)/ConSob, Paying Agents: Société Générale Securities Services S.p.A., Via Benigno Crespi, 19/A – MAC 2, 20159 Milano,

State Street Bank International GmbH – Succursale Italia, Via Ferrante

Aporti, 10, 20125 Milano, Banca Sella Holding S.p.A., Piazza Gaudenzio Sella, 1, 13900 Biella, Allfunds Bank S.A.U., Milan Branch, Via

Bocchetto 6, 20123 Milano, BNP Paribas Securities Services, With its

registered office in Paris, rue d'Antin, 3, and operating via its Milan

subsidiary at Piazza Lina Bo Bardi, 3, 20124 Milan – **Liechtenstein.**

Supervisory Authority: Finanzmarktaufsicht Liechtenstein ("FMA"),

Representative, LGT Bank AG Herrengasse 12, 9490 Vaduz –

Netherlands. Supervisory Authority: Autoriteit Financiële Markten (AFM).

Representative: Lombard Odier Funds (Europe) S.A. – Dutch Branch, Gustav Mahlerlaan, 1081 LA Amsterdam – **Spain.** Supervisory Authority:

Comisión Nacional del Mercado de Valores (CNMV), Representative:

Allfunds Bank, S.A.U. C/de los Padres Dominicos, 7, 28050, Madrid –

Sweden. Supervisory Authority: Finans Inspektionen (FI). Representative:

SKANDINAVISKA ENSKILDA BANKEN AB (publ), Kungsträdgårdsgatan,

SE-106 40 Stockholm – **Switzerland.** Supervisory Authority: FINMA

(Autorité fédérale de surveillance des marchés financiers),

Representative: Lombard Odier Asset Management (Switzerland) SA, 6

av. des Morgines, 1213 Petit-Lancy; Paying agent: Bank Lombard Odier

& Co Ltd, 11 rue de la Corraterie, CH-1204 Geneva. **UK.** Supervisory

Authority: Financial Conduct Authority (FCA), Representative: Lombard

Odier Asset Management (Europe) Limited, Queensberry House, 3 Old

Burlington Street, London W1S3AB.

A summary of investor rights is available on

<https://am.lombardodier.com/home/asset-management-regulatory-disc.html>.

Notice to residents of the United Kingdom: The Fund is a Recognised Scheme in the United Kingdom under the Financial Services & Markets Act 2000. Potential investors in the United Kingdom are advised that none of the protections afforded by the United Kingdom regulatory system will apply to an investment in LO Funds and that compensation will not generally be available under the Financial Services Compensation Scheme. This document does not itself constitute an offer to provide discretionary or non-discretionary investment management or advisory services, otherwise than pursuant to an agreement in compliance with applicable laws, rules and regulations.

Singapore: This marketing communication has been approved for use by Lombard Odier (Singapore) Ltd for the general information of accredited investors and other persons in accordance with the conditions specified in Sections 275 and 305 of the Securities and Futures Act (Chapter 289). Recipients in Singapore should contact Lombard Odier (Singapore) Ltd, an exempt financial adviser under the Financial Advisers Act (Chapter 110) and a merchant bank regulated and supervised by the Monetary Authority of Singapore, in respect of any matters arising from, or in connection with this marketing communication. The recipients of this marketing communication represent and warrant that they are accredited investors and other persons as defined in the Securities and Futures Act (Chapter 289). This advertisement has not been reviewed by the Monetary Authority of Singapore.

Hong Kong: This marketing communication has been approved for use by Lombard Odier (Hong Kong) Limited, a licensed entity regulated and supervised by the Securities and Futures Commission in Hong Kong for the general information of professional investors and other persons in accordance with the Securities and Futures Ordinance (Chapter 571) of the laws of Hong Kong.

An investment in the Fund is not suitable for all investors. There can be no assurance that the Fund's investment objective will be achieved or that there will be a return on capital. Past or estimated performance is not necessarily indicative of future results and no assurance can be made that profits will be achieved or that substantial losses will not be incurred. Where the fund is denominated in a currency other than an investor's base currency, changes in the rate of exchange may have an adverse effect on price and income. All performance figures reflect the reinvestment of interest and dividends and do not take account the commissions and costs incurred on the issue and redemption of shares/units; performance figures are estimated and unaudited. Net performance shows the performance net of fees and expenses for the relevant fund/share class over the reference period.

This document does not contain personalised recommendations or advice and is not intended to substitute any professional advice on investment in financial products. Before making an investment in the Fund, an investor should read the entire Offering Documents, and in particular the risk factors pertaining to an investment in the Fund, consider carefully the suitability of such investment to his/her particular circumstances and, where necessary, obtain independent professional advice in respect of risks, as well as any legal, regulatory, credit, tax, and accounting consequences. This document is the property of LOIM and is addressed to its recipient exclusively for their personal use. It may not be reproduced (in whole or in part), transmitted, modified, or used for any other purpose without the prior written permission of LOIM. It is not intended for distribution, publication, or use in any jurisdiction where such distribution, publication, or use would be unlawful. This document contains the opinions of LOIM, as at the date of issue. The information and analysis contained herein are based on sources believed to be reliable. However, LOIM does not guarantee the timeliness, accuracy, or completeness of the information contained in this document, nor does it accept any liability for any loss or damage resulting from its use. All information and opinions as well as the prices indicated may change without notice. Neither this document nor any copy thereof may be sent, taken into, or distributed in the United States of America, any of its territories or possessions or areas subject to its jurisdiction, or to or for the benefit of a United States Person. For this purpose, the term "United States Person" shall mean any citizen, national or resident of the United States of America, partnership organised or existing in any state, territory or possession of the United States of America, a corporation organised under the laws of the United States or of any state, territory or possession thereof, or any estate or trust that is subject to United States Federal income tax regardless of the source of its income.

Important information on performance: Past performance is not a guarantee of future results. Where the fund is denominated in a currency other than an investor's base currency, changes in the rate of exchange may have an adverse effect on price and income. All performance figures reflect the reinvestment of interest and dividends and do not take account the commissions and costs incurred on the issue and redemption of shares/units; performance figures are estimated and unaudited. Net performance shows the performance net of fees and expenses for the relevant fund/share class over the reference period. Source of the figures: Unless otherwise stated, figures

are prepared by LOIM.

Important information on benchmarks: Any benchmarks/indices cited herein are provided for information purposes only. No benchmark/index is directly comparable to the investment objectives, strategy or universe of a fund. The performance of a benchmark shall not be indicative of past or future performance of any fund. It should not be assumed that the relevant fund will invest in any specific securities that comprise any index, nor should it be understood to mean that there is a correlation between such fund's returns and any index returns.

Important information on target performance/risk: Target performance/risk represents a portfolio construction goal. It does not represent past performance/risk and may not be representative of actual future performance/risk.

Important information on portfolio composition: The portfolio information provided in this document is for illustrative purposes only and does not purport to be a recommendation of an investment in, or a comprehensive statement of all of the factors or considerations which may be relevant to an investment in, the referenced securities. They illustrate the investment process undertaken by the manager in respect of a certain type of investment, but may not be representative of the Fund's past or future portfolio of investments as a whole and it should be understood that they will not of themselves be sufficient to give a clear and balanced view of the investment process undertaken by the manager or of the composition of the investment portfolio of the Fund. As the case may be, further information regarding the calculation methodology and the contribution of each holding in the representative account to the overall account's performance can be obtained by the Fund or the Management Company.

Although certain information has been obtained from public sources believed to be reliable, without independent verification, we cannot guarantee its accuracy or the completeness of all information available from public sources.

No part of this material may be (i) copied, photocopied or duplicated in any form, by any means, or (ii) distributed to any person that is not an employee, officer, director, or authorised agent of the recipient, without Lombard Odier Funds (Europe) S.A. prior consent. In Luxembourg, this material is a marketing material and has been approved by Lombard Odier Funds (Europe) S.A. which is authorised and regulated by the CSSF.

©2024 Lombard Odier Investment Managers. All rights reserved.