

Past Performance

This document provides you with information on past performance.

Past performance is not a reliable indicator of future performance. Markets could develop very differently in the future. It can help you to assess how the fund has been managed in the past and compare it to its benchmark.

Migros Bank (CH) Fonds – 45, a subfund of the Migros Bank (CH) Fonds, unit class V

ISIN CH0023406561

The Swiss Financial Market Supervisory Authority FINMA is responsible for the oversight of UBS Fund Management (Switzerland) AG, Basel in relation to this key investor information.

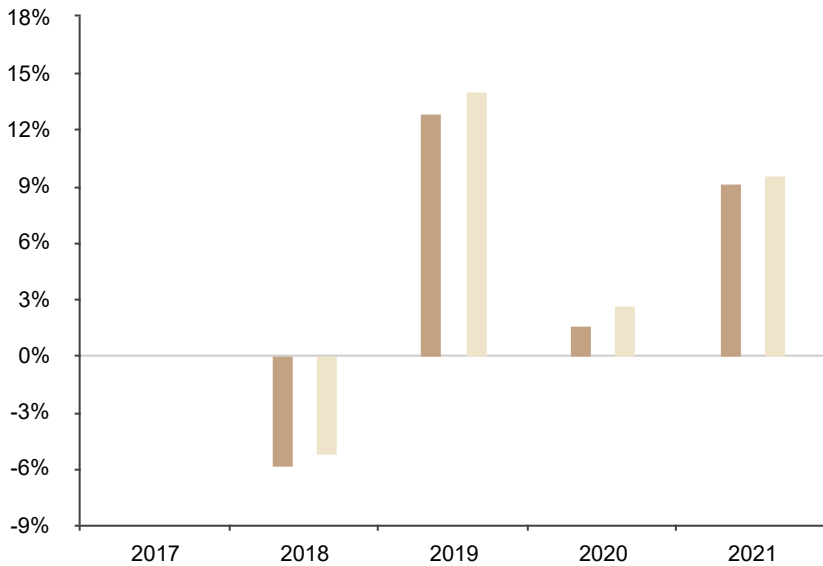
This key information document for packaged retail and insurance-based investment products (PRIIP) is authorized in Switzerland.

UBS Fund Management (Switzerland) AG is authorized in Switzerland and regulated by the Swiss Financial Market Supervisory Authority FINMA.

This document was published on 2023-01-01.

Past Performance

This chart shows the fund's performance as the percentage loss or gain per year over the last 4 years against its benchmark.



The chart shows how much the Fund increased or decreased in value as a percentage in each year, net of charges (excluding entry charge), and net of tax.

Performance in the past is not a reliable indicator of future results.

The chart shows the class's investment returns calculated as percentage year-end over year-end change of the class net asset value. In general any past performance takes account of all ongoing charges, but not the entry charge.



The unit class launched on 30.06.2017.

The unit class launched on 30.06.2017.

CH0023406561

Historical performance was calculated in CHF.

* Index - {benchmark}

		2017	2018	2019	2020	2021
	Fund		-5.8	12.9	1.7	9.2
	Index *		-5.2	14.1	2.7	9.6