

# Past Performance

This document provides you with information on past performance.

Past performance is not a reliable indicator of future performance. Markets could develop very differently in the future. It can help you to assess how the fund has been managed in the past and compare it to its benchmark.

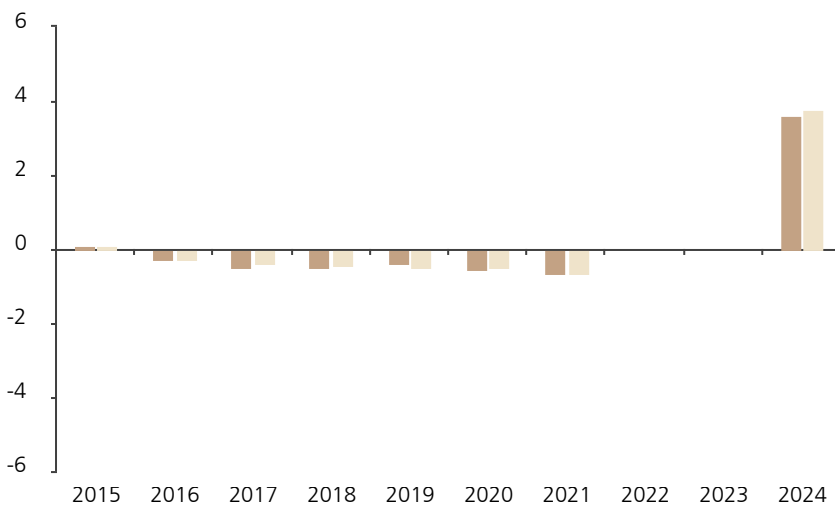
UBS (Lux) Money Market Fund - EUR, unit class K-1-acc, EUR

ISIN LU0395205759

This document was published on 14 February 2025.

## Past Performance

This chart shows the fund's performance as the percentage loss or gain per year over the last 10 years against its benchmark.



The chart shows how much the Fund increased or decreased in value as a percentage in each year, net of charges (excluding entry charge), and net of tax.



**Performance in the past is not a reliable indicator of future results.**

The chart shows the class's investment returns calculated as percentage year-end over year-end change of the class net asset value. In general any past performance takes account of all ongoing charges, but not the entry charge.

The Sub-Fund was launched in 1989. The Class was launched in 2008.

The share class was not always active between 2022 and 2023 and sufficient historic data is not available for any meaningful statement on prior performance.

\* Index - FTSE EUR 3M Eurodeposits

	2015	2016	2017	2018	2019	2020	2021	2022	2023	2024
 Fund	0.0	-0.3	-0.5	-0.5	-0.4	-0.5	-0.6	-	-	3.6
 Index *	0.0	-0.2	-0.4	-0.5	-0.5	-0.5	-0.6	-	-	3.8

Powered by data from FE fundinfo