

Past Performance

This document provides you with information on past performance.

Past performance is not a reliable indicator of future performance. Markets could develop very differently in the future. It can help you to assess how the fund has been managed in the past and compare it to its benchmark.

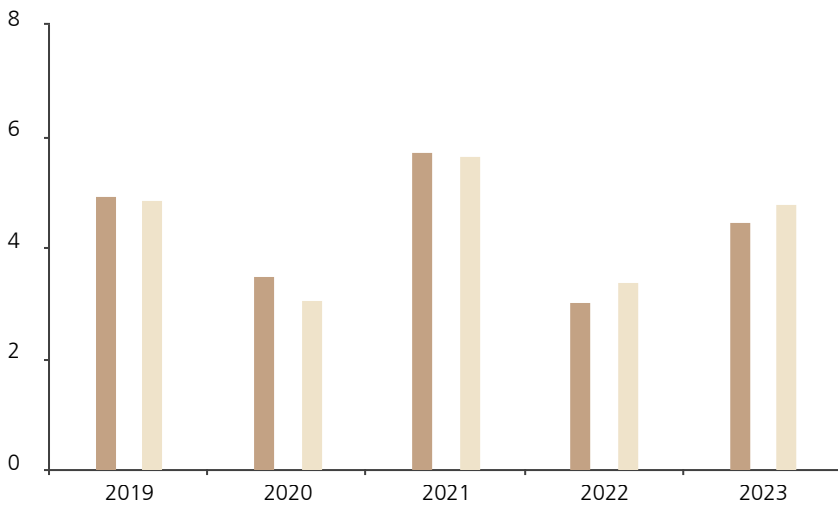
UBS (Lux) Bond SICAV - China Fixed Income (RMB), unit class U-X-UKdist-mdist, CNY

ISIN LU1839734446

This document was published on 18 November 2024.

Past Performance

This chart shows the fund's performance as the percentage loss or gain per year over the last 5 years against its benchmark.



The chart shows how much the Fund increased or decreased in value as a percentage in each year, net of charges (excluding entry charge), and net of tax.



Performance in the past is not a reliable indicator of future results.

The chart shows the class's investment returns calculated as percentage year-end over year-end change of the class net asset value. In general any past performance takes account of all ongoing charges, but not the entry charge.

The unit class launched on 10.07.2018.

* Index - Bloomberg China Aggregate Index in CNY

Powered by data from FE fundinfo

	2019	2020	2021	2022	2023
 Fund	4.9	3.5	5.7	3.0	4.5
 Index *	4.9	3.1	5.7	3.4	4.8