

Past Performance

This document provides you with information on past performance.

Past performance is not a reliable indicator of future performance. Markets could develop very differently in the future. It can help you to assess how the fund has been managed in the past and compare it to its benchmark.

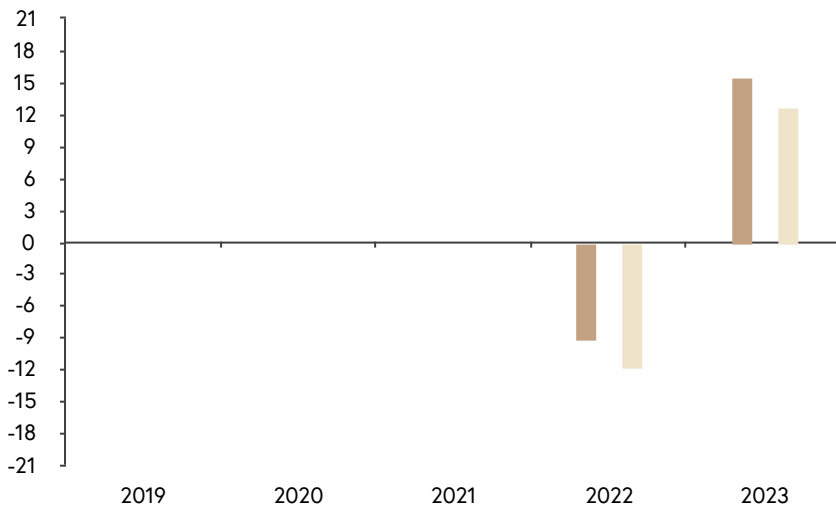
Colchester Emerging Local Currency Bond FCP (the "Fund"), class IP

ISIN CH1111428632

This document was published on 25 March 2024.

Past Performance

This chart shows the fund's performance as the percentage loss or gain per year over the last 2 years against its benchmark.





The chart shows how much the Fund increased or decreased in value as a percentage in each year, net of charges (excluding entry charge), and net of tax.

Past results are no guarantee of future performance.

The chart shows the fund's investment returns calculated as a percentage change in the fund's net asset value from the end of one year to the end of the next. In general, the calculation of past performance includes all charges except the entry charge. If the fund is managed against a benchmark, then its return is shown also.

The unit class was issued on 18.08.2021.

* Index - Benchmark: J.P.Morgan GBI-EM Global Diversified Index

	2019	2020	2021	2022	2023
 Fund				-9.2	15.5
 Index *				-11.7	12.7