

Factsheet

Bellevue Funds (Lux) | Share class AI2 USD

Investment Company with Variable Capital (SICAV) according to Luxembourg Laws – UCITS
Marketing document - For professional investors: AT, CH, DE, ES, GB, IT, LU, HK, SG (res)

Investment focus

The fund's aim is to achieve capital growth in the long term, is actively managed and invests in healthcare stocks of companies that have their registered office or carry out the majority of their economic activity in the healthcare markets of the Asia-Pacific region. Its investment universe consists of generics producers, pharma and biotechnology companies, medical technology and services firms. Experienced sector specialists focus on profitable companies that have a well-established product portfolio. Investments are made based on fundamental research analysis. Stock selection is exclusively bottom up, independent of benchmark weightings. The fund takes ESG factors into consideration while implementing the aforementioned investment objectives.

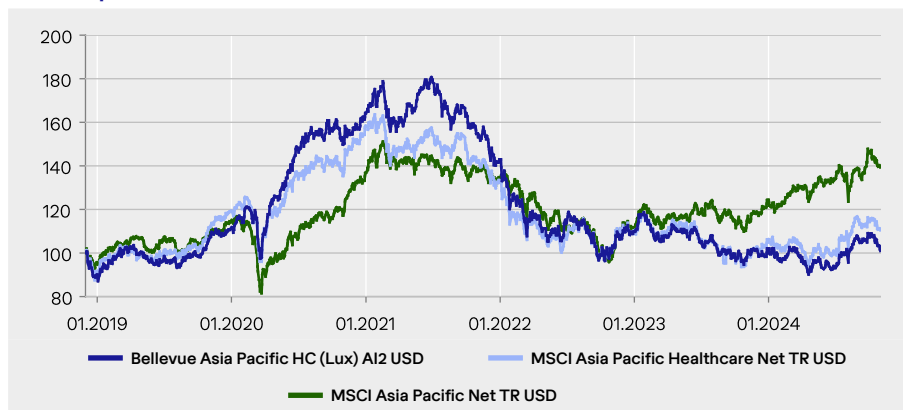
Fund facts

NAV	112.60
Volume	USD 133.6 mn
NAV-calculation	Daily "Forward Pricing"
Cut off time	09:00 CET
Distribution policy	Distributing
Investment manager	Bellevue Asset Management AG
Custodian	CACEIS BANK, LUXEMBOURG BRANCH
Launch date	30.11.2018
Fiscal year end	30.06
Benchmark	MSCI Asia Pacific Healthcare Net TR
ISIN code	LU1916264515
Valor	45071560
Bloomberg	BEAPA2U LX
WKN	A2N92Q
Management fee	0.90%
Performance fee	none
Subscription fee	up to 5%
Min. investment	USD 5.0 mn
Legal entity	Luxembourg UCITS V SICAV
Countries of distribution	AT, CH, DE, ES, GB, HK, IT, LU, SG
EU SFDR 2019/2088	Article 8

Key figures

Beta	0.86
Correlation	0.84
Volatility	18.0%
Tracking Error	9.99
Active Share	46.28
Sharpe Ratio	-0.90
Information Ratio	-0.62
Jensen's Alpha	-7.23

Indexed performance since launch



Cumulative & annualised performance

Cumulative

	1M	YTD	1Y	3Y	5Y	10Y	ITD
AI2 USD	-6.4%	-1.0%	4.6%	-34.8%	-5.0%	n.a.	1.0%
BM	-4.1%	3.9%	17.0%	-22.1%	-1.1%	n.a.	10.4%
MSCI AP	-4.6%	12.0%	26.3%	1.4%	27.9%	n.a.	39.3%

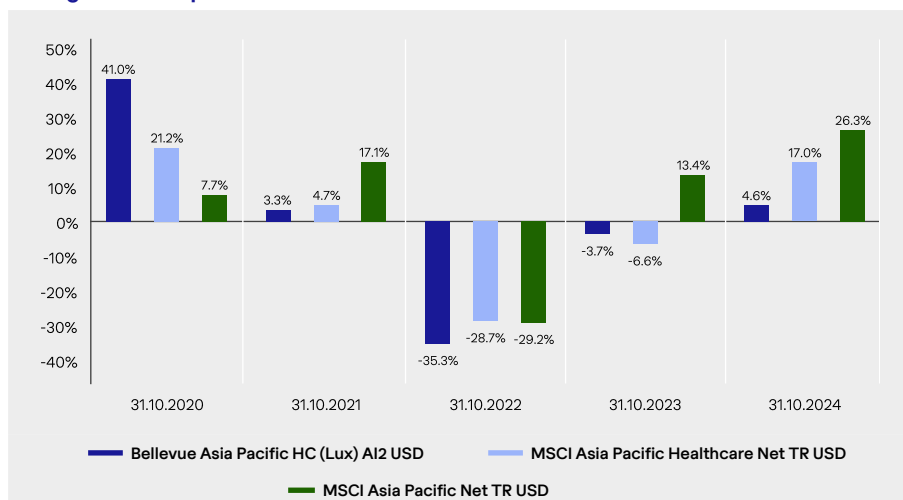
Annualised

	1Y	3Y	5Y	10Y	ITD
AI2 USD	4.6%	-13.3%	-1.0%	n.a.	0.2%
BM	17.0%	-8.0%	-0.2%	n.a.	1.7%
MSCI AP	26.3%	0.5%	5.0%	n.a.	5.8%

Annual performance

	2019	2020	2021	2022	2023	YTD
AI2 USD	23.6%	47.5%	-12.9%	-23.2%	-7.1%	-1.0%
BM	30.1%	33.0%	-16.2%	-17.3%	-3.6%	3.9%
MSCI AP	19.4%	19.7%	-1.9%	-17.2%	11.4%	12.0%











Rolling 12-month-performance










Source: Bellevue Asset Management, 31.10.2024; all figures in USD %, total return / BVI-methodology

Past performance is not a reliable indicator of future results and can be misleading. As the fund is denominated in a currency that may differ than an investor's base currency, changes in the rate of exchange may have an adverse effect on prices and incomes. Performance is shown net of fees and expenses for the relevant share class over the reference period. All performance figures reflect the reinvestment of dividends and do not take into account the commissions and costs incurred on the issue and redemption of shares, if any. Individual costs are not taken into account and would have a negative impact on the performance. With an investment amount of USD 1,000 over an investment period of five years, the investment result in the first year would be reduced by the front-end load of up to USD 50 (5%) as well as by additional individual custody charges. In subsequent years, the investment result would also be reduced by the individual custody account costs incurred. The reference benchmark of this class is used for performance comparison purposes only (dividend reinvested). The funds is actively managed. No benchmark is directly identical to a fund, thus the performance of a benchmark is not a reliable indicator of future performance of the fund to which it is compared. There can be no assurance that a return will be achieved or that a substantial loss of capital will not be incurred.










Top 10 positions

Daiichi Sankyo		8.0%
Hoya		6.1%
CSL		5.6%
Otsuka		4.8%
Olympus		4.7%
Akeso		4.5%
Legend Biotech		4.4%
Samsung Biologics		4.4%
Beigene		4.2%
Innovent Biologics		3.9%
Total top 10 positions		50.7%
Total positions		38







Sector breakdown

Biotechnology		29.9%
Pharma		21.8%
Medtech		17.3%
Services		13.3%
Generics/Spec.Pharma		12.6%
Other		0.4%
Cash		4.6%

Geographic breakdown

Japan		39.6%
China		27.5%
South Korea		11.8%
Australia		6.4%
Thailand		4.5%
India		3.5%
United States		1.2%
Other		1.0%
Cash		4.6%

Market cap breakdown

1 - 2 bn		1.8%
2 - 5 bn		3.9%
5 - 15 bn		34.7%
15 - 20 bn		0.5%
>20 bn		54.5%
Others		4.6%

Market review

The MSCI World Index shed about 2% of its value in USD during the month under review. The negative return can largely be blamed on the cautious management guidance given by index heavyweights Microsoft and Meta Platforms. Investors also hugged the sidelines as the toss-up race for the White House entered its final days. Health stocks were again somewhat weaker than the overall market. The MSCI World Healthcare Index closed about 5% lower month-on-month. Weak earnings announcements from healthcare insurers and a poor quarterly result from Eli Lilly dragged the entire sector down. Eli Lilly reported lower-than-expected sales because of heavy wholesaler stockpiling of its GLP-1 drugs during the preceding quarter. Demand for its weight-loss shots was still very high, though. Equities in the Asia-Pacific region underperformed the MSCI World, ending the month about 4% lower. Emerging-market healthcare stocks could not escape the downward pressure. After a very strong performance in September, Chinese stocks in particular were hit by profit-taking.

The Chinese biotech company Innovent was in the headlines towards the end of the month. It announced that its founder and chairman, together with another company manager, had acquired a stake of approximately 20% in Fortvita. All of Innovent's foreign business operations are consolidated at Fortvita. The disclosed value of the transaction was said to be just over USD 20 mn. This news triggered considerable concern about Innovent's corporate governance practices within the international investment community. Investors also questioned the valuation of the subsidiary. Innovent shares plunged about 20% within the space of two days. Innovent's board convened during the first weekend of November and then announced on November 4 that the transaction was being called off. It also announced excellent sales figures for the third quarter. Sales were up 40% year-on-year, driven by a booming domestic market. Innovent shares recovered somewhat on this news.

Japanese pharma company Otsuka published excellent quarterly results. Sales rose by 17% year-on-year, while operating profit surged 43%, lifting the operating profit margin from 18.1% to 23.9%. A diversified product portfolio is Otsuka's strongest point. The latest quarterly results were fueled for example by drugs used to treat central nervous system disorders, renal disease and cancer.

Shareholdings of Legend Biotech, SK Biopharma, Hoya and Summit Therapeutics were increased during the past month. Positions in Chugai, Samsung Biologics, Takeda, Celltrion and Astellas were reduced and Cipla and Sinopharm were removed from the portfolio.

Positioning & outlook


Asia is the most dynamic growth region in the world and it accounts for more than half of the world's population. Asian emerging markets are forecast to account for more than 50% of global GDP by 2050. As household incomes rise, the economic growth model of Asian countries will shift from manufacturing to the services sector. A growing middle class fuels demand for modern medicine. Healthcare ranks increasingly high on their wish list. Billions are being invested in infrastructure, technology and research to modernize the healthcare systems in emerging market countries. This is giving a greater swath of the population access to better healthcare. Meanwhile, rapid population aging is also stoking demand for healthcare. In 30 years there will be 400 to 500 mn people over 60 in China alone, and they will have a growing need for modern health services and medicines.

Japan, which has been referred to as "the world's demographic laboratory", has championed cutting-edge innovation for decades. The Land of the Rising Sun boasts technology leadership in numerous fields, ranging from therapeutic antibody technology, immunotherapy and robotics to digitalization, diagnostics and medical imaging systems. The fund offers defensive access to Asian emerging markets as well as exciting investment opportunities in technology leaders throughout the entire region. It invests in the entire healthcare system value chain, from generic drug producers and biotechnology companies to medical device manufacturers and digital health specialists.

Source: Bellevue Asset Management, 31.10.2024;
For illustrative purposes only. Holdings and allocations are subject to change. Any reference to a specific company or security does not constitute a recommendation to buy, sell, hold or directly invest in the company or securities. Where the fund is denominated in a currency other than an investor's base currency, changes in the rate of exchange may have an adverse effect on price and income.

Risk and return profile acc. to SRI

The Fund’s objective is to generate an attractive return over a long-term horizon. It is therefore particularly suited to investors with an investment horizon of at least 5 years who want to diversify their portfolio with selective exposure to the healthcare sector in Asia and who are willing to accept the risks typically associated with stocks in this sector.



We have classified this product as risk class 4 on a scale of 1 to 7, where 4 corresponds to a medium risk class. The risk of potential losses from future performance is classified as medium. In the event of very adverse market conditions, it is possible that the ability to execute your redemption request may be impaired. The calculation of the risk and earnings profile is based on simulated/historical data, which cannot be used as a reliable indication of the future risk profile. The classification of the fund may change in future and does not constitute a guarantee. Even a fund classed in category 1 does not constitute a completely risk-free investment. There can be no guarantee that a return will be achieved or that a substantial loss of capital will not be incurred. The overall risk exposure may have a strong impact on any return achieved by the fund or subfund. For further information please refer to the fund prospectus or PRIIP-KID.

Liquidity risk

The fund may invest some of its assets in financial instruments that may in certain circumstances reach a relatively low level of liquidity, which can have an impact on the fund’s liquidity.

Risk arising from the use of derivatives

The fund may conclude derivatives transactions. This increases opportunities, but also involves an increased risk of loss.

Currency risks

The fund may invest in assets denominated in a foreign currency. Changes in the rate of exchange may have an adverse effect on prices and incomes.

Operational risks and custody risks

The fund is subject to risks due to operational or human errors, which can arise at the investment company, the custodian bank, a custodian or other third parties.

Benefits

- Access to defensive growth – Asia’s emerging countries are facing aging populations and changing lifestyles.
- An interesting combination of investments in Asian emerging markets and Japanese cutting-edge technology.
- Broad spread across different sectors and company sizes in the Asia-Pacific healthcare industry.
- Attractive valuations compared with the projected medium to long-term growth.
- Bellevue Healthcare Team – top-performing pioneer in the management of healthcare portfolios in emerging markets.

Inherent risks

- The fund actively invests in equities. Equities are subject to price fluctuations and so are also exposed to the risk of price losses.
- Investing in emerging markets entails the additional risk of political and social instability.
- The fund invests in foreign currencies, which means a corresponding degree of currency risk against the reference currency.
- The fund may invest in China A equities. This entails the risk of supervisory changes, volume caps and operating restrictions which may lead to a higher counterparty risk.
- The fund may invest a proportion of its assets in financial instruments that might under certain circumstances have a relatively low level of liquidity, which can in turn affect the fund’s liquidity.

You can find a detailed presentation of the risks faced by this fund in the “Special Investment Risks” section of the sales prospectus.

Management Team



Oliver Kubli, CFA
Lead Portfolio Manager since inception of the fund



Remo Krauer, CIIA
Portfolio Manager

Sustainability Profile – ESG

EU SFDR 2019/2088 product category: Article 8

Exclusions:	ESG Risk Analysis:	Stewardship:
Compliance UNGC, HR, ILO <input checked="" type="checkbox"/>	ESG-Integration <input checked="" type="checkbox"/>	Engagement <input checked="" type="checkbox"/>
Norms-based exclusions <input checked="" type="checkbox"/>		Proxy Voting <input checked="" type="checkbox"/>
Controversial weapons <input checked="" type="checkbox"/>		

Key Figures:

CO ₂ -intensity (t CO ₂ /mn USD sales):	47.5 (Low)	Coverage:	95%
MSCI ESG Rating (AAA - CCC):	A	Coverage:	95%

Based on portfolio data as per 31.10.2024; – ESG data base on MSCI ESG Research and are for information purposes only; compliance with global norms according to the principles of UN Global Compact (UNGC), UN Guiding Principles for Business and Human Rights (HR) and standards of International Labor Organisation (ILO); no involvement in controversial weapons; norms-based exclusions based on annual revenue thresholds; ESG Integration: Sustainability risks are considered while performing stock research and portfolio construction; Stewardship: Engagement in an active and constructive dialogue with company representatives on ESG aspects as well as exercising voting rights at general meetings of shareholders. MSCI ESG Rating ranges from "leaders" (AAA-AA), "average" (A, BBB, BB) to "laggards" (B, CCC). The CO₂-intensity expresses MSCI ESG Research’s estimate of GHG emissions measured in tons of CO₂ per USD 1 million sales. The decision to invest in the promoted fund should take into account all the characteristics or objectives of the promoted fund as described in the prospectus. For further information c.f. www.bellevue.ch/sustainability-at-portfolio-level.

Important information

This marketing communication relates to Bellevue Funds (Lux) (hereinafter the “Fund”), an investment company with variable capital “société à capital variable” (SICAV) under the current version of the Law of the Grand Duchy of Luxembourg of 10 August 1915 on commercial companies (“Law of 1915”) and is authorized under Part I of the Law of 17 December 2010 relating to undertakings for collective investment (“Law of 2010”) as an undertaking for collective investment (UCITS). Bellevue Asia Pacific Healthcare is a subfund of Bellevue Funds (Lux).

This marketing communication is issued by Bellevue Asset Management AG, which is an authorized asset manager subject to the supervision of the Swiss Financial Market Supervisory Authority (FINMA) and acts as an Investment Manager of the Fund. The Prospectus, statutes, the annual and half-yearly report, the share prices as well as the Key Information Document (PRIIP-KID) and further information about the Fund can be obtained free of charge in English and German from the management company of the Fund, Bellevue Asset Management AG, Seestrasse 16, CH-8700 Küsnacht, from the representative, paying, facilities and information agents mentioned below or online at www.bellevue.ch. The Key Information Document (PRIIP-KID) is available free of charge in the languages of the countries of distribution www.fundinfo.com.

This document is neither directed to, nor intended for distribution or use by, any person or entity who is a citizen or resident of any locality, state, country or jurisdiction where such distribution, publication, availability or use would be contrary to law or regulation. It is particularly not intended for US persons, as defined under Regulation S of the U.S. Securities Act of 1933, as amended. The information and data presented in this document are not to be considered as an offer to buy, sell or subscribe to any securities or financial instruments. The information, opinions and estimates contained in this document reflect a judgment at the original date of release and are subject to change without notice. This information pays no regard to the specific or future investment objectives, financial or tax situation or particular needs of any specific recipient and in particular tax treatment depends on individual circumstances and may be subject to change. This document is not to be relied upon in substitution for the exercise of independent judgment. Before making any investment decision, investors are recommended to ascertain if this investment is suitable for them in the light of their financial knowledge and experience, investment goals and financial situation, or to obtain specific advice from an industry professional. The details and opinions contained in this document are not to be considered as recommendation or investment advice. Every investment involves risk, especially with regard to fluctuations in value and return, and investors' capital may be at risk. If the currency of a financial product is different from your reference currency, the return can increase or decrease as a result of currency fluctuations. Past performance is no indicator for the current or future performance. The performance data are calculated without taking account of commissions and costs that result from subscriptions and redemptions. Commissions and costs have a negative impact on performance. For more information about the associated costs, please refer to the related costs and fees section of the prospectus. Any benchmarks/indices cited herein are provided for information purposes only. No benchmark/index is directly comparable to the investment objectives, strategy or universe of the subfund. The performance of a benchmark shall not be indicative of past or future performance of the subfund. Financial transactions should only be undertaken after having carefully studied the current valid prospectus and are only valid on the basis of the latest version of the prospectus and available annual and half-yearly reports. Please take note of the risk factors.

Countries of distribution and local representatives

The Bellevue Funds (Lux) is registered and admitted for public distribution in AT, CH, DE, ES, LU, GB, IT and SG. For HK the subfund has been notified to the Luxembourg Regulator.

Austria, Germany:

Facilities Agent: Zeidler Legal Process Outsourcing Ltd with address at 19-22 Lower Baggot Street, Dublin 2, D02 X658, Ireland, email: facilities_agent@zeidlerlegalservices.com (“Zeidler”) and CACEIS BANK, LUXEMBOURG BRANCH, 5, Allée Scheffer, L-2520 Luxembourg.

Spain: Representative: Atl Capital, Calle de Montalbán 9, ES-28014 Madrid - CNMV under the number 938

UK: The Bellevue Funds (Lux) SICAV is recognized for public offering and distribution in the United Kingdom. The Facilities Agent is Zeidler Legal Services (UK) Ltd., 164-180 Union Street, London SE1 0LH, United Kingdom.

Switzerland: The Bellevue Funds (Lux) SICAV is registered for public offering and distribution in Switzerland with the Swiss Financial Market Supervisory Authority. Representative agent in Switzerland: Waystone Fund Services (Switzerland) SA, Avenue Villamont 17, CH-1005 Lausanne. Paying agent in Switzerland: DZ PRIVATBANK (Schweiz) AG, Münsterhof 12, P.O. Box, CH-8022 Zürich. You can obtain the sales prospectus, Key Information Document (“PRIIP-KID”), statutes and the current annual and half-yearly reports, the current share prices and further information about the fund free of charge in German from the management company Bellevue Asset Management AG, Seestrasse 16, CH-8700 Küsnacht, the representative agent in Switzerland or online at www.bellevue.ch. In respect of the units distributed in or from Switzerland, the place of performance and jurisdiction is at the registered office of the representative agent.

The Summary of Investor Rights is available in English under: [https://www.waystone.com/wp-content/uploads/Policy/LUX/Waystone-Management-Company-\(Lux\)-SA/Waystone-Management-Company-\(Lux\)-SA-Summary-of-Investor-Rights.pdf](https://www.waystone.com/wp-content/uploads/Policy/LUX/Waystone-Management-Company-(Lux)-SA/Waystone-Management-Company-(Lux)-SA-Summary-of-Investor-Rights.pdf)

The management company may decide to withdraw the arrangements it has made for the distribution of the units of its collective investment undertakings in accordance with Article 93a of Directive 2009/65/EC and Article 32a of Directive 2011/61/EU.

© 2024 MSCI ESG Research LLC. Reproduced by permission. Although Bellevue Asset Management information providers, including without limitation, MSCI ESG Research LLC and its affiliates (the “ESG Parties”), obtain information from sources they consider reliable, none of the ESG Parties warrants or guarantees the originality, accuracy and/or completeness of any data herein. None of the ESG Parties make any express or implied warranties of any kind, and the ESG Parties hereby expressly disclaim all warranties of merchantability and fitness for a particular purpose, with respect to any data herein. None of the ESG Parties shall have any liability for any errors or omissions in connection with any data herein. Further, without limiting any of the foregoing, in no event shall any of the ESG Parties have any liability for any direct, indirect, special, punitive, consequential or any other damages (including lost profits) even if notified of the possibility of such damages.

The most important terms are explained in the glossary at www.bellevue.ch/en/glossary.

Copyright © 2024 Bellevue Asset Management AG. All rights reserved.

Important information**BELLEVUE FUNDS (LUX)
PROSPECTUS SUPPLEMENT – ADDITIONAL INFORMATION FOR
INVESTORS IN HONG KONG
DATED NOVEMBER 2021**

This section has been prepared solely for Hong Kong investors who invest or propose to invest in Shares of Bellevue Funds (Lux) (the “Company”) in Hong Kong. Investors in Hong Kong should read this supplement in conjunction with the Prospectus for the Company (the “Prospectus”). References to the Prospectus are to be taken as references to that document as supplemented hereby. In addition, words and expressions defined in the Prospectus, unless otherwise defined below, shall bear the same meaning when used herein.

FOR RESIDENTS OF HONG KONG

WARNING: THE CONTENTS OF THIS PROSPECTUS HAVE NOT BEEN REVIEWED BY ANY REGULATORY AUTHORITY IN HONG KONG. YOU ARE ADVISED TO EXERCISE CAUTION IN RELATION TO THE OFFER. IF YOU ARE IN ANY DOUBT ABOUT ANY OF THE CONTENTS OF THIS PROSPECTUS, YOU SHOULD OBTAIN INDEPENDENT PROFESSIONAL ADVICE.

THIS PROSPECTUS DOES NOT CONSTITUTE AN OFFER OR INVITATION TO THE PUBLIC IN HONG KONG TO ACQUIRE SHARES. ACCORDINGLY, NO PERSON MAY ISSUE OR HAVE IN ITS POSSESSION FOR THE PURPOSES OF ISSUE, THIS PROSPECTUS OR ANY ADVERTISEMENT, INVITATION OR DOCUMENT RELATING TO THE SHARES, WHICH IS DIRECTED AT, OR THE CONTENTS OF WHICH ARE LIKELY TO BE ACCESSED OR READ BY, THE PUBLIC IN HONG KONG EXCEPT WHERE: (I) THE SHARES ARE ONLY INTENDED TO BE OFFERED TO “PROFESSIONAL INVESTORS” (AS SUCH TERM IS DEFINED IN THE SECURITIES AND FUTURES ORDINANCE OF HONG KONG (CAP. 571 OF THE LAWS OF HONG KONG), AS AMENDED (THE “SFO”) AND THE SUBSIDIARY LEGISLATION MADE THEREUNDER); (II) IN CIRCUMSTANCES WHICH DO NOT RESULT IN THIS PROSPECTUS BEING A “PROSPECTUS” AS DEFINED IN THE COMPANIES (WINDING UP AND MISCELLANEOUS PROVISIONS) ORDINANCE OF HONG KONG (CAP. 32 OF THE LAWS OF HONG KONG), AS AMENDED (THE “CO”); OR (III) IN CIRCUMSTANCES WHICH DO NOT CONSTITUTE AN OFFER OR AN INVITATION TO THE PUBLIC FOR THE PURPOSES OF THE SFO OR THE CO. THE OFFER OF THE SHARES IS PERSONAL TO THE PERSON TO WHOM THIS PROSPECTUS HAS BEEN DELIVERED AND A SUBSCRIPTION FOR SHARES WILL ONLY BE ACCEPTED FROM SUCH PERSON. NO PERSON TO WHOM A COPY OF THIS PROSPECTUS IS ISSUED MAY COPY, ISSUE OR DISTRIBUTE THIS PROSPECTUS IN HONG KONG, OR MAKE OR GIVE A COPY OF THIS PROSPECTUS TO ANY OTHER PERSON.