

# Factsheet

Bellevue Funds (Lux) | Share class I2 CHF

Investment Company with Variable Capital (SICAV) according to Luxembourg Laws – UCITS  
Marketing document - For professional investors: AT, CH, DE, ES, LU, HK

### Investment focus

The fund's aim is to achieve capital growth in the long term, is actively managed and invests in companies that have their registered office or carry out the majority of their economic activity in the healthcare markets of emerging countries. Its investment universe consists of generics producers, pharma and biotechnology companies, medical technology and services firms. Experienced sector specialists focus on profitable companies that have a well-established product portfolio. Investments are made based on fundamental research analysis. Stock selection is exclusively bottom-up, independent of benchmark weightings. The fund takes ESG factors into consideration while implementing the aforementioned investment objectives.

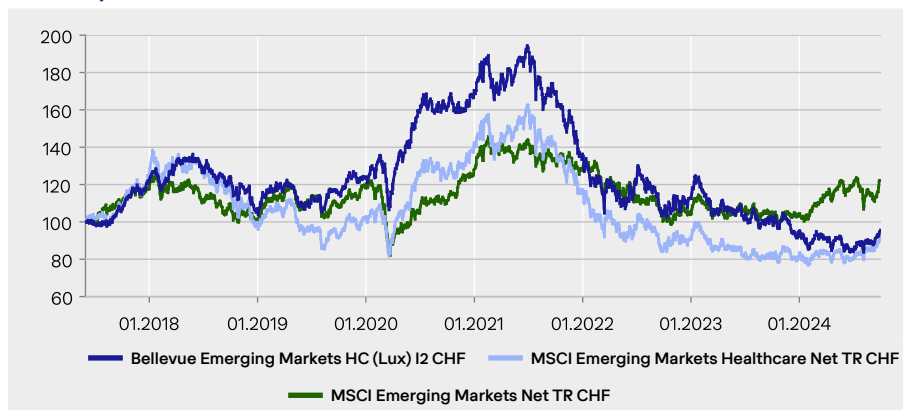
### Fund facts

NAV	119.51
Volume	CHF 76.6 mn
NAV-calculation	Daily "Forward Pricing"
Cut off time	09:00 CET
Distribution policy	Accumulating
Investment manager	Bellevue Asset Management AG
Custodian	CACEIS BANK, LUXEMBOURG BRANCH
Launch date	31.05.2017
Fiscal year end	30.06
Benchmark	MSCI Emerging Markets Healthcare Net TR
ISIN code	LU1585228619
Valor	36153234
Bloomberg	BBAEI2C LX
WKN	A2DPAW
Management fee	0.90%
Performance fee	none
Subscription fee	up to 5%
Min. investment	CHF 5.0 mn
Legal entity	Luxembourg UCITS V SICAV
Countries of distribution	AT, CH, DE, ES, HK, LU
EU SFDR 2019/2088	Article 8

### Key figures

Beta	0.99
Correlation	0.91
Volatility	22.5%
Tracking Error	9.49
Active Share	40.70
Sharpe Ratio	-0.75
Information Ratio	-0.55
Jensen's Alpha	-4.89

### Indexed performance since launch



### Cumulative & annualised performance

#### Cumulative

	1M	YTD	1Y	3Y	5Y	10Y	ITD
I2 CHF	6.5%	1.1%	-6.7%	-43.7%	-17.3%	n.a.	-4.4%
BM	6.4%	13.0%	11.2%	-35.1%	0.8%	n.a.	-7.8%
MSCI EM	5.9%	17.6%	16.4%	-8.5%	11.9%	n.a.	22.2%

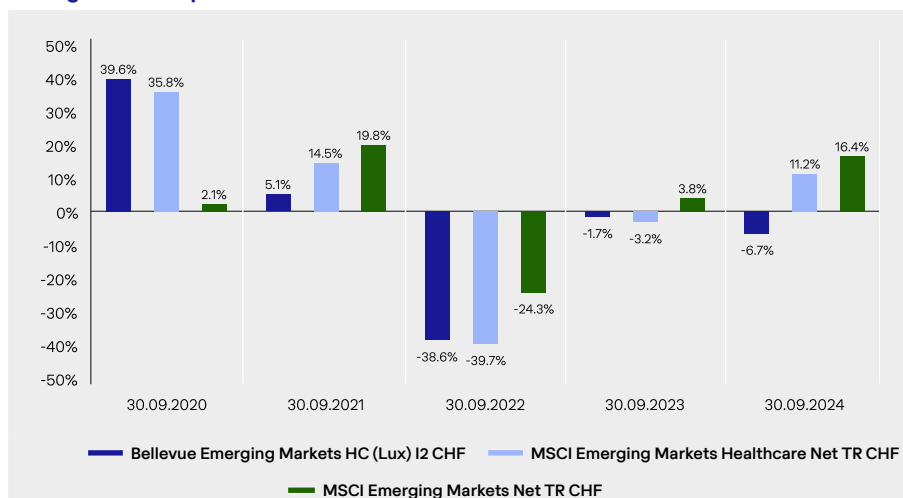
#### Annualised

	1Y	3Y	5Y	10Y	ITD
I2 CHF	-6.7%	-17.4%	-3.7%	n.a.	-0.6%
BM	11.2%	-13.4%	0.2%	n.a.	-1.1%
MSCI EM	16.4%	-2.9%	2.3%	n.a.	2.8%

### Annual performance

	2019	2020	2021	2022	2023	YTD
I2 CHF	15.4%	38.0%	-20.0%	-17.5%	-15.9%	1.1%
BM	1.9%	40.0%	-17.4%	-22.6%	-10.1%	13.0%
MSCI EM	16.4%	8.4%	0.3%	-19.2%	-0.0%	17.6%

### Rolling 12-month-performance



Source: Bellevue Asset Management, 30.09.2024; all figures in CHF %, total return / BVI-methodology

**Past performance is not a reliable indicator of future results and can be misleading. As the fund is denominated in a currency that may differ than an investor's base currency, changes in the rate of exchange may have an adverse effect on prices and incomes.** Performance is shown net of fees and expenses for the relevant share class over the reference period. All performance figures reflect the reinvestment of dividends and do not take into account the commissions and costs incurred on the issue and redemption of shares, if any. Individual costs are not taken into account and would have a negative impact on the performance. With an investment amount of CHF 1,000 over an investment period of five years, the investment result in the first year would be reduced by the front-end load of up to CHF 50 (5%) as well as by additional individual custody charges. In subsequent years, the investment result would also be reduced by the individual custody account costs incurred. The reference benchmark of this class is used for performance comparison purposes only (dividend reinvested). The funds is actively managed. No benchmark is directly identical to a fund, thus the performance of a benchmark is not a reliable indicator of future performance of the fund to which it is compared. There can be no assurance that a return will be achieved or that a substantial loss of capital will not be incurred.

**Top 10 positions**

Celltrion		7.4%
Sun Pharmaceutical		6.1%
Innovent Biologics		5.9%
Beigene		5.7%
Akeso		5.4%
Samsung Biologics		5.1%
Hansoh		3.9%
Cipla		3.8%
Bangkok Dusit		3.6%
Bumrungrad Hospital		3.6%
Total top 10 positions		50.4%
Total positions		44

**Sector breakdown**

Generics/Spec.Pharma		37.4%
Services		28.2%
Biotechnology		27.5%
Other		2.5%
Cash		4.3%

**Geographic breakdown**

China		37.6%
India		23.4%
South Korea		17.2%
Thailand		7.2%
Brazil		5.1%
Hungary		2.7%
South Africa		0.9%
United States		0.5%
Indonesia		0.5%
Malaysia		0.5%
Cash		4.3%

**Market cap breakdown**

1 - 2 bn		2.2%
2 - 5 bn		3.3%
5 - 15 bn		54.1%
15 - 20 bn		9.6%
>20 bn		26.5%
Others		4.3%

**Market review**

The long-expected Fed pivot is now reality – the US central bank lowered its benchmark interest rate on September 18. This was its first rate cut since the start of the coronavirus pandemic in 2020 and it was an unusually large move of half a percentage point that came as a bit of a surprise. Before the pivot the general consensus was that Fed Chair Jerome Powell would announce a small quarter-point cut. He explained that the oversized reduction was justified by pockets of weakness in the jobs market and the steady decline in inflation. The forthcoming readouts on economic activity and inflation will determine where the US stock market goes from here. Any data points that raise doubts about the so-called soft-landing scenario will most likely drag Wall Street lower. The MSCI World gained almost 2% in USD last month, whereas the global healthcare sector retreated almost 3%, which can mainly be blamed on profit-taking in sector heavyweights Ely Lilly and Novo Nordisk. Asian stocks showed significantly better gains. The MSCI Emerging Markets Index and the MSCI Asia Pacific Index both advanced more than 5%. Health stocks in the emerging market space climbed even higher, closing the month with a gain of more than 7%. These strong gains can be traced to the sweeping economic stimulus package that Beijing unveiled during the month under review.

In contrast to earlier government attempts to shore up Chinese capital markets and stabilize the economy, this time China’s leaders have crafted a broad stimulus package that includes monetary and fiscal policy measures that should provide some relief for households in particular. This is intended to lift household consumption and ease deflationary pressure. It appears that the Communist Party leadership has finally acknowledged that the situation is dramatic and that it must use every means at its disposal to fix it. President Xi Jinping recently spoke about the new policy stance in surprisingly frank terms. This represents a paradigm shift and could help to improve foreign investors’ confidence in China’s capital markets. Besides lowering borrowing rates and providing relief for homeowners as well as support for the equity market, the package includes the equivalent of almost USD 450 bn for Chinese households. These measures range from tax cuts and government subsidies for household purchases of new cars and appliances to more generous unemployment benefits and cash handouts for young families and low-income households. The government forecasts that its fiscal deficit will rise above 3% of GDP as a result of the stimulus spending.

Chinese biotech company Akeso published groundbreaking Phase III data from its Chinese trial of ivonescimab, a bispecific antibody, in lung cancer patients. In a head-to-head comparison with Keytruda, the current standard of care, progression-free survival was more than 11 months compared to 5.8 months for Keytruda. This data has increased the likelihood that the international study being conducted by Akeso’s partner Summit Therapeutics will also show a superior outcome. The fund is invested in both of these companies.

Last month existing fund positions in Akeso, Bangkok Dusit and Bumrungrad were increased and a new position in IPCA was opened. Positions in Summit, Dr. Reddy’s, Divis and Aurobindo were reduced. Aier Eye Hospitals was removed from the portfolio.


**Positioning & outlook**

The fastest growing countries in the world can be found in emerging markets, and they contain more than half of the world’s population. Asian emerging markets are also forecast to account for more than 50% of global GDP by 2050. It is known that the economic growth model of countries shifts from manufacturing to the services sector as household incomes rise. A growing middle class fuels demand for modern medicine. Healthcare ranks increasingly high on their wish list. Billions are being invested in infrastructure, technology, and research to modernize the healthcare systems in emerging market countries. This is giving a greater swath of the population access to better healthcare. Meanwhile, rapid population aging is also stoking demand for healthcare. In 30 years, there will be 400 to 500 mn people over 60 in China alone, and they will have a growing need for modern health services and medicines. Outside Asia, Brazil’s rapidly expanding private-sector healthcare market offers a range of interesting investment opportunities. The quality and long waiting times of the country’s public health system are no longer acceptable to many higher-income Brazilian households, and they are increasingly embracing these new services offered by private-sector healthcare providers. Hospital chains embedded in a fully-integrated ecosystem are but one example of the beneficiaries of this structural change. The fund serves as a defensive vehicle for capturing the above-average growth potential emerging markets offer. It invests in the entire healthcare system value chain, from hospital chains, drug developers and device manufacturers to medical research specialists and digital health companies.

Source: Bellevue Asset Management, 30.09.2024;  
For illustrative purposes only. Holdings and allocations are subject to change. Any reference to a specific company or security does not constitute a recommendation to buy, sell, hold or directly invest in the company or securities. Where the fund is denominated in a currency other than an investor’s base currency, changes in the rate of exchange may have an adverse effect on price and income.

**Risk and return profile acc. to SRI**

The Fund’s objective is to generate an attractive return over a long-term horizon. It is therefore particularly suited to investors with an investment horizon of at least 5 years who want to diversify their portfolio with selective exposure to the healthcare sector in emerging markets and who are willing to accept the risks typically associated with stocks in this sector.



We have classified this product as risk class 5 on a scale of 1 to 7, where 5 corresponds to a medium-high risk class. The risk of potential losses from future performance is classified as medium-high. In the event of very adverse market conditions, it is likely that the ability to execute your redemption request will be impaired. The calculation of the risk and earnings profile is based on simulated/historical data, which cannot be used as a reliable indication of the future risk profile. The classification of the fund may change in future and does not constitute a guarantee. Even a fund classed in category 1 does not constitute a completely risk-free investment. There can be no guarantee that a return will be achieved or that a substantial loss of capital will not be incurred. The overall risk exposure may have a strong impact on any return achieved by the fund or subfund. For further information please refer to the fund prospectus or PRIIP-KID.

**Liquidity risk**

The fund may invest some of its assets in financial instruments that may in certain circumstances reach a relatively low level of liquidity, which can have an impact on the fund’s liquidity.

**Risk arising from the use of derivatives**

The fund may conclude derivatives transactions. This increases opportunities, but also involves an increased risk of loss.

**Currency risks**

The fund may invest in assets denominated in a foreign currency. Changes in the rate of exchange may have an adverse effect on prices and incomes.

**Operational risks and custody risks**

The fund is subject to risks due to operational or human errors, which can arise at the investment company, the custodian bank, a custodian or other third parties.

**Benefits**

- Access to defensive growth – emerging countries are facing aging populations and changing lifestyles.
- Development of healthcare infrastructure combined with a growing middle class is an additional growth driver.
- High growth potential of Emerging Markets.
- Attractive valuations compared with the projected medium to long-term growth.
- Bellevue Healthcare Team – top-performing pioneer in the management of healthcare portfolios in Emerging Markets.

**Inherent risks**

- The fund actively invests in equities. Equities are subject to price fluctuations and so are also exposed to the risk of price losses.
- Investing in Emerging Markets entails the additional risk of political and social instability.
- The fund invests in foreign currencies, which means a corresponding degree of currency risk against the reference currency.
- The fund may invest in China A equities. This entails the risk of supervisory changes, volume caps and operating restrictions which may lead to a higher counterparty risk.
- The fund may invest a proportion of its assets in financial instruments that might under certain circumstances have a relatively low level of liquidity, which can in turn affect the fund’s liquidity.

You can find a detailed presentation of the risks faced by this fund in the “Special Investment Risks” section of the sales prospectus.

**Management Team**



**Remo Krauer, CIIA**  
Lead Portfolio Manager



**Oliver Kubli, CFA**  
Portfolio Manager since inception of the fund

**Sustainability Profile – ESG**

**EU SFDR 2019/2088 product category:** Article 8

**Exclusions:**

- Compliance UNGC, HR, ILO
- Norms-based exclusions
- Controversial weapons

**ESG Risk Analysis:**

ESG-Integration

**Stewardship:**

- Engagement
- Proxy Voting

**Key Figures:**

CO <sub>2</sub> -intensity (t CO <sub>2</sub> /mn USD sales):	83.4 (Moderate)	Coverage:	96%
MSCI ESG Rating (AAA - CCC):	BBB	Coverage:	95%

Based on portfolio data as per 30.09.2024; – ESG data base on MSCI ESG Research and are for information purposes only; compliance with global norms according to the principles of UN Global Compact (UNGC), UN Guiding Principles for Business and Human Rights (HR) and standards of International Labor Organisation (ILO); no involvement in controversial weapons; norms-based exclusions based on annual revenue thresholds; ESG Integration: Sustainability risks are considered while performing stock research and portfolio construction; Stewardship: Engagement in an active and constructive dialogue with company representatives on ESG aspects as well as exercising voting rights at general meetings of shareholders. MSCI ESG Rating ranges from "leaders" (AAA-AA), "average" (A, BBB, BB) to "laggards" (B, CCC). The CO<sub>2</sub>-intensity expresses MSCI ESG Research's estimate of GHG emissions measured in tons of CO<sub>2</sub> per USD 1 million sales. The decision to invest in the promoted fund should take into account all the characteristics or objectives of the promoted fund as described in the prospectus. For further information c.f. [www.bellevue.ch/sustainability-at-portfolio-level](http://www.bellevue.ch/sustainability-at-portfolio-level).

### Important information

This marketing communication relates to Bellevue Funds (Lux) (hereinafter the “Fund”), an investment company with variable capital “société à capital variable” (SICAV) under the current version of the Law of the Grand Duchy of Luxembourg of 10 August 1915 on commercial companies (“Law of 1915”) and is authorized under Part I of the Law of 17 December 2010 relating to undertakings for collective investment (“Law of 2010”) as an undertaking for collective investment (UCITS). Bellevue Emerging Markets Healthcare is a subfund of Bellevue Funds (Lux).

This marketing communication is issued by Bellevue Asset Management AG, which is an authorized asset manager subject to the supervision of the Swiss Financial Market Supervisory Authority (FINMA) and acts as an Investment Manager of the Fund. The Prospectus, statutes, the annual and half-yearly report, the share prices as well as the Key Information Document (PRIIP-KID) and further information about the Fund can be obtained free of charge in English and German from the management company of the Fund, Bellevue Asset Management AG, Seestrasse 16, CH-8700 Küsnacht, from the representative, paying, facilities and information agents mentioned below or online at [www.bellevue.ch](http://www.bellevue.ch). The Key Information Document (PRIIP-KID) is available free of charge in the languages of the countries of distribution [www.fundinfo.com](http://www.fundinfo.com).

This document is neither directed to, nor intended for distribution or use by, any person or entity who is a citizen or resident of any locality, state, country or jurisdiction where such distribution, publication, availability or use would be contrary to law or regulation. It is particularly not intended for US persons, as defined under Regulation S of the U.S. Securities Act of 1933, as amended. The information and data presented in this document are not to be considered as an offer to buy, sell or subscribe to any securities or financial instruments. The information, opinions and estimates contained in this document reflect a judgment at the original date of release and are subject to change without notice. This information pays no regard to the specific or future investment objectives, financial or tax situation or particular needs of any specific recipient and in particular tax treatment depends on individual circumstances and may be subject to change. This document is not to be relied upon in substitution for the exercise of independent judgment. Before making any investment decision, investors are recommended to ascertain if this investment is suitable for them in the light of their financial knowledge and experience, investment goals and financial situation, or to obtain specific advice from an industry professional. The details and opinions contained in this document are not to be considered as recommendation or investment advice. Every investment involves risk, especially with regard to fluctuations in value and return, and investors' capital may be at risk. If the currency of a financial product is different from your reference currency, the return can increase or decrease as a result of currency fluctuations. Past performance is no indicator for the current or future performance. The performance data are calculated without taking account of commissions and costs that result from subscriptions and redemptions. Commissions and costs have a negative impact on performance. For more information about the associated costs, please refer to the related costs and fees section of the prospectus. Any benchmarks/indices cited herein are provided for information purposes only. No benchmark/index is directly comparable to the investment objectives, strategy or universe of the subfund. The performance of a benchmark shall not be indicative of past or future performance of the subfund. Financial transactions should only be undertaken after having carefully studied the current valid prospectus and are only valid on the basis of the latest version of the prospectus and available annual and half-yearly reports. Please take note of the risk factors.

### Countries of distribution and local representatives

The Bellevue Funds (Lux) is registered and admitted for public distribution in AT, CH, DE, ES and LU. For HK the subfund has been notified to the Luxembourg Regulator.

#### Austria, Germany:

Facilities Agent: Zeidler Legal Process Outsourcing Ltd with address at 19-22 Lower Baggot Street, Dublin 2, D02 X658, Ireland, email: [facilities\\_agent@zeidlerlegalservices.com](mailto:facilities_agent@zeidlerlegalservices.com) (“Zeidler”) and CACEIS BANK, LUXEMBOURG BRANCH, 5, Allée Scheffer, L-2520 Luxembourg.

**Spain:** Representative: Atl Capital, Calle de Montalbán 9, ES-28014 Madrid - CNMV under the number 938

**Switzerland:** The Bellevue Funds (Lux) SICAV is registered for public offering and distribution in Switzerland with the Swiss Financial Market Supervisory Authority. Representative agent in Switzerland: Waystone Fund Services (Switzerland) SA, Avenue Villamont 17, CH-1005 Lausanne. Paying agent in Switzerland: DZ PRIVATBANK (Schweiz) AG, Münsterhof 12, P.O. Box, CH-8022 Zürich. You can obtain the sales prospectus, Key Information Document (“PRIIP-KID”), statutes and the current annual and half-yearly reports, the current share prices and further information about the fund free of charge in German from the management company Bellevue Asset Management AG, Seestrasse 16, CH-8700 Küsnacht, the representative agent in Switzerland or online at [www.bellevue.ch](http://www.bellevue.ch). In respect of the units distributed in or from Switzerland, the place of performance and jurisdiction is at the registered office of the representative agent.

The Summary of Investor Rights is available in English under: [https://www.waystone.com/wp-content/uploads/Policy/LUX/Waystone-Management-Company-\(Lux\)-SA/Waystone-Management-Company-\(Lux\)-SA-Summary-of-Investor-Rights.pdf](https://www.waystone.com/wp-content/uploads/Policy/LUX/Waystone-Management-Company-(Lux)-SA/Waystone-Management-Company-(Lux)-SA-Summary-of-Investor-Rights.pdf)

The management company may decide to withdraw the arrangements it has made for the distribution of the units of its collective investment undertakings in accordance with Article 93a of Directive 2009/65/EC and Article 32a of Directive 2011/61/EU.

© 2024 MSCI ESG Research LLC. Reproduced by permission. Although Bellevue Asset Management information providers, including without limitation, MSCI ESG Research LLC and its affiliates (the “ESG Parties”), obtain information from sources they consider reliable, none of the ESG Parties warrants or guarantees the originality, accuracy and/or completeness of any data herein. None of the ESG Parties make any express or implied warranties of any kind, and the ESG Parties hereby expressly disclaim all warranties of merchantability and fitness for a particular purpose, with respect to any data herein. None of the ESG Parties shall have any liability for any errors or omissions in connection with any data herein. Further, without limiting any of the foregoing, in no event shall any of the ESG Parties have any liability for any direct, indirect, special, punitive, consequential or any other damages (including lost profits) even if notified of the possibility of such damages.

The most important terms are explained in the glossary at [www.bellevue.ch/en/glossary](http://www.bellevue.ch/en/glossary).

Copyright © 2024 Bellevue Asset Management AG. All rights reserved.

**Important information****BELLEVUE FUNDS (LUX)  
PROSPECTUS SUPPLEMENT – ADDITIONAL INFORMATION FOR  
INVESTORS IN HONG KONG  
DATED NOVEMBER 2021**

This section has been prepared solely for Hong Kong investors who invest or propose to invest in Shares of Bellevue Funds (Lux) (the “Company”) in Hong Kong. Investors in Hong Kong should read this supplement in conjunction with the Prospectus for the Company (the “Prospectus”). References to the Prospectus are to be taken as references to that document as supplemented hereby. In addition, words and expressions defined in the Prospectus, unless otherwise defined below, shall bear the same meaning when used herein.

**FOR RESIDENTS OF HONG KONG**

**WARNING: THE CONTENTS OF THIS PROSPECTUS HAVE NOT BEEN REVIEWED BY ANY REGULATORY AUTHORITY IN HONG KONG. YOU ARE ADVISED TO EXERCISE CAUTION IN RELATION TO THE OFFER. IF YOU ARE IN ANY DOUBT ABOUT ANY OF THE CONTENTS OF THIS PROSPECTUS, YOU SHOULD OBTAIN INDEPENDENT PROFESSIONAL ADVICE.**

THIS PROSPECTUS DOES NOT CONSTITUTE AN OFFER OR INVITATION TO THE PUBLIC IN HONG KONG TO ACQUIRE SHARES. ACCORDINGLY, NO PERSON MAY ISSUE OR HAVE IN ITS POSSESSION FOR THE PURPOSES OF ISSUE, THIS PROSPECTUS OR ANY ADVERTISEMENT, INVITATION OR DOCUMENT RELATING TO THE SHARES, WHICH IS DIRECTED AT, OR THE CONTENTS OF WHICH ARE LIKELY TO BE ACCESSED OR READ BY, THE PUBLIC IN HONG KONG EXCEPT WHERE: (I) THE SHARES ARE ONLY INTENDED TO BE OFFERED TO “PROFESSIONAL INVESTORS” (AS SUCH TERM IS DEFINED IN THE SECURITIES AND FUTURES ORDINANCE OF HONG KONG (CAP. 571 OF THE LAWS OF HONG KONG), AS AMENDED (THE “SFO”) AND THE SUBSIDIARY LEGISLATION MADE THEREUNDER); (II) IN CIRCUMSTANCES WHICH DO NOT RESULT IN THIS PROSPECTUS BEING A “PROSPECTUS” AS DEFINED IN THE COMPANIES (WINDING UP AND MISCELLANEOUS PROVISIONS) ORDINANCE OF HONG KONG (CAP. 32 OF THE LAWS OF HONG KONG), AS AMENDED (THE “CO”); OR (III) IN CIRCUMSTANCES WHICH DO NOT CONSTITUTE AN OFFER OR AN INVITATION TO THE PUBLIC FOR THE PURPOSES OF THE SFO OR THE CO. THE OFFER OF THE SHARES IS PERSONAL TO THE PERSON TO WHOM THIS PROSPECTUS HAS BEEN DELIVERED AND A SUBSCRIPTION FOR SHARES WILL ONLY BE ACCEPTED FROM SUCH PERSON. NO PERSON TO WHOM A COPY OF THIS PROSPECTUS IS ISSUED MAY COPY, ISSUE OR DISTRIBUTE THIS PROSPECTUS IN HONG KONG, OR MAKE OR GIVE A COPY OF THIS PROSPECTUS TO ANY OTHER PERSON.