

Factsheet

Bellevue Funds (Lux) | Share class U2 EUR

Investmentgesellschaft mit variablem Kapital (SICAV) nach luxemburgischem Recht – UCITS
Marketingdokument - Für professionelle Anleger: AT, CH, DE, ES, LU, HK

Investment focus

The fund's aim is to achieve capital growth in the long term, is actively managed and invests in global healthcare companies with innovative business models. Its investment universe consists of biotechnology and pharma companies, medical technology and services companies as well as generics producers that are involved in the development, manufacturing or sale of products and services. Experienced sector specialists focus on profitable companies that have a well-established product portfolio. The fund invests top down in the four regions North America, Western Europe, Emerging Markets and Japan/Oceania. For each of these regions, the most attractive companies are determined based on quantitative and qualitative criteria. The fund seeks to outperform the MSCI World Healthcare Index. The fund takes ESG factors into consideration while implementing the aforementioned investment objectives.

Fund facts

NAV	129.06
Volume	EUR 319.4 mn
NAV-calculation	Daily "Forward Pricing"
Cut off time	15:00 CET
Distribution policy	Accumulating
Investment manager	Bellevue Asset Management AG
Custodian	CACEIS BANK, LUXEMBOURG BRANCH
Launch date	30.04.2021
Fiscal year end	30.06
Benchmark	MSCI World Healthcare NR
ISIN code	LU2334253387
Valor	111276258
Bloomberg	BVBAU2E LX
WKN	A3CNBB
Management fee	0.60%
Performance fee	none
Subscription fee	up to 5%
Min. investment	EUR 50.0 mn
Legal entity	Luxembourg UCITS V SICAV
Countries of distribution	AT, CH, DE, ES, LU, US
EU SFDR 2019/2088	Article 8

Key figures

Beta	0.83
Correlation	0.76
Volatility	13.9%
Tracking Error	9.23
Active Share	68.41
Sharpe Ratio	-0.40
Information Ratio	-0.94
Jensen's Alpha	-8.65

Indexed performance since launch



Cumulative & annualised performance

Cumulative

	1M	YTD	1Y	3Y	5Y	10Y	ITD
U2 EUR	-3.3%	8.5%	8.3%	-1.2%	n.a.	n.a.	3.2%
BM	-3.8%	13.3%	14.7%	25.5%	n.a.	n.a.	38.5%

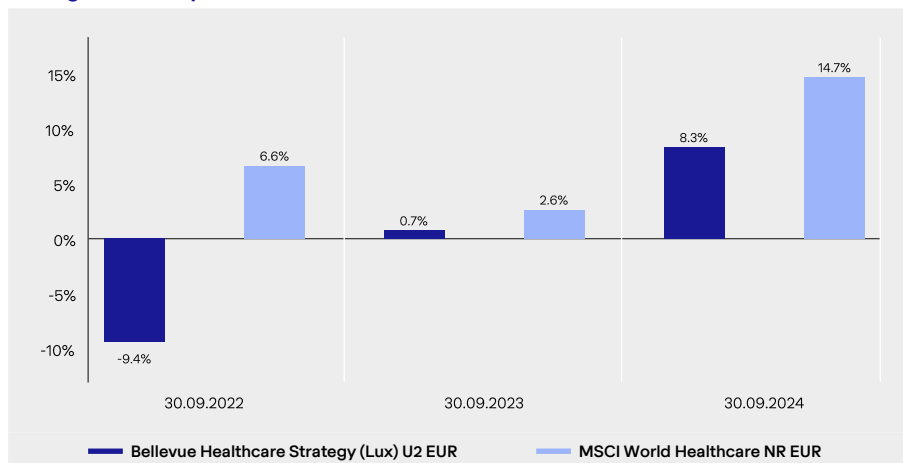
Annualised

	1Y	3Y	5Y	10Y	ITD
U2 EUR	8.3%	-0.4%	n.a.	n.a.	0.9%
BM	14.7%	7.9%	n.a.	n.a.	10.0%

Annual performance

	2019	2020	2021	2022	2023	YTD
U2 EUR	n.a.	n.a.	n.a.	-5.2%	-5.7%	8.5%
BM	n.a.	n.a.	n.a.	0.5%	0.4%	13.3%

Rolling 12-month-performance



Source: Bellevue Asset Management, 30.09.2024; all figures in EUR %, total return / BVI-methodology
Past performance is not a reliable indicator of future results and can be misleading. As the fund is denominated in a currency that may differ than an investor's base currency, changes in the rate of exchange may have an adverse effect on prices and incomes. Performance is shown net of fees and expenses for the relevant share class over the reference period. All performance figures reflect the reinvestment of dividends and do not take into account the commissions and costs incurred on the issue and redemption of shares, if any. Individual costs are not taken into account and would have a negative impact on the performance. With an investment amount of EUR 1,000 over an investment period of five years, the investment result in the first year would be reduced by the front-end load of up to EUR 50 (5%) as well as by additional individual custody charges. In subsequent years, the investment result would also be reduced by the individual custody account costs incurred. The reference benchmark of this class is used for performance comparison purposes only (dividend reinvested). The fund is actively managed. No benchmark is directly identical to a fund, thus the performance of a benchmark is not a reliable indicator of future performance of the fund to which it is compared. There can be no assurance that a return will be achieved or that a substantial loss of capital will not be incurred.

Top 10 positions

Insulet	3.5%
HCA Holdings	3.5%
Boston Scientific	3.2%
Eli Lilly	3.2%
Vertex Pharmaceuticals	3.1%
UCB	3.1%
Regeneron Pharmaceuticals	3.1%
UnitedHealth Group	3.1%
Stryker	2.9%
Iqvia	2.8%
Total top 10 positions	31.6%
Total positions	45

Sector breakdown

Services	30.8%
Medtech	27.3%
Pharma	19.6%
Biotechnology	13.7%
Generics/Spec.Pharma	6.0%
Cash	2.6%

Geographic breakdown

United States	43.4%
Japan	9.2%
Other	8.2%
Denmark	6.2%
Switzerland	5.4%
Australia	4.8%
Great Britain	4.8%
Italy	4.2%
India	3.4%
Belgium	3.1%
Brazil	2.4%
China	2.2%
Cash	2.6%

Market review

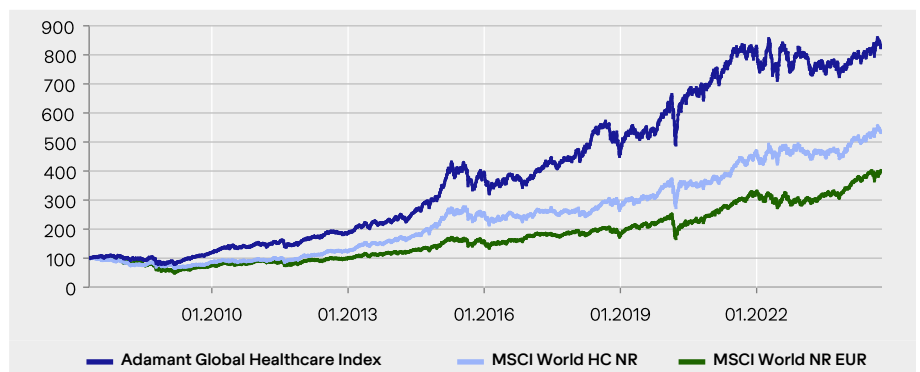
MSCI World Healthcare underperformed MSCI World in September 2024 by 481 bps (MSCI World Healthcare -3.0% vs MSCI World +1.8%). A resilient US economy in combination with Fed rate cuts drove US equity markets to all-time highs. Cyclical sectors benefited from the strong US economy (e.g. consumer discretionary), while Fed cuts drove support for the higher yielding sectors (e.g. utilities). With a lack of support from either of these drivers, and some fundamental headwinds for key stocks, the healthcare sector underperformed. The Bellevue Healthcare Strategy (Lux) Fund (I-shares: -2.5%, in USD) outperformed (by 44 bps) its healthcare index benchmark. A broader geographic exposure, and lower exposure to ytd winners, proved to be a tailwind in the month. After broadly inline inflation data and strong labour data early in the month, the Fed surprised by cutting the base rate by 50 bps. The US economy continued to surprise to the upside on various metrics through September, supporting a goldilocks scenario for equities. Towards the end of the month, China stimulus drove a rally in Chinese mainland and Hong Kong-listed stocks. Within the MSCI World Healthcare Index, medtech (+1.3%) was the best performing subsector in the month. This was followed by life science tools (+1.1%), healthcare tech (+0.9%), biotech (-2.7%), with pharmaceuticals being the clear laggard with a negative performance (-6.1%). From a geographical point of view, the Emerging Market healthcare (all country, +7.2%) performed best, supported by a strong month for China equities. This was followed by Asia healthcare (all country, -0.4%), US healthcare (+1.8%), and European healthcare (-6.1%). From a market-capitalization perspective, the mid caps (USD 2-60 bn mrk-cap; -0.6%) performed best supported by a size rotation mid-month. This was followed by the large caps grouping (USD 60-200 bn; -1.7%), with the mega cap grouping (>USD 200 bn; -4.9%) performing weakly (driven by Novo Nordisk; -15.4% in September). Within the fund, strong absolute performances were reported during the month from Chongqing Zhifei Biologica (+46.3% in USD; China stimulus + confidence in Gardasil growing), Hygeia Healthcare (+21.6%; China stimulus), and Pro Medicus (+21.1%; continued positive metrics). On the other hand, negative absolute performances were seen for Daiichi Sankyo (-21.0%; negative clinical trial update), Novo Nordisk (-15.4%; negative clinical trial update), and Aspen Pharmacare (-14.7%; disappointing FY results).

General description

The investment process for the Bellevue Healthcare Strategy Fund resembles the rules-based investment process that Bellevue has successfully applied since 2007. In this approach, the 45 most attractive stocks in the healthcare sector worldwide are selected every six months. The Bellevue Healthcare team screens about 700 of the 4000 listed companies in the healthcare sector worldwide based on four quantitative criteria (PEG valuation, price/sales, sales growth and EBITDA/sales) and four qualitative criteria (assessing the company's management, product pipeline, operating risks and country-related risks). The ten most promising stocks from four different regions – Western Europe, North America, Japan/Australia and emerging markets – are selected. The maximum weighting of the region with the highest overall score, which is usually North America, is capped at 35% during the periodic rebalancing, which increases the emphasis given to emerging markets. Companies with rich valuations and low growth rates will rarely be selected for the portfolio. Mid cap stocks have typically represented 60-80% and the Asia region approximately one-third of the portfolio. Pharmaceutical stocks are clearly underweighted compared to the MSCI World Healthcare Index. Bellevue has applied this investment approach since April 2007 and it is used to compile the Adamant Global Healthcare Index.

Adamant Global Healthcare Index

The index is the property of Bellevue Asset Management and it is calculated by Standard & Poor's on a daily basis in CHF, EUR and USD.



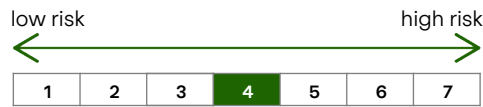
Source: Bellevue Asset Management, 30.09.2024; For illustrative purposes only. Holdings and allocations are subject to change. Any reference to a specific company or security does not constitute a recommendation to buy, sell, hold or directly invest in the company or securities. Where the fund is denominated in a currency other than an investor's base currency, changes in the rate of exchange may have an adverse effect on price and income.

	1 month	YTD	1 year	3 years	5 years	Since launch
Adamant Global Healthcare	-3.3%	8.6%	9.1%	2.4%	54.4%	731.5%
MSCI World HC NR EUR	-3.8%	13.3%	14.7%	25.5%	69.4%	434.9%
MSCI World NR EUR	0.9%	18.0%	25.7%	34.7%	80.5%	301.6%

Note: No costs are included for the calculation of the index. Adamant Global Healthcare Index is a proprietary index not available to the public.

Risk and return profile acc. to SRI

The Fund’s investment objective is to generate attractive and competitive long-term capital growth. It is particularly suited to investors with an investment horizon of at least 5 years. The Fund is exposed to the risks typical of equity investments.



We have classified this product as risk class 4 on a scale of 1 to 7, where 4 corresponds to a medium risk class. The risk of potential losses from future performance is classified as medium. In the event of very adverse market conditions, it is possible that the ability to execute your redemption request may be impaired. The calculation of the risk and earnings profile is based on simulated/historical data, which cannot be used as a reliable indication of the future risk profile. The classification of the fund may change in future and does not constitute a guarantee. Even a fund classed in category 1 does not constitute a completely risk-free investment. There can be no guarantee that a return will be achieved or that a substantial loss of capital will not be incurred. The overall risk exposure may have a strong impact on any return achieved by the fund or subfund. For further information please refer to the fund prospectus or PRIIP-KID.

Liquidity risk

The fund may invest some of its assets in financial instruments that may in certain circumstances reach a relatively low level of liquidity, which can have an impact on the fund’s liquidity.

Risk arising from the use of derivatives

The fund may conclude derivatives transactions. This increases opportunities, but also involves an increased risk of loss.

Currency risks

The fund may invest in assets denominated in a foreign currency. Changes in the rate of exchange may have an adverse effect on prices and incomes.

Operational risks and custody risks

The fund is subject to risks due to operational or human errors, which can arise at the investment company, the custodian bank, a custodian or other third parties.

Benefits

- Investments in the 45 most attractive healthcare stocks worldwide.
- Proprietary investment process: Half-yearly company evaluation and rebalancing.
- Underweighting of pharma and US stocks against the relevant healthcare indices.
- Strong focus on quality mid-caps.
- Bellevue – healthcare pioneer since 1993 and today one of the biggest independent investors in the sector in Europe.

Inherent risks

- The fund actively invests in equities. Equities are subject to strong price fluctuations and so are also exposed to the risk of price losses.
- The fund may invest a proportion of its assets in financial instruments that might under certain circumstances have a relatively low level of liquidity, which can in turn affect the fund’s liquidity.
- The fund invests in foreign currencies, which means a corresponding degree of currency risk against the reference currency.
- Investing in Emerging Markets entails the additional risk of political and social instability.
- The fund may engage in derivatives transactions. The increased opportunities gained come with an increased risk of losses.

You can find a detailed presentation of the risks faced by this fund in the “Special Investment Risks” section of the sales prospectus.

Management Team



Dr. Terence McManus
Lead Portfolio Manager



Dr. Christian Lach
Portfolio Manager



Oliver Kubli, CFA
Portfolio Manager

Sustainability Profile – ESG

EU SFDR 2019/2088 product category: Article 8

Exclusions:

- Compliance UNGC, HR, ILO
- Norms-based exclusions
- Controversial weapons

ESG Risk Analysis:

ESG-Integration

Stewardship:

- Engagement
- Proxy Voting

Key Figures:

CO ₂ -intensity (t CO ₂ /mn USD sales):	21.5 (Low)	Coverage:	97%
MSCI ESG Rating (AAA - CCC):	A	Coverage:	97%

Based on portfolio data as per 30.09.2024; – ESG data base on MSCI ESG Research and are for information purposes only; compliance with global norms according to the principles of UN Global Compact (UNGC), UN Guiding Principles for Business and Human Rights (HR) and standards of International Labor Organisation (ILO); no involvement in controversial weapons; norms-based exclusions based on annual revenue thresholds; ESG Integration: Sustainability risks are considered while performing stock research and portfolio construction; Stewardship: Engagement in an active and constructive dialogue with company representatives on ESG aspects as well as exercising voting rights at general meetings of shareholders. MSCI ESG Rating ranges from "leaders" (AAA-AA), "average" (A, BBB, BB) to "laggards" (B, CCC). The CO₂-intensity expresses MSCI ESG Research's estimate of GHG emissions measured in tons of CO₂ per USD 1 million sales. The decision to invest in the promoted fund should take into account all the characteristics or objectives of the promoted fund as described in the prospectus. For further information c.f. www.bellevue.ch/sustainability-at-portfolio-level.

Important information

This marketing communication relates to Bellevue Funds (Lux) (hereinafter the “Fund”), an investment company with variable capital “société à capital variable” (SICAV) under the current version of the Law of the Grand Duchy of Luxembourg of 10 August 1915 on commercial companies (“Law of 1915”) and is authorized under Part I of the Law of 17 December 2010 relating to undertakings for collective investment (“Law of 2010”) as an undertaking for collective investment (UCITS). Bellevue Healthcare Strategy is a subfund of Bellevue Funds (Lux).

This marketing communication is issued by Bellevue Asset Management AG, which is an authorized asset manager subject to the supervision of the Swiss Financial Market Supervisory Authority (FINMA) and acts as an Investment Manager of the Fund. The Prospectus, statutes, the annual and half-yearly report, the share prices as well as the Key Information Document (PRIIP-KID) and further information about the Fund can be obtained free of charge in English and German from the management company of the Fund, Bellevue Asset Management AG, Seestrasse 16, CH-8700 Küsnacht, from the representative, paying, facilities and information agents mentioned below or online at www.bellevue.ch. The Key Information Document (PRIIP-KID) is available free of charge in the languages of the countries of distribution www.fundinfo.com.

This document is neither directed to, nor intended for distribution or use by, any person or entity who is a citizen or resident of any locality, state, country or jurisdiction where such distribution, publication, availability or use would be contrary to law or regulation. It is particularly not intended for US persons, as defined under Regulation S of the U.S. Securities Act of 1933, as amended. The information and data presented in this document are not to be considered as an offer to buy, sell or subscribe to any securities or financial instruments. The information, opinions and estimates contained in this document reflect a judgment at the original date of release and are subject to change without notice. This information pays no regard to the specific or future investment objectives, financial or tax situation or particular needs of any specific recipient and in particular tax treatment depends on individual circumstances and may be subject to change. This document is not to be relied upon in substitution for the exercise of independent judgment. Before making any investment decision, investors are recommended to ascertain if this investment is suitable for them in the light of their financial knowledge and experience, investment goals and financial situation, or to obtain specific advice from an industry professional. The details and opinions contained in this document are not to be considered as recommendation or investment advice. Every investment involves risk, especially with regard to fluctuations in value and return, and investors' capital may be at risk. If the currency of a financial product is different from your reference currency, the return can increase or decrease as a result of currency fluctuations. Past performance is no indicator for the current or future performance. The performance data are calculated without taking account of commissions and costs that result from subscriptions and redemptions. Commissions and costs have a negative impact on performance. For more information about the associated costs, please refer to the related costs and fees section of the prospectus. Any benchmarks/indices cited herein are provided for information purposes only. No benchmark/index is directly comparable to the investment objectives, strategy or universe of the subfund. The performance of a benchmark shall not be indicative of past or future performance of the subfund. Financial transactions should only be undertaken after having carefully studied the current valid prospectus and are only valid on the basis of the latest version of the prospectus and available annual and half-yearly reports. Please take note of the risk factors.

Countries of distribution and local representatives

The Bellevue Funds (Lux) is registered and admitted for public distribution in AT, CH, DE, ES and LU. For HK the subfund has been notified to the Luxembourg Regulator.

Austria, Germany:

Facilities Agent: Zeidler Legal Process Outsourcing Ltd with address at 19-22 Lower Baggot Street, Dublin 2, D02 X658, Ireland, email: facilities_agent@zeidlerlegalservices.com (“Zeidler”) and CACEIS BANK, LUXEMBOURG BRANCH, 5, Allée Scheffer, L-2520 Luxembourg.

Spain: Representative: Atl Capital, Calle de Montalbán 9, ES-28014 Madrid - CNMV under the number 938

Switzerland: The Bellevue Funds (Lux) SICAV is registered for public offering and distribution in Switzerland with the Swiss Financial Market Supervisory Authority. Representative agent in Switzerland: Waystone Fund Services (Switzerland) SA, Avenue Villamont 17, CH-1005 Lausanne. Paying agent in Switzerland: DZ PRIVATBANK (Schweiz) AG, Münsterhof 12, P.O. Box, CH-8022 Zürich. You can obtain the sales prospectus, Key Information Document (“PRIIP-KID”), statutes and the current annual and half-yearly reports, the current share prices and further information about the fund free of charge in German from the management company Bellevue Asset Management AG, Seestrasse 16, CH-8700 Küsnacht, the representative agent in Switzerland or online at www.bellevue.ch. In respect of the units distributed in or from Switzerland, the place of performance and jurisdiction is at the registered office of the representative agent.

The Summary of Investor Rights is available in English under: [https://www.waystone.com/wp-content/uploads/Policy/LUX/Waystone-Management-Company-\(Lux\)-SA/Waystone-Management-Company-\(Lux\)-SA-Summary-of-Investor-Rights.pdf](https://www.waystone.com/wp-content/uploads/Policy/LUX/Waystone-Management-Company-(Lux)-SA/Waystone-Management-Company-(Lux)-SA-Summary-of-Investor-Rights.pdf)

The management company may decide to withdraw the arrangements it has made for the distribution of the units of its collective investment undertakings in accordance with Article 93a of Directive 2009/65/EC and Article 32a of Directive 2011/61/EU.

© 2024 MSCI ESG Research LLC. Reproduced by permission. Although Bellevue Asset Management information providers, including without limitation, MSCI ESG Research LLC and its affiliates (the “ESG Parties”), obtain information from sources they consider reliable, none of the ESG Parties warrants or guarantees the originality, accuracy and/or completeness of any data herein. None of the ESG Parties make any express or implied warranties of any kind, and the ESG Parties hereby expressly disclaim all warranties of merchantability and fitness for a particular purpose, with respect to any data herein. None of the ESG Parties shall have any liability for any errors or omissions in connection with any data herein. Further, without limiting any of the foregoing, in no event shall any of the ESG Parties have any liability for any direct, indirect, special, punitive, consequential or any other damages (including lost profits) even if notified of the possibility of such damages.

The most important terms are explained in the glossary at www.bellevue.ch/en/glossary.

Copyright © 2024 Bellevue Asset Management AG. All rights reserved.

Important information**BELLEVUE FUNDS (LUX)
PROSPECTUS SUPPLEMENT – ADDITIONAL INFORMATION FOR
INVESTORS IN HONG KONG
DATED NOVEMBER 2021**

This section has been prepared solely for Hong Kong investors who invest or propose to invest in Shares of Bellevue Funds (Lux) (the “Company”) in Hong Kong. Investors in Hong Kong should read this supplement in conjunction with the Prospectus for the Company (the “Prospectus”). References to the Prospectus are to be taken as references to that document as supplemented hereby. In addition, words and expressions defined in the Prospectus, unless otherwise defined below, shall bear the same meaning when used herein.

FOR RESIDENTS OF HONG KONG

WARNING: THE CONTENTS OF THIS PROSPECTUS HAVE NOT BEEN REVIEWED BY ANY REGULATORY AUTHORITY IN HONG KONG. YOU ARE ADVISED TO EXERCISE CAUTION IN RELATION TO THE OFFER. IF YOU ARE IN ANY DOUBT ABOUT ANY OF THE CONTENTS OF THIS PROSPECTUS, YOU SHOULD OBTAIN INDEPENDENT PROFESSIONAL ADVICE.

THIS PROSPECTUS DOES NOT CONSTITUTE AN OFFER OR INVITATION TO THE PUBLIC IN HONG KONG TO ACQUIRE SHARES. ACCORDINGLY, NO PERSON MAY ISSUE OR HAVE IN ITS POSSESSION FOR THE PURPOSES OF ISSUE, THIS PROSPECTUS OR ANY ADVERTISEMENT, INVITATION OR DOCUMENT RELATING TO THE SHARES, WHICH IS DIRECTED AT, OR THE CONTENTS OF WHICH ARE LIKELY TO BE ACCESSED OR READ BY, THE PUBLIC IN HONG KONG EXCEPT WHERE: (I) THE SHARES ARE ONLY INTENDED TO BE OFFERED TO “PROFESSIONAL INVESTORS” (AS SUCH TERM IS DEFINED IN THE SECURITIES AND FUTURES ORDINANCE OF HONG KONG (CAP. 571 OF THE LAWS OF HONG KONG), AS AMENDED (THE “SFO”) AND THE SUBSIDIARY LEGISLATION MADE THEREUNDER); (II) IN CIRCUMSTANCES WHICH DO NOT RESULT IN THIS PROSPECTUS BEING A “PROSPECTUS” AS DEFINED IN THE COMPANIES (WINDING UP AND MISCELLANEOUS PROVISIONS) ORDINANCE OF HONG KONG (CAP. 32 OF THE LAWS OF HONG KONG), AS AMENDED (THE “CO”); OR (III) IN CIRCUMSTANCES WHICH DO NOT CONSTITUTE AN OFFER OR AN INVITATION TO THE PUBLIC FOR THE PURPOSES OF THE SFO OR THE CO. THE OFFER OF THE SHARES IS PERSONAL TO THE PERSON TO WHOM THIS PROSPECTUS HAS BEEN DELIVERED AND A SUBSCRIPTION FOR SHARES WILL ONLY BE ACCEPTED FROM SUCH PERSON. NO PERSON TO WHOM A COPY OF THIS PROSPECTUS IS ISSUED MAY COPY, ISSUE OR DISTRIBUTE THIS PROSPECTUS IN HONG KONG, OR MAKE OR GIVE A COPY OF THIS PROSPECTUS TO ANY OTHER PERSON.