

# Factsheet

Bellevue Funds (Lux) | Share class HB EUR

Investment Company with Variable Capital (SICAV) according to Luxembourg Laws – UCITS  
Marketing document - For retail/non-qualified investors: AT, CH, DE, DK, ES, IT, LU, PT and professional investors: HK, SG(res)

## Investment focus

The fund's aim is to achieve capital growth in the long term, is actively managed and invests worldwide in companies active in the medical technology and healthcare services sector. Aim is to provide investors an attractive healthcare fund solution by investing in the entire healthcare universe with the exclusion of drug makers. Experienced sector specialists focus on profitable, liquid mid and large cap companies with an established product portfolio as well as fast growing small cap companies with leading-edge technology offering. Stock selection is based on fundamental company analysis, focusing in particular on the medical benefits and the potential savings for the healthcare system as well as the expected market potential of a company's products and services. The selection of the portfolio companies is entirely bottom up, independent of benchmark weightings. The fund takes ESG factors into consideration while implementing the aforementioned investment objectives.

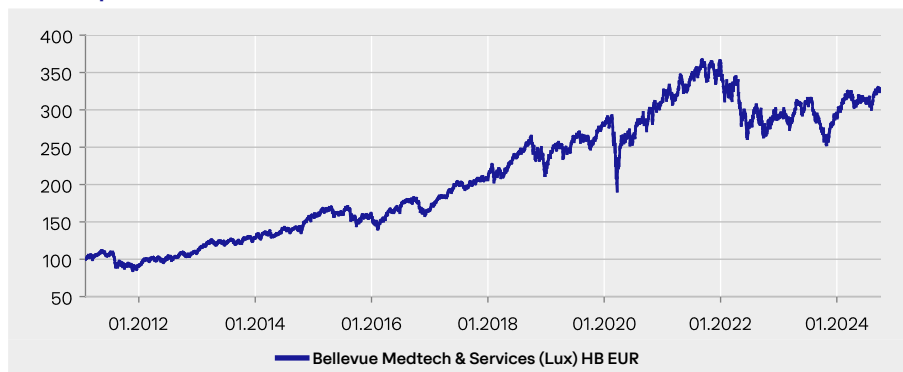
## Fund facts

NAV	501.11
Volume	EUR 1'551.9 mn
NAV-calculation	Daily "Forward Pricing"
Cut off time	15:00 CET
Distribution policy	Accumulating
Investment manager	Bellevue Asset Management AG
Custodian	CACEIS BANK, LUXEMBOURG BRANCH
Launch date	31.01.2011
Fiscal year end	30.06
Benchmark (M)	MSCI World IMI HC Equip. & Supplies
Benchmark (HC)	MSCI World Healthcare NR
ISIN code	LU0580275534
Valor	12347008
Bloomberg	BFLHHE LX
WKN	A1H652
Management fee	1.60%
Performance fee	none
Subscription fee	up to 5%
Min. investment	n.a.
Legal entity	Luxembourg UCITS V SICAV
Countries of distribution	AT, CH, DE, DK, ES, HK, IT, LU, PT, SG
EU SFDR 2019/2088	Article 8

## Key figures

Beta	0.98
Correlation	0.93
Volatility	18.3%
Tracking Error	6.65
Active Share	25.11
Sharpe Ratio	0.09
Information Ratio	0.42
Jensen's Alpha	2.79

## Indexed performance since launch



## Cumulative & annualised performance

### Cumulative

	1M	YTD	1Y	3Y	5Y	10Y	ITD
HB EUR	0.7%	11.3%	20.6%	-4.7%	27.6%	137.5%	228.7%
Medtech	n.a.	n.a.	n.a.	n.a.	n.a.	n.a.	n.a.
H'care	n.a.	n.a.	n.a.	n.a.	n.a.	n.a.	n.a.

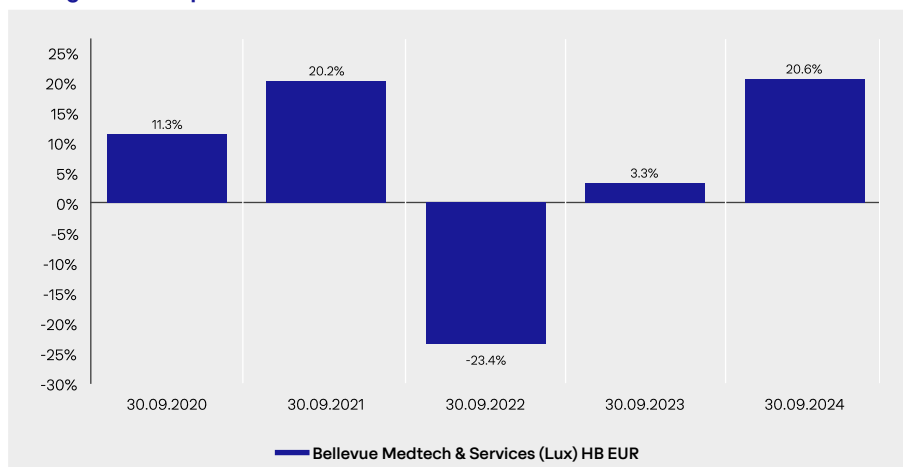
### Annualised

	1Y	3Y	5Y	10Y	ITD
HB EUR	20.6%	-1.6%	5.0%	9.0%	9.1%
Medtech	n.a.	n.a.	n.a.	n.a.	n.a.
H'care	n.a.	n.a.	n.a.	n.a.	n.a.

## Annual performance

	2019	2020	2021	2022	2023	YTD
HB EUR	23.1%	12.2%	15.4%	-19.8%	1.4%	11.3%
Medtech	n.a.	n.a.	n.a.	n.a.	n.a.	n.a.
H'care	n.a.	n.a.	n.a.	n.a.	n.a.	n.a.

## Rolling 12-month-performance



Source: Bellevue Asset Management, 30.09.2024; all figures in EUR %, total return / BVI-methodology  
**Past performance is not a reliable indicator of future results and can be misleading. As the fund is denominated in a currency that may differ than an investor's base currency, changes in the rate of exchange may have an adverse effect on prices and incomes.** Performance is shown net of fees and expenses for the relevant share class over the reference period. All performance figures reflect the reinvestment of dividends and do not take into account the commissions and costs incurred on the issue and redemption of shares, if any. Individual costs are not taken into account and would have a negative impact on the performance. With an investment amount of EUR 1,000 over an investment period of five years, the investment result in the first year would be reduced by the front-end load of up to EUR 50 (5%) as well as by additional individual custody charges. In subsequent years, the investment result would also be reduced by the individual custody account costs incurred. The reference benchmark of this class is used for performance comparison purposes only (dividend reinvested). The funds is actively managed. No benchmark is directly identical to a fund, thus the performance of a benchmark is not a reliable indicator of future performance of the fund to which it is compared. There can be no assurance that a return will be achieved or that a substantial loss of capital will not be incurred.

Benchmark performance data is not available for hedged share classes.

**Top 10 positions**

Boston Scientific		9.7%
Intuitive Surgical		9.6%
Abbott Laboratories		9.6%
Stryker		8.6%
Medtronic		4.9%
Becton Dickinson		4.6%
Alcon		4.0%
EssilorLuxottica		3.9%
Edwards Lifesciences		3.0%
GE HealthCare Technologies		2.8%
Total top 10 positions		60.8%
Total positions		44

**Sector breakdown**

Cardiology		28.5%
Surgery		11.8%
Orthopedics		11.3%
Ophthalmology		10.8%
Life Science Supply		9.2%
Imaging/Radiotherapy		5.4%
Diabetes		4.7%
Other		4.7%
Managed Care		4.0%
Hospital/Nursing H.		3.2%
Dental		2.8%
Wound Closure/Lasers /OBGY		2.8%
Cash		1.0%

**Geographic breakdown**

United States		82.4%
Switzerland		7.2%
France		3.9%
Denmark		2.4%
Germany		1.5%
Japan		1.3%
Other		0.2%
Cash		1.0%

**Market cap breakdown**

1 - 2 bn		0.4%
2 - 5 bn		3.0%
5 - 15 bn		5.3%
15 - 20 bn		8.4%
>20 bn		82.0%
Others		0.9%

**Market review**

Global stocks closed slightly higher in September (MSCI World Net Index +0.9%), as did European stocks (Euro Stoxx 50 +0.9%) and Germany’s bellwether index (Dax +2.2%). The global medtech sector (MSCI World Healthcare Equipment & Supplies +0.5%) and the Bellevue Medtech & Services (Lux) Fund (+0.1%) also closed in the green and clearly outperformed the broader healthcare sector tracked by the MSCI World Healthcare Index (-3.8%).

As could be expected, the stocks of innovative, fast-growing companies (which the Medtech & Services Fund is focused on) benefited the most from the US Federal Reserve’s rate cut. By the same token, these circumstances led to last month’s weakness in pharmaceuticals and the broader healthcare sector. Shifts in the general investment landscape like this also encourage the investment community to hunt for new, attractive investment ideas. Looking at the big picture, the Medtech & Services Fund stands to reap an outsized benefit from the current market phase.

Medtech stocks in the portfolio that are generating high sales growth, such as Insulet (+13.8%), Straumann (+10.0%), Align Technology (+6.3%), Idexx Laboratories (+4.0%), Cooper (+3.4%) and Boston Scientific (+1.6%) for example, traded higher on the US central bank’s rate cut announcement and other news. Insulet’s management made some positive remarks about the expected number of new patient additions for the second half of 2024.

Shares of portfolio company GE Healthcare (+9.7%) gained on the Chinese government’s announcement of a fiscal stimulus package.

Zimmer Biomet (-7.1%), Edwards Lifesciences (-6.5%), Dexcom (-4.2%) and Intuitive Surgical (-1.2%) detracted from portfolio performance. Zimmer Biomet disappointed investors when it trimmed its sales forecast for 2024 by about 1% because of problems stemming from a new ERP system. Edwards Lifesciences confirmed its earnings guidance for 2024 but said that earnings per share would likely be markedly lower in 2025 compared to 2024 due to the divestment of its Critical Care business. We assume the company will be able to offset some of the forecast drop in EPS by cutting costs and buying back shares.

The performance of life sciences tools companies Danaher (+2.4%) and Thermo Fisher (-0.3%) was mixed. Thermo Fisher confirmed its long-term sales guidance range of 7% to 9% but added that achieving this growth would be contingent on a full recovery of its end markets, and management made no reference as to the exact time frame here.

HCA Healthcare (+2.0%), the largest US hospital chain, made another positive contribution to the portfolio’s relative and absolute performance. Its management team mentioned at various investor conferences that business was going well.

US health insurers traded lower and Elevance (-7.2%), Centene (-5.3%), Cigna (-4.7%), Molina (-2.4%) and UnitedHealth (-1.5%) detracted from portfolio performance. It appears that there was another big increase in surgical procedure volumes at hospitals and ambulatory surgery centers in the third quarter, while the Fed’s rate cut portends somewhat returns from health insurers’ fixed-income investments in the medium term. All performance data is in EUR / B shares.

**Positioning & outlook**

At two major investor conferences, executives from several medtech companies made positive remarks about third-quarter surgical procedure volumes. We therefore expect a considerable increase in procedure volumes for the second half of 2024 and the first half of 2025, although volume growth is unlikely to accelerate any further from the H2 2024 level. The approval and subsequent launch of relevant new products will continue to bolster sales growth, too. Examples here are Abbott’s Lingo, Libre Rio, Libre 3, TriClip and AVEIR products, Boston Scientific’s Farapulse PFA system and the new da Vinci 5 surgical robot from Intuitive Surgical. We believe company pricing power in the low single-digit percentage range is still intact. Wider margins are expected thanks to the faster-than-average sales growth and the weak US dollar.


Hospitals stand to benefit from high patient volumes, higher prices, and only moderately higher labor costs. We expect health insurers to report rising premium income in the wake of solid membership growth and premium rate increases. Political risk is still relatively low and is likely to lead to only temporary volatility in the healthcare sector. We assume that the elections in November will not give either party a solid majority of seats in either chamber.

We expect our investment solution to benefit from several factors in the remaining months of this year: Rate cuts from the Fed in response to a slowdown in the US economy, attractive valuation levels, a general repositioning of investment portfolios as investors sell stocks that made strong gains in recent months, and top-quality stocks speak in favor of investing in the Bellevue Medtech & Services (Lux) Fund.

Source: Bellevue Asset Management, 30.09.2024;  
For illustrative purposes only. Holdings and allocations are subject to change. Any reference to a specific company or security does not constitute a recommendation to buy, sell, hold or directly invest in the company or securities. Where the fund is denominated in a currency other than an investor’s base currency, changes in the rate of exchange may have an adverse effect on price and income.

**Risk and return profile acc. to SRI**

The Fund’s investment objective is to generate attractive and competitive capital growth in the long term. It is therefore particularly suited to investors with an investment horizon of at least 5 years who want to selectively diversify their portfolio with investments in the medical technology sector and who are willing to accept the equity risks typical of this sector.



We have classified this product as risk class 5 on a scale of 1 to 7, where 5 corresponds to a medium-high risk class. The risk of potential losses from future performance is classified as medium-high. In the event of very adverse market conditions, it is likely that the ability to execute your redemption request will be impaired. The calculation of the risk and earnings profile is based on simulated/historical data, which cannot be used as a reliable indication of the future risk profile. The classification of the fund may change in future and does not constitute a guarantee. Even a fund classed in category 1 does not constitute a completely risk-free investment. There can be no guarantee that a return will be achieved or that a substantial loss of capital will not be incurred. The overall risk exposure may have a strong impact on any return achieved by the fund or subfund. For further information please refer to the fund prospectus or PRIIP-KID.

**Liquidity risk**

The fund may invest some of its assets in financial instruments that may in certain circumstances reach a relatively low level of liquidity, which can have an impact on the fund’s liquidity.

**Risk arising from the use of derivatives**

The fund may conclude derivatives transactions. This increases opportunities, but also involves an increased risk of loss.

**Currency risks**

The fund may invest in assets denominated in a foreign currency. Changes in the rate of exchange may have an adverse effect on prices and incomes.

**Operational risks and custody risks**

The fund is subject to risks due to operational or human errors, which can arise at the investment company, the custodian bank, a custodian or other third parties.

**Awards**



**Benefits**

- Digitalization of the healthcare sector is boosting medtech companies’ growth and earnings.
- Focusing on profitable, liquid mid and large cap companies with an established product portfolio as well as on rapidly growing small cap businesses delivering cutting-edge technology.
- Managed care profits from the privatization of the health insurance sector and lower treatment costs.
- Minimally invasive techniques gaining ground – shorter treatment times reduce healthcare costs.
- Bellevue – Healthcare pioneer since 1993 and today one of the biggest independent investors in the sector in Europe.

You can find a detailed presentation of the risks faced by this fund in the “Special Investment Risks” section of the sales prospectus.

**Management Team**



**Stefan Blum**  
Co-Lead Portfolio Manager since inception of the fund



**Marcel Fritsch**  
Co-Lead Portfolio Manager since inception of the fund

**Inherent risks**

- The fund actively invests in equities. Equities are subject to price fluctuations and so are also exposed to the risk of price losses.
- The fund invests in foreign currencies, which means a corresponding degree of currency risk against the reference currency.
- The fund may invest a proportion of its assets in financial instruments that might under certain circumstances have a relatively low level of liquidity, which can in turn affect the fund’s liquidity.
- Investing in emerging markets entails the additional risk of political and social instability.
- The fund may engage in derivatives transactions. The increased opportunities gained come with an increased risk of losses.

**Sustainability Profile – ESG**

EU SFDR 2019/2088 product category: Article 8

Exclusions:	ESG Risk Analysis:	Stewardship:
Compliance UNGC, HR, ILO	ESG-Integration	Engagement
Norms-based exclusions		Proxy Voting
Controversial weapons		

**Key Figures:**

CO <sub>2</sub> -intensity (t CO <sub>2</sub> /mn USD sales):	15.2 (Low)	Coverage:	99%
MSCI ESG Rating (AAA - CCC):	A	Coverage:	99%

Based on portfolio data as per 30.09.2024; – ESG data base on MSCI ESG Research and are for information purposes only; compliance with global norms according to the principles of UN Global Compact (UNGC), UN Guiding Principles for Business and Human Rights (HR) and standards of International Labor Organisation (ILO); no involvement in controversial weapons; norms-based exclusions based on annual revenue thresholds; ESG Integration: Sustainability risks are considered while performing stock research and portfolio construction; Stewardship: Engagement in an active and constructive dialogue with company representatives on ESG aspects as well as exercising voting rights at general meetings of shareholders. MSCI ESG Rating ranges from "leaders" (AAA-AA), "average" (A, BBB, BB) to "laggards" (B, CCC). The CO<sub>2</sub>-intensity expresses MSCI ESG Research's estimate of GHG emissions measured in tons of CO<sub>2</sub> per USD 1 million sales. The decision to invest in the promoted fund should take into account all the characteristics or objectives of the promoted fund as described in the prospectus. For further information c.f. [www.bellevue.ch/sustainability-at-portfolio-level](http://www.bellevue.ch/sustainability-at-portfolio-level).

### Important information

This marketing communication relates to Bellevue Funds (Lux) (hereinafter the “Fund”), an investment company with variable capital “société à capital variable” (SICAV) under the current version of the Law of the Grand Duchy of Luxembourg of 10 August 1915 on commercial companies (“Law of 1915”) and is authorized under Part I of the Law of 17 December 2010 relating to undertakings for collective investment (“Law of 2010”) as an undertaking for collective investment (UCITS). Bellevue Medtech & Services is a subfund of Bellevue Funds (Lux).

This marketing communication is issued by Bellevue Asset Management AG, which is an authorized asset manager subject to the supervision of the Swiss Financial Market Supervisory Authority (FINMA) and acts as an Investment Manager of the Fund. The Prospectus, statutes, the annual and half-yearly report, the share prices as well as the Key Information Document (PRIIP-KID) and further information about the Fund can be obtained free of charge in English and German from the management company of the Fund, Bellevue Asset Management AG, Seestrasse 16, CH-8700 Küsnacht, from the representative, paying, facilities and information agents mentioned below or online at [www.bellevue.ch](http://www.bellevue.ch). The Key Information Document (PRIIP-KID) is available free of charge in the languages of the countries of distribution [www.fundinfo.com](http://www.fundinfo.com).

This document is neither directed to, nor intended for distribution or use by, any person or entity who is a citizen or resident of any locality, state, country or jurisdiction where such distribution, publication, availability or use would be contrary to law or regulation. It is particularly not intended for US persons, as defined under Regulation S of the U.S. Securities Act of 1933, as amended. The information and data presented in this document are not to be considered as an offer to buy, sell or subscribe to any securities or financial instruments. The information, opinions and estimates contained in this document reflect a judgment at the original date of release and are subject to change without notice. This information pays no regard to the specific or future investment objectives, financial or tax situation or particular needs of any specific recipient and in particular tax treatment depends on individual circumstances and may be subject to change. This document is not to be relied upon in substitution for the exercise of independent judgment. Before making any investment decision, investors are recommended to ascertain if this investment is suitable for them in the light of their financial knowledge and experience, investment goals and financial situation, or to obtain specific advice from an industry professional. The details and opinions contained in this document are not to be considered as recommendation or investment advice. Every investment involves risk, especially with regard to fluctuations in value and return, and investors' capital may be at risk. If the currency of a financial product is different from your reference currency, the return can increase or decrease as a result of currency fluctuations. Past performance is no indicator for the current or future performance. The performance data are calculated without taking account of commissions and costs that result from subscriptions and redemptions. Commissions and costs have a negative impact on performance. For more information about the associated costs, please refer to the related costs and fees section of the prospectus. Any benchmarks/indices cited herein are provided for information purposes only. No benchmark/index is directly comparable to the investment objectives, strategy or universe of the subfund. The performance of a benchmark shall not be indicative of past or future performance of the subfund. Financial transactions should only be undertaken after having carefully studied the current valid prospectus and are only valid on the basis of the latest version of the prospectus and available annual and half-yearly reports. Please take note of the risk factors.

### Countries of distribution and local representatives

The Bellevue Funds (Lux) is registered and admitted for public distribution in AT, CH, DE, ES, LU, SG, DK, IT and PT. For HK the subfund has been notified to the Luxembourg Regulator.

#### Austria, Germany, Denmark, Portugal:

Facilities Agent: Zeidler Legal Process Outsourcing Ltd with address at 19-22 Lower Baggot Street, Dublin 2, D02 X658, Ireland, email: [facilities\\_agent@zeidlerlegalservices.com](mailto:facilities_agent@zeidlerlegalservices.com) (“Zeidler”) and CACEIS BANK, LUXEMBOURG BRANCH, 5, Allée Scheffer, L-2520 Luxembourg.

**Spain:** Representative: Atl Capital, Calle de Montalbán 9, ES-28014 Madrid - CNMV under the number 938

**Switzerland:** The Bellevue Funds (Lux) SICAV is registered for public offering and distribution in Switzerland with the Swiss Financial Market Supervisory Authority. Representative agent in Switzerland: Waystone Fund Services (Switzerland) SA, Avenue Villamont 17, CH-1005 Lausanne. Paying agent in Switzerland: DZ PRIVATBANK (Schweiz) AG, Münsterhof 12, P.O. Box, CH-8022 Zürich. You can obtain the sales prospectus, Key Information Document (“PRIIP-KID”), statutes and the current annual and half-yearly reports, the current share prices and further information about the fund free of charge in German from the management company Bellevue Asset Management AG, Seestrasse 16, CH-8700 Küsnacht, the representative agent in Switzerland or online at [www.bellevue.ch](http://www.bellevue.ch). In respect of the units distributed in or from Switzerland, the place of performance and jurisdiction is at the registered office of the representative agent.

The Summary of Investor Rights is available in English under: [https://www.waystone.com/wp-content/uploads/Policy/LUX/Waystone-Management-Company-\(Lux\)-SA/Waystone-Management-Company-\(Lux\)-SA-Summary-of-Investor-Rights.pdf](https://www.waystone.com/wp-content/uploads/Policy/LUX/Waystone-Management-Company-(Lux)-SA/Waystone-Management-Company-(Lux)-SA-Summary-of-Investor-Rights.pdf)

The management company may decide to withdraw the arrangements it has made for the distribution of the units of its collective investment undertakings in accordance with Article 93a of Directive 2009/65/EC and Article 32a of Directive 2011/61/EU.

© 2024 MSCI ESG Research LLC. Reproduced by permission. Although Bellevue Asset Management information providers, including without limitation, MSCI ESG Research LLC and its affiliates (the “ESG Parties”), obtain information from sources they consider reliable, none of the ESG Parties warrants or guarantees the originality, accuracy and/or completeness of any data herein. None of the ESG Parties make any express or implied warranties of any kind, and the ESG Parties hereby expressly disclaim all warranties of merit, merchantability and fitness for a particular purpose, with respect to any data herein. None of the ESG Parties shall have any liability for any errors or omissions in connection with any data herein. Further, without limiting any of the foregoing, in no event shall any of the ESG Parties have any liability for any direct, indirect, special, punitive, consequential or any other damages (including lost profits) even if notified of the possibility of such damages.

«Refinitiv Lipper Fund Awards, ©2024 Refinitiv. All rights reserved. Used under license.» The LSEG Lipper Fund Awards, granted annually, highlight funds and fund companies that have excelled in delivering consistently strong risk-adjusted performance relative to their peers. For more information, see [lipperfundawards.com](http://lipperfundawards.com). Although Refinitiv Lipper makes reasonable efforts to ensure the accuracy and reliability of the data contained herein, the accuracy is not guaranteed by Refinitiv Lipper.

The most important terms are explained in the glossary at [www.bellevue.ch/en/glossary](http://www.bellevue.ch/en/glossary).

Copyright © 2024 Bellevue Asset Management AG. All rights reserved.

**Important information****BELLEVUE FUNDS (LUX)  
PROSPECTUS SUPPLEMENT – ADDITIONAL INFORMATION FOR  
INVESTORS IN HONG KONG  
DATED NOVEMBER 2021**

This section has been prepared solely for Hong Kong investors who invest or propose to invest in Shares of Bellevue Funds (Lux) (the “Company”) in Hong Kong. Investors in Hong Kong should read this supplement in conjunction with the Prospectus for the Company (the “Prospectus”). References to the Prospectus are to be taken as references to that document as supplemented hereby. In addition, words and expressions defined in the Prospectus, unless otherwise defined below, shall bear the same meaning when used herein.

**FOR RESIDENTS OF HONG KONG**

**WARNING: THE CONTENTS OF THIS PROSPECTUS HAVE NOT BEEN REVIEWED BY ANY REGULATORY AUTHORITY IN HONG KONG. YOU ARE ADVISED TO EXERCISE CAUTION IN RELATION TO THE OFFER. IF YOU ARE IN ANY DOUBT ABOUT ANY OF THE CONTENTS OF THIS PROSPECTUS, YOU SHOULD OBTAIN INDEPENDENT PROFESSIONAL ADVICE.**

THIS PROSPECTUS DOES NOT CONSTITUTE AN OFFER OR INVITATION TO THE PUBLIC IN HONG KONG TO ACQUIRE SHARES. ACCORDINGLY, NO PERSON MAY ISSUE OR HAVE IN ITS POSSESSION FOR THE PURPOSES OF ISSUE, THIS PROSPECTUS OR ANY ADVERTISEMENT, INVITATION OR DOCUMENT RELATING TO THE SHARES, WHICH IS DIRECTED AT, OR THE CONTENTS OF WHICH ARE LIKELY TO BE ACCESSED OR READ BY, THE PUBLIC IN HONG KONG EXCEPT WHERE: (I) THE SHARES ARE ONLY INTENDED TO BE OFFERED TO “PROFESSIONAL INVESTORS” (AS SUCH TERM IS DEFINED IN THE SECURITIES AND FUTURES ORDINANCE OF HONG KONG (CAP. 571 OF THE LAWS OF HONG KONG), AS AMENDED (THE “SFO”) AND THE SUBSIDIARY LEGISLATION MADE THEREUNDER); (II) IN CIRCUMSTANCES WHICH DO NOT RESULT IN THIS PROSPECTUS BEING A “PROSPECTUS” AS DEFINED IN THE COMPANIES (WINDING UP AND MISCELLANEOUS PROVISIONS) ORDINANCE OF HONG KONG (CAP. 32 OF THE LAWS OF HONG KONG), AS AMENDED (THE “CO”); OR (III) IN CIRCUMSTANCES WHICH DO NOT CONSTITUTE AN OFFER OR AN INVITATION TO THE PUBLIC FOR THE PURPOSES OF THE SFO OR THE CO. THE OFFER OF THE SHARES IS PERSONAL TO THE PERSON TO WHOM THIS PROSPECTUS HAS BEEN DELIVERED AND A SUBSCRIPTION FOR SHARES WILL ONLY BE ACCEPTED FROM SUCH PERSON. NO PERSON TO WHOM A COPY OF THIS PROSPECTUS IS ISSUED MAY COPY, ISSUE OR DISTRIBUTE THIS PROSPECTUS IN HONG KONG, OR MAKE OR GIVE A COPY OF THIS PROSPECTUS TO ANY OTHER PERSON.