

DNCA INVEST FLEX INFLATION

INTERNATIONAL INFLATION LINKED BONDS

Investment objective

The Sub-Fund seeks to provide, over the recommended investment period of more than three years, a higher performance, net of any fees, than the Bloomberg Barclays World Govt Inflation Linked Bonds Hedged EUR (Bloomberg ticker : BCIWIE Index). Investors' attention is drawn to the fact that the management style is discretionary and integrates environmental, social/societal and governance (ESG) criteria.

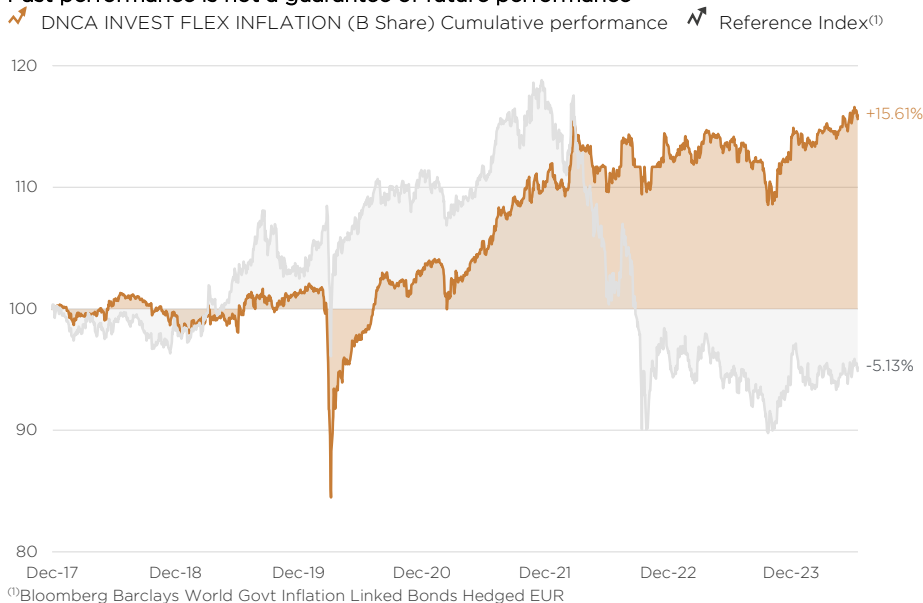
To achieve its investment objective, the investment strategy is based on active discretionary management.

Financial characteristics

| | |
|---------------------------|--------|
| NAV (€) | 115.61 |
| Net assets (€M) | 186 |
| Bloomberg liquidity score | 75.5% |
| Average modified duration | 7.60 |
| Volatility ex ante | 4.95% |
| Tracking Error ex ante | 3.26% |

Performance (from 13/12/2017 to 28/06/2024)

Past performance is not a guarantee of future performance



Annualised performances and volatilities (%)

| | 1 year | 3 years | 5 years | Since inception |
|------------------------------|--------|---------|---------|-----------------|
| B Share | +1.94 | +3.21 | +3.02 | +2.24 |
| Reference Index | +0.08 | -5.13 | -1.59 | -0.80 |
| B Share - volatility | 4.47 | 4.79 | 5.84 | 5.31 |
| Reference Index - volatility | 6.61 | 8.84 | 8.25 | 7.52 |

Cumulative performances (%)

| | 1 month | 3 months | YTD | 1 year | 3 years | 5 years |
|-----------------|---------|----------|-------|--------|---------|---------|
| B Share | +0.34 | +0.30 | +0.87 | +1.94 | +9.95 | +16.07 |
| Reference Index | +0.22 | -0.71 | -1.55 | +0.08 | -14.60 | -7.69 |

Calendar year performances (%)

| | 2023 | 2022 | 2021 | 2020 | 2019 | 2018 |
|-----------------|-------|--------|-------|-------|-------|-------|
| B Share | +2.25 | +0.37 | +7.55 | +2.53 | +3.34 | -2.24 |
| Reference Index | +2.02 | -18.94 | +4.66 | +8.34 | +5.36 | -2.62 |

The performances are calculated net of any fees by DNCA FINANCE.

Risk indicator



Lower risk

Higher risk

Synthetic risk indicator according to PRIIPS. 1 corresponds to the lowest level and 7 to the highest level.

| | 1 year | 3 years | 5 years | Since inception |
|-------------------------|--------|---------|---------|-----------------|
| Sharpe Ratio | 0.42 | 0.67 | 0.52 | 0.42 |
| Tracking error | 3.90% | 7.12% | 7.04% | 6.42% |
| Correlation coefficient | 0.82 | 0.60 | 0.55 | 0.55 |
| Information Ratio | 0.40 | 1.17 | 0.66 | 0.47 |
| Beta | 0.56 | 0.32 | 0.39 | 0.39 |

Main risks: risk of capital loss, interest-rate risk, risk relating to discretionary management, credit risk, inflation risk, counterparty risk, risk relating to investments in derivative products, risk related to exchange rate, liquidity risk, equity risk, ESG risk, sustainability risk

Exposure by modified duration

| | Fixed rate | Inflation -linked | Total | Index |
|--------------------------|--------------|-------------------|-------------|-------------|
| USA | 0.60 | 3.31 | 3.91 | 3.58 |
| Canada | -0.32 | 1.01 | 0.69 | 0.22 |
| Italy | -0.50 | 0.47 | -0.03 | 0.45 |
| Germany | -0.91 | | -0.91 | 0.23 |
| France | -1.59 | | -1.59 | 0.70 |
| Australia | | 0.68 | 0.68 | 0.08 |
| Japan | | 0.29 | 0.29 | 0.10 |
| New Zealand | | 1.10 | 1.10 | 0.04 |
| Spain | | 1.58 | 1.58 | 0.16 |
| United Kingdom | | 1.66 | 1.66 | 3.33 |
| Denmark | | | 0.00 | 0.01 |
| Sweden | | | 0.00 | 0.03 |
| Euro | -1.22 | 1.23 | 0.01 | |
| Mexico | | 0.21 | 0.21 | |
| Modified duration | -3.95 | 11.55 | 7.60 | 8.92 |

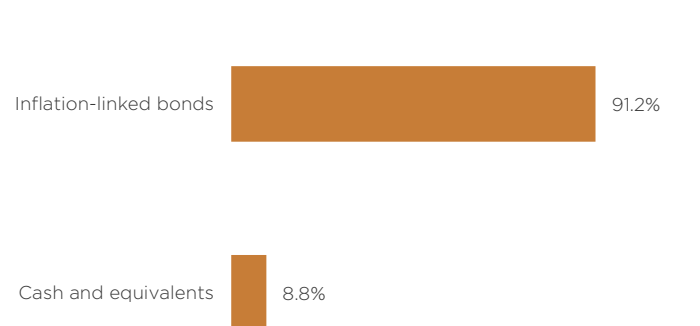
Exposure by country

| | Fixed rate | Inflation -linked | Total | Index |
|-------------------|----------------|-------------------|---------------|----------------|
| USA | 15.89% | 24.91% | 40.80% | 52.78% |
| Canada | -4.39% | 9.70% | 5.32% | 1.66% |
| Italy | -6.98% | 8.73% | 1.76% | 5.80% |
| Germany | -3.36% | | -3.36% | 2.77% |
| France | -21.11% | | -21.11% | 8.66% |
| Australia | | 6.69% | 6.69% | 1.10% |
| Japan | | 3.37% | 3.37% | 2.01% |
| New Zealand | | 9.05% | 9.05% | 0.52% |
| Spain | | 16.57% | 16.57% | 2.42% |
| United Kingdom | | 8.82% | 8.82% | 21.52% |
| Denmark | | | 0.00% | 0.16% |
| Sweden | | | 0.00% | 0.62% |
| Euro | | 13.39% | 13.39% | |
| Mexico | | 3.38% | 3.38% | |
| Exposition | -19.94% | 104.62% | 84.68% | 100.00% |

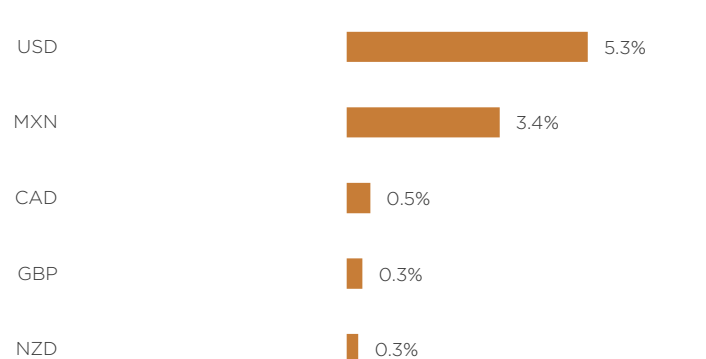
Main positions⁺

| | Weight |
|---------------------|--------|
| SPGBE1 0.7 11/30/33 | 13.52% |
| TII 0 3/4 02/15/45 | 9.98% |
| CANRRB 3 12/01/36 | 9.70% |
| UKTI 0 5/8 03/22/45 | 8.82% |
| TII 1 3/4 01/15/34 | 7.47% |

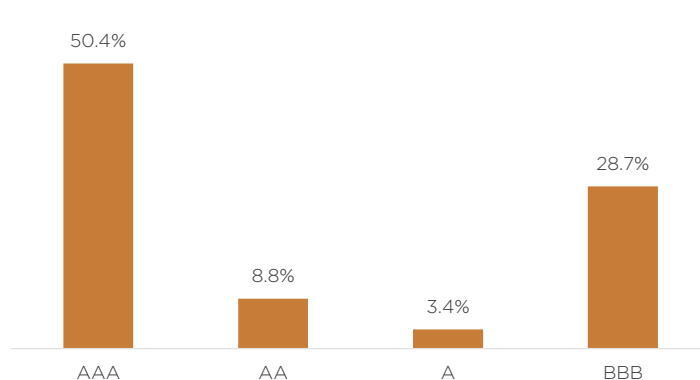
Asset class breakdown



Exposure by currency



Exposure by rating



These data are provided for guidance purposes only. The management company does not systematically and automatically use ratings issued by credit rating agencies and carry out its own credit analysis.

*The figure between brackets represents the issuer's 'responsibility' score. Please refer to the Internal Extra-financial analysis page for the analysis methodology.

Portfolio managers comments

Month after month, we are seeing more and more signs of a gradual and controlled US economic slowdown. The property market, with all its statistical components, is a perfect illustration of this environment. The situation in Europe also appears to have stabilised, but there are still major concerns about the state of the manufacturing sector in Germany, which is still facing competition from Asia and its development model.

The 'last mile' of falling inflation is still underway. There are no real surprises. Upstream, producer prices often remain in negative territory year-on-year, exerting downward pressure on goods prices. However, the rise in services prices remains tenacious, and the last few metres to the finish line look difficult and perhaps full of pitfalls.

As expected, the ECB pivoted by cutting its key rate by 25 bps. It is expected to cut rates by a further 25 bps in September, at the same time as we expect the Fed to make its first cut. As things stand, we are broadly in line with market expectations for rate cuts between now and next summer.

Since the beginning of June, political events have generated the most volatility on the financial markets. Budget revisions often reveal larger deficits than previously anticipated, and above all, election results where expectations are creating a strong climate of anxiety. In the USA, the election campaign has only just begun.

In terms of management, the sensitivity of index-linked securities to real rates remains close to its benchmark index, but the portfolio is still made up of positions hedging against the rise in nominal rates, mainly in the eurozone. This means that the eurozone, and this is the only one, is mainly exposed to rising inflation expectations. The portfolio is also still heavily under-exposed to the UK.

Text completed on 08/07/2024.



Pascal
Gilbert



François
Collet



Fabien
Georges

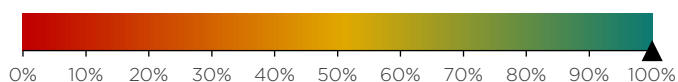


Paul
Lentz



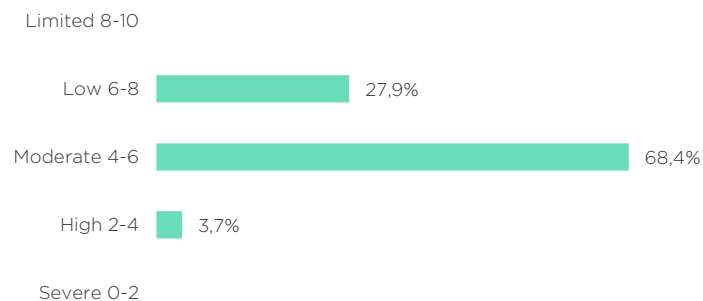
Thibault
Chrapaty

ABA coverage rate⁺ (100%)

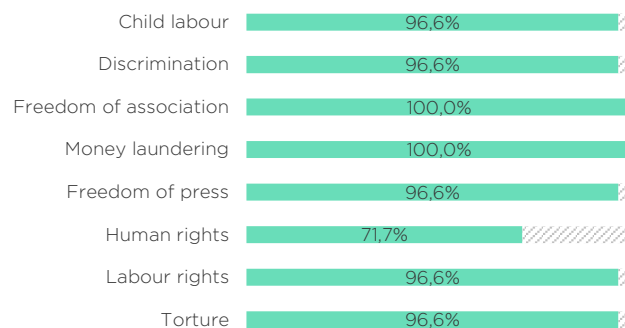


Average ESG Score: 5.3/10

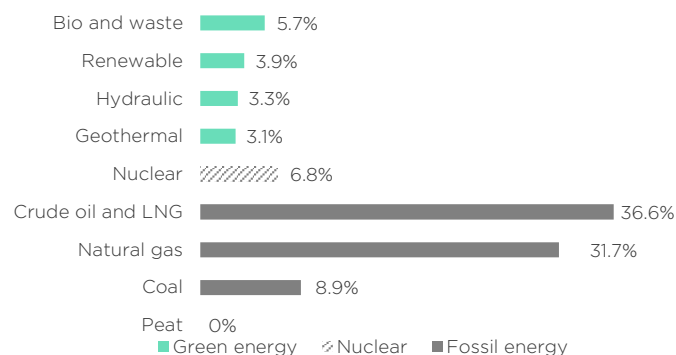
ESG risk breakdown⁽¹⁾



International norm based compliance



Energy supply mix breakdown



Carbon intensity

| | Amount |
|---|--------|
| Production intensity (tCO ₂ /M Euros Debt) | 342.6 |
| Production intensity (tCO ₂ /M Euros GDP) | 378.6 |

Sustainability engagements

| | Weight | Countries in portfolio |
|--|--------|------------------------|
| UN Paris agreement (COP 21) | 100% | 9 |
| UN biodiversity convention | 72.7% | 8 |
| Coal phase out | 89.0% | 7 |
| Signatory to the Nuclear Non-Proliferation Agreement | 100% | 9 |

Analysis methodology

We develop proprietary models based on our expertise and conviction to add tangible value in the selection of portfolio securities. DNCA's ESG analysis model, Above & Beyond Analysis (ABA), respects this principle and offers a rating that we control the entire construction. Information from companies is the main input to our rating. The methodologies for calculating ESG indicators and our responsible investor and engagement policy are available on our website [by clicking here](#).

⁽¹⁾ The rating out of 10 integrates 4 responsibility risks: governance, environmental, social and societal. Regardless of their geographical area, 15 indicators are evaluated such as democratic life, climate change, education and employment, health, living conditions, freedoms and respect for fundamental rights, inequalities...

⁽²⁾ Total energy supply means the overall supply of energy for all activities on the territory of the country, but excluding international aviation and maritime bunkers. It includes energy needs for energy transformation (including generating electricity from combustible fuels), support operations of the energy sector itself, transmission and distribution losses, final energy consumption (industry, transport, households, services, agriculture, ...) and the use of fossil fuel products for non-energy purposes (e.g. in the chemical industry). It excludes international aviation and maritime bunkers, but it might include other fuels purchased within the country that are used elsewhere (e.g. "fuel tourism" in the case of road transport).

⁺ The coverage rate measures the proportion of issuers (government bonds) taken into account in the calculation of the extra-financial indicators. This measure is calculated as a % of the fund's net assets adjusted for cash, money market instruments, derivatives and any vehicle outside the scope of "listed government bonds". The coverage rate of the portfolio and the benchmark is identical for all indicators presented.

Administrative information

Name: DNCA INVEST Flex Inflation
ISIN code (Share B): LU1694790202
SFDR classification: Art.8
Inception date: 13/12/2017
Investment horizon: Minimum 3 years
Currency: Euro
Country of domicile: Luxembourg
Legal form: SICAV
Reference Index: Bloomberg Barclays World Govt Inflation Linked Bonds Hedged EUR
Valuation frequency: Daily
Management company: DNCA Finance

Portfolio Managers:
Pascal GILBERT
François COLLET
Fabien GEORGES
Paul LENTZ
Thibault CHRAPATY

Minimum investment: None
Subscription fees: 1% max
Redemption fees: -
Management fees: 1.40%
Ongoing charges as of 30/12/2022: 1.51%
Performance fees: 20% of the positive performance net of any fees above the index: Bloomberg Barclays World Govt Inflation Linked Bonds Hedged EUR with High Water Mark

Custodian: BNP Paribas - Luxembourg Branch
Settlement: T+2
Cut off: 12:00 Luxembourg time

Legal information

This is an advertising communication. Please refer to the Fund's Prospectus and Key Information Document before making any final investment decision. This document is a promotional document for use by non-professional clients within the meaning of the MIFID II Directive. This document is a simplified presentation tool and does not constitute an offer to subscribe or investment advice. The information presented in this document is the property of DNCA Finance. It may not be distributed to third parties without the prior consent of DNCA Finance. The tax treatment depends on the situation of each, is the responsibility of the investor and remains at his expense. The Document d'Informations Clés and the Prospectus must be given to the investor, who must read them prior to any subscription. All the regulatory documents of the sub-fund are available free of charge on the website of the management company www.dnca-investments.com or on written request to dnca@dnca-investments.com or directly to the registered office of the company 19, Place Vendôme - 75001 Paris. Investments in the sub-fund entail risks, in particular the risk of loss of capital resulting in the loss of all or part of the amount initially invested. DNCA Finance may receive or pay a fee or retrocession in relation to the sub-fund(s) presented. DNCA Finance shall in no event be liable to any person for any direct, indirect or consequential loss or damage of any kind whatsoever resulting from any decision made on the basis of information contained in this document. This information is provided for information purposes only, in a simplified manner and may change over time or be modified at any time without notice.

Past performance is not a reliable indicator of future performance.

Sub-fund of DNCA INVEST Investment company with variable capital (SICAV) under Luxembourg law in the form of a Société Anonyme - domiciled at 60 Av. J.F. Kennedy - L-1855 Luxembourg. It is authorised by the Commission de Surveillance du Secteur Financier (CSSF) and subject to the provisions of Chapter 15 of the Law of 17 December 2010.

DNCA Finance is a limited partnership (Société en Commandite Simple) approved by the Autorité des Marchés Financiers (AMF) as a portfolio management company under number GP00-030 and governed by the AMF's General Regulations, its doctrine and the Monetary and Financial Code. DNCA Finance is also a Non-Independent Investment Advisor within the meaning of the MIFID II Directive. DNCA Finance - 19 Place Vendôme-75001 Paris - e-mail: dnca@dnca-investments.com - tel: +33 (0)1 58 62 55 00 - website: www.dnca-investments.com

Any complaint may be addressed, free of charge, either to your usual contact (within DNCA Finance or within a delegate of DNCA Finance), or directly to the Head of Compliance and Internal Control (RCCI) of DNCA Finance by writing to the company's head office (19 Place Vendôme, 75001 Paris, France). In the event of persistent disagreement, you may have access to mediation. The list of out-of-court dispute resolution bodies and their contact details according to your country and/or that of the service provider concerned can be freely consulted by following the link https://finance.ec.europa.eu/consumer-finance-and-payments/retail-financial-services/financial-dispute-resolution-network-fin-net/members-fin-net-country_fr.

A summary of investors' rights is available in English at the following link: <https://www.dnca-investments.com/en/regulatory-information>

This product promotes environmental or social characteristics, but does not have as its objective a sustainable investment. It might invest partially in assets that have a sustainable objective, for instance qualified as sustainable according to the EU classification.

This product is subject to sustainability risks as defined in the Regulation 2019/2088 (article 2(22)) by environmental, social or governance event or condition that, if it occurs, could cause an actual or a potential material negative impact on the value of the investment.

If the portfolio investment process can incorporate ESG approach, the portfolio's investment objective is not primarily to mitigate this risk. The sustainability risk management policy is available on the website of the Management Company.

The reference benchmark as defined in the Regulation 2019/2088 (article 2(22)) does not intend to be consistent with the environmental or social characteristics promoted by the fund.

Glossary

Beta. Measures the average extent to which a fund moves relative to the broader market. The beta of a market is 1. A fund with a beta of more than 1 moves on average to a greater extent than the market. A fund with a beta of less than 1 moves on average to a lesser extent. If beta is a minus number, it is likely that the stock and the market move in opposite directions.

Correlation coefficient. The correlation coefficient is a measure of correlation. It is used to determine the relationship between two assets over a given period. A positive coefficient means that the two assets move in the same direction. Conversely, a negative coefficient means that the assets move in the opposite direction. The correlation or decorrelation can be more or less strong and varies between -1 and 1.

Sharpe Ratio. The Sharpe ratio measures the excess return over the risk-free money rate of an asset portfolio divided by the standard deviation of that return. It is therefore a measure of the marginal return per unit of risk. It is used to measure the performance of managers with different risk policies.

Sharpe Ratio. A way of measuring the historical risk-adjusted return on an investment. It is the average previous return minus the risk-free return, divided by the standard deviation (a measure of risk that looks at the diversion of actual returns from expected returns).

Tracking error. Tracking Error is a measure of how closely an investment portfolio follows the index against which it is benchmarked. It is the difference in the return earned by a portfolio and the return earned by the benchmark against which the portfolio is constructed. For example, if a bond portfolio earns a return of 5.15% during a period when the portfolio's benchmark (say, for example, the Lehman Brothers Index) produces a return of 5.06%, the tracking error is .09%, or 9 basis points.

Additional notes

This material has been provided for information purposes only to investment service providers or other Professional Clients, Qualified or Institutional Investors and, when required by local regulation, only at their written request. This material must not be used with Retail Investors. It is the responsibility of each investment service provider to ensure that the offering or sale of fund shares or third party investment services to its clients complies with the relevant national law.

Please read the Prospectus and Key Information Document carefully before investing. If the fund is registered in your jurisdiction, these documents are also available free of charge and in the official language of the country of registration at the Natixis Investment Managers website (im.natixis.com/intl/intl-fund-documents).

To obtain a summary of investor rights in the official language of your jurisdiction, please consult the legal documentation section of the website (im.natixis.com/intl/intl-fund-documents).

- **In the E.U.:** Provided by Natixis Investment Managers International or one of its branch offices listed below. Natixis Investment Managers International is a portfolio management company authorized by the Autorité des Marchés Financiers (French Financial Markets Authority - AMF) under no. GP 90-009, and a public limited company (société anonyme) registered in the Paris Trade and Companies Register under no. 329 450 738, Registered office: 43 avenue Pierre Mendès France, 75013 Paris. Germany: Natixis Investment Managers International, Zweigniederlassung Deutschland (Registration number: HRB 129507). Registered office: Senckenberganlage 21, 60325 Frankfurt am Main. Italy: Natixis Investment Managers International Succursale Italiana (Registration number: MI-2637562). Registered office: Via San Clemente 1, 20122 Milan, Italy. Netherlands: Natixis Investment Managers International, Dutch branch (Registration number: 000050438298), Registered office: Stadsplateau 7, 3521AZ Utrecht, the Netherlands. Spain: Natixis Investment Managers International S.A., Sucursal en España (Registration number: NIF W0232616C), Registered office: Serrano nº90, 6th Floor, 28006 Madrid, Spain. Luxembourg: Natixis Investment Managers International, Luxembourg branch (Registration number: B283713), Registered office: 2, rue Jean Monnet, L-2180 Luxembourg, Grand Duchy of Luxembourg. Belgium: Natixis Investment Managers International, Belgian branch (Registration number: 1006.931.462), Gare Maritime, Rue Picard 7, Bte 100, 1000 Bruxelles, Belgium.
- **In Switzerland:** Provided for information purposes only by Natixis Investment Managers, Switzerland Sàrl (Registration number: CHE-114.271.882), Rue du Vieux Collège 10, 1204 Geneva, Switzerland or its representative office in Zurich, Schweizergasse 6, 8001 Zürich.
- **In the British Isles:** Provided by Natixis Investment Managers UK Limited which is authorised and regulated by the UK Financial Conduct Authority (FCA firm reference no. 190258) - registered office: Natixis Investment Managers UK Limited, Level 4, Cannon Bridge House, 25 Dowgate Hill, London, EC4R 2YA. When permitted, the distribution of this material is intended to be made to persons as described as follows: **in the United Kingdom:** this material is intended to be communicated to and/or directed at investment professionals and professional investors only; **in Ireland:** this material is intended to be communicated to and/or directed at professional investors only; **in Guernsey:** this material is intended to be communicated to and/or directed at only financial services providers which hold a license from the Guernsey Financial Services Commission; **in Jersey:** this material is intended to be communicated to and/or directed at professional investors only; **in the Isle of Man:** this material is intended to be communicated to and/or directed at only financial services providers which hold a license from the Isle of Man Financial Services Authority or insurers authorised under section 8 of the Insurance Act 2008.
- **In the DIFC:** Provided in and from the DIFC financial district by Natixis Investment Managers Middle East (DIFC Branch) which is regulated by the DFSA. Related financial products or services are only available to persons who have sufficient financial experience and understanding to participate in financial markets within the DIFC and qualify as Professional Clients or Market Counterparties as defined by the DFSA. No other Person should act upon this material. Registered office: Unit L10-02, Level 10, JCD Brookfield Place, DIFC, PO Box 506752, Dubai, United Arab Emirates.
- **In Taiwan:** Provided by Natixis Investment Managers Securities Investment Consulting (Taipei) Co., Ltd., a Securities Investment Consulting Enterprise regulated by the Financial Supervisory Commission of the R.O.C. Registered address: 34F., No. 68, Sec. 5, Zhongxiao East Road, Xinyi Dist., Taipei City 1065, Taiwan (R.O.C.), license number 2020 FSC SICE No. 025, Tel. +886 2 8789 2788.
- **In Singapore:** Provided by Natixis Investment Managers Singapore Limited (NIM Singapore) having office at 5 Shenton Way, #22-05/06, UIC Building, Singapore 068808 (Company Registration No. 199801044D) to distributors and qualified investors for information purpose only. NIM Singapore is regulated by the Monetary Authority of Singapore under a Capital Markets Services Licence to conduct fund management activities and is an exempt financial adviser. Mirova Division (Business Name Registration No.: 53431077W) and Ostrum Division (Business Name Registration No.: 53463468X) are part of NIM Singapore and are not separate legal entities. This advertisement or publication has not been reviewed by the Monetary Authority of Singapore.
- **In Hong Kong:** Provided by Natixis Investment Managers Hong Kong Limited to professional investors for information purpose only.
- **In Australia:** Provided by Natixis Investment Managers Australia Pty Limited (ABN 60 088 786 289) (AFSL No. 246830) and is intended for the general information of financial advisers and wholesale clients only.
- **In New Zealand:** This document is intended for the general information of New Zealand wholesale investors only and does not constitute financial advice. This is not a regulated offer for the purposes of the Financial Markets Conduct Act 2013 (FMCA) and is only available to New Zealand investors who have certified that they meet the requirements in the FMCA for wholesale investors. Natixis Investment Managers Australia Pty Limited is not a registered financial service provider in New Zealand.
- **In Colombia:** Provided by Natixis Investment Managers International Oficina de Representación (Colombia) to professional clients for informational purposes only as permitted under Decree 2555 of 2010. Any products, services or investments referred to herein are rendered exclusively outside of Colombia. This material does not constitute a public offering in Colombia and is addressed to less than 100 specifically identified investors.
- **In Latin America:** Provided by Natixis Investment Managers International.
- **In Chile:** Esta oferta privada se inicia el día de la fecha de la presente comunicación. La presente oferta se acoge a la Norma de Carácter General N° 336 de la Superintendencia de Valores y Seguros de Chile. La presente oferta versa sobre valores no inscritos en el Registro de Valores o en el Registro de Valores Extranjeros que lleva la Superintendencia de Valores y Seguros, por lo que los valores sobre los cuales ésta versa, no están sujetos a su fiscalización. Que por tratarse de valores no inscritos, no existe la obligación por parte del emisor de entregar en Chile información pública respecto de estos valores. Estos valores no podrán ser objeto de oferta pública mientras no sean inscritos en el Registro de Valores correspondiente.
- **In Mexico:** Provided by Natixis IM Mexico, S. de R.L. de C.V., which is not a regulated financial entity, securities intermediary, or an investment manager in terms of the Mexican Securities Market Law (Ley del Mercado de Valores) and is not registered with the Comisión Nacional Bancaria y de Valores (CNBV) or any other Mexican authority. Any products, services or investments referred to herein that require authorization or license are rendered exclusively outside of Mexico. While shares of certain ETFs may be listed in the Sistema Internacional de Cotizaciones (SIC), such listing does not represent a public offering of securities in Mexico, and therefore the accuracy of this information has not been confirmed by the CNBV. Natixis Investment Managers is an entity organized under the laws of France and is not authorized by or registered with the CNBV or any other Mexican authority. Any reference contained herein to "Investment Managers" is made to Natixis Investment Managers and/or any of its investment management subsidiaries, which are also not authorized by or registered with the CNBV or any other Mexican authority.
- **In Uruguay:** Provided by Natixis Investment Managers Uruguay S.A., a duly registered investment advisor, authorised and supervised by the Central Bank of Uruguay. Office: San Lucar 1491, Montevideo, Uruguay, CP 11500. The sale or offer of any units of a fund qualifies as a private placement pursuant to section 2 of Uruguayan law 18.627.
- **In Brazil:** Provided to a specific identified investment professional for information purposes only by Natixis Investment Managers International. This communication cannot be distributed other than to the identified addressee. Further, this communication should not be construed as a public offer of any securities or any related financial instruments. Natixis Investment Managers International is a portfolio management company authorized by the Autorité des Marchés Financiers (French Financial Markets Authority - AMF) under no. GP 90-009, and a public limited company (société anonyme) registered in the Paris Trade and Companies Register under no. 329 450 738. Registered office: 43 avenue Pierre Mendès France, 75013 Paris.

The above referenced entities are business development units of Natixis Investment Managers, the holding company of a diverse line-up of specialised investment management and distribution entities worldwide. The investment management subsidiaries of Natixis Investment Managers conduct any regulated activities only in and from the jurisdictions in which they are licensed or authorised. Their services and the products they manage are not available to all investors in all jurisdictions.

Although Natixis Investment Managers believes the information provided in this material to be reliable, including that from third party sources, it does not guarantee the accuracy, adequacy, or completeness of such information. May not be redistributed, published, or reproduced, in whole or in part.

Investors should consider the investment objectives, risks and expenses of any investment carefully before investing. The analyses, opinions, and certain of the investment themes and processes referenced herein represent the views of the portfolio manager(s) as of the date indicated. These, as well as the portfolio holdings and characteristics shown, are subject to change. There can be no assurance that developments will transpire as may be forecasted in this material. The analyses and opinions expressed by external third parties are independent and does not necessarily reflect those of Natixis Investment Managers. Although Natixis Investment Managers believes the information provided in this material to be reliable, including that from third party sources, it does not guarantee the accuracy, adequacy, or completeness of such information. May not be redistributed, published, or reproduced, in whole or in part. Amounts shown are expressed in USD unless otherwise indicated. Natixis Investment Managers may decide to terminate its marketing arrangements for this fund in accordance with the relevant legislation.