

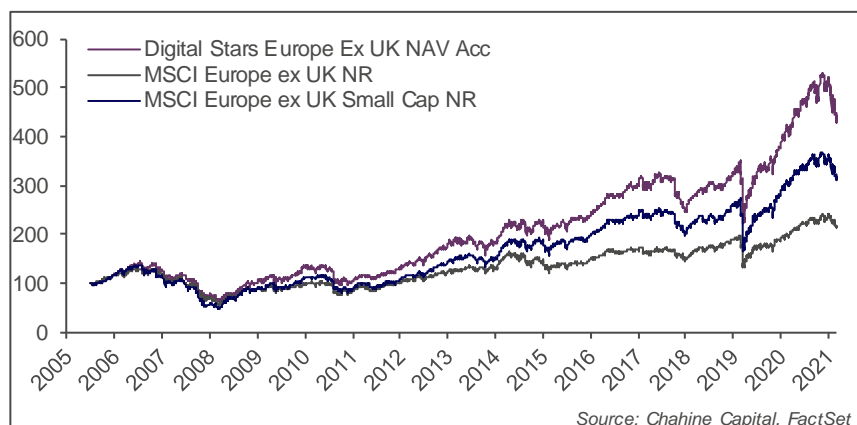


Monthly update

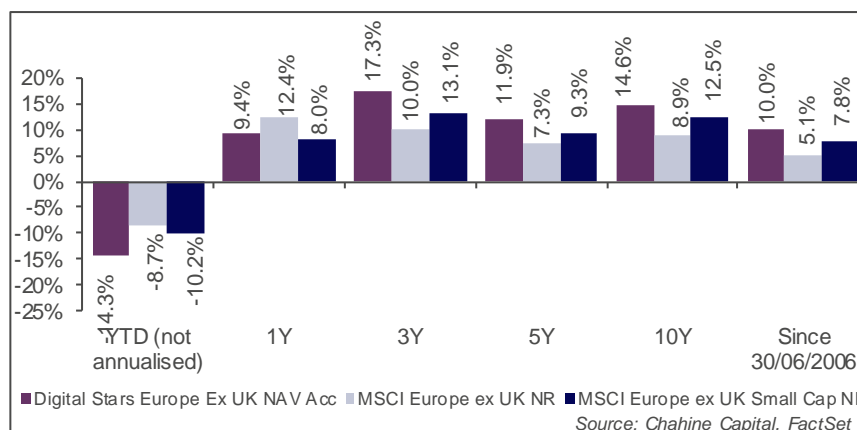
The beginning of 2022 will long remain engraved in our memories. It is indeed rare that such a succession of events can be observed during such a short period. While January saw yields rise sharply in anticipation of monetary normalisation, causing the second most powerful style rotation (in favour of value) observed since 2003, the Russian invasion of Ukraine suddenly reshuffled the deck. Against this backdrop, equity indices fell (MSCI Europe NR -3.0%, MSCI USA NR -3.0%) and the rotation in favour of cyclical sectors was interrupted. Even if it is risky to anticipate the evolution of the conflict at this stage, it is important to take stock of the fundamental situation of the indices in the event that an exit door is found. The risk premium on European equities stands at 6.9%, a very generous level compared to the 20-year historical average of 5.0%. Furthermore, central banks are now obliged to postpone monetary normalisation and the 0.50% easing in the German 2-year yield shows that investors are not mistaken. Finally, important decennial technical supports such as the 2000 and 2007 highs in Europe are now very close, which in theory argues for a strengthening of the asset class at these levels in a medium/long term perspective.

In this difficult environment, Digital Stars funds ended February 2022 down. As bond yields continued to rise at the beginning of the month, growth stocks suffered again. The Russian invasion of Ukraine had a negative impact on the financial and industrial sectors, while the energy and commodities sectors surged. Interest rates then fell sharply at the end of the month. **Digital Stars Europe Ex-UK Acc ended February at -5.4% compared to -4.1% for the MSCI Europe ex UK NR.** More generally, in the 23-year history of Digital Stars Europe Ex-UK, each rolling 5-year period has seen such a short term relative drawdown. The fund has then adjusted and closed the gap, strictly following the quantitative model.

COMPARISON WITH MAJOR INDICES (IN EUR)



ANNUALISED RETURNS AS OF 28/02/2022



PROFILE

A diversified portfolio, within the all-cap universe with a purely quantitative management style. The investment universe embraces approximately 1300 stocks originating in the European Union (United Kingdom excluded), Switzerland and Norway. The minimum capitalisation of the stock selected is €100m.

The rebalancing carried out in February was heavily influenced by the sector rotation in January and the crisis in Ukraine. The strongest momentums were the stocks that passed these two periods favourably. The model has therefore mainly included basic materials stocks and to a lesser extent shipping and defensive stocks. We continue to exit growth stocks and have stopped the integration of financials. Digital Stars Europe Ex-UK remains overweight in Industrials, Technology and Financials and becomes overweight in Basic Materials. The fund is underweight in food and utilities. Germany is the largest country weight at 16.8%, followed by Switzerland at 13.7%.

OBJECTIVE

Achieve long-term appreciation of its capital and outperform the broad European markets (ex UK), through the experienced usage of a sophisticated and proprietary quantitative model to identify the "Stars" performers.

FUND FACTS

Launch: 30.06.2006
Profile: All-Cap
Currency: EUR
Benchmark: MSCI Europe ex UK NR
AuM: € 565.1 m
Eligible to the French PEA
SFDR: Article 8

Share Classes:

Acc:	LU0259626645	DFXUKAC LX
Acc1:	LU1731919871	DFXUA1E LX
Acc2:	LU1731919954	DFSEI1E LX
GBP:	LU0259626991	DFXUKGB LX
R:	LU0323041847	DISEEDF LX
D:	LU2133218540	DISEEDE LX
DI:	LU2376120270	DISEEAA LX
I:	LU0997310957	DFXUKIA LX
I2:	LU2356426036	DISEEIE LX
I USD H:	LU2354266509	DISEEDA LX
P:	LU2005655092	DGSEXUP LX

Mgt. Fees: 1.5%, (P: 2.2%, Acc1: 1.25%
R: 2%, I,DI: max 1%
Acc2,I2, I USD H : 1%)

Perf. Fees: 15% (P,R: 20%) of the
surperformance vs index

Valorisation: Daily
Cut-off: 3pm, Luxembourg time

TOP HOLDINGS AND BEST CONTRIBUTORS (28/02/2022)

Top positions	Weights	Top contributors	1 Month perf	1 month contribution
Eramet SA	2.44%	Eramet SA	29.7%	0.54%
Hapag-Lloyd AG	2.08%	VERBIO Vereinigte BioEnerg	26.8%	0.31%
ASM International N.V.	2.04%	Aker Solutions ASA	21.8%	0.24%
Aker Solutions ASA	1.79%	K+S AG	14.9%	0.09%
MPC Container Ships ASA	1.78%	Kloeckner & Co SE	22.8%	0.08%

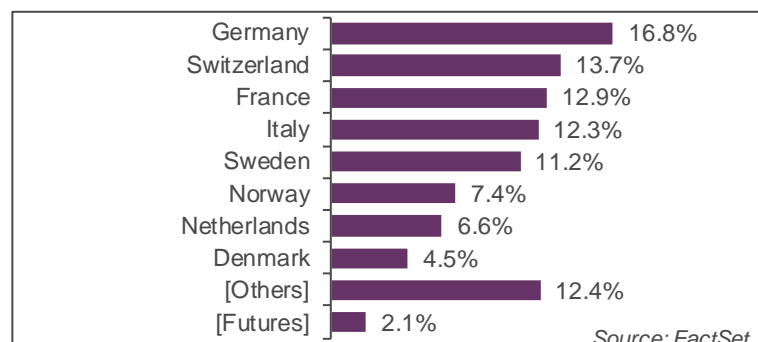
Source: FactSet

PERFORMANCE ATTRIBUTION (EXCL. FEES) - FEBRUARY 2022

From 31/01/2022 to 28/02/2022	Average Weight	Total Return	Contribution To Return
Total	100.00	-5.21	-5.21
Energy	4.1	15.89	0.61
Materials	8.9	5.76	0.47
Communication Services	1.1	0.20	-0.01
Consumer Staples	1.0	-6.97	-0.07
Utilities	1.3	-7.16	-0.09
[Futures]	1.8	-5.21	-0.09
Real Estate	2.5	-11.01	-0.28
Health Care	10.5	-3.35	-0.35
Consumer Discretionary	7.4	-9.15	-0.67
Information Technology	15.0	-5.77	-0.80
Industrials	25.0	-5.85	-1.49
Financials	21.4	-10.60	-2.46

Source: FactSet

COUNTRY BREAKDOWN (28/02/2022)



Source: FactSet

CALENDAR RETURNS

28/02/2022	2022	2021	2020	2019	2018	2017	2016	2015	2014	2013	2012	Since Inception
Digital Stars Europe Ex UK NAV Acc	-14.3%	+33.9%	+20.2%	+30.1%	-17.2%	+25.0%	+5.0%	+24.7%	+3.6%	+37.1%	+22.4%	+345.6%
MSCI Europe ex UK NR	-8.7%	+24.4%	+1.7%	+27.1%	-10.9%	+11.4%	+2.4%	+10.7%	+6.4%	+22.1%	+19.4%	+118.6%
MSCI Europe ex UK Small Cap NR	-10.2%	+24.6%	+11.7%	+28.5%	-15.8%	+20.3%	+5.5%	+25.0%	+5.9%	+33.5%	+22.8%	+224.1%

Inception date : 30/06/2006

Source: Chahine Capital, FactSet

STRUCTURE AND MANAGEMENT

Fund Managers: Julien Bernier
Aymar de Léotoing

Location: Luxembourg

Man. Company: J. Chahine Capital, a Luxembourg-based CSSF-regulated Asset Management Company

Legal form: Sub-Fund of DIGITAL FUNDS, a Luxembourg-based SICAV under Part I of the Luxembourg Law of December 20, 2002.

Custodian: UBS Europe SE (Lux. branch)
Transfer Agent: Northern Trust Global Services
Administration: Northern Trust Global Services
Auditor: PwC Luxembourg

Registration: Austria, Belgium, France, Germany, Italy, Luxembourg, Netherland, Spain, Sweden, Switzerland, United Kingdom

KEY FIGURES (28/02/2022)

VNI (Acc):	€ 445.62
VNI (Acc1):	€ 147.79
VNI (Acc2):	€ 150.56
VNI (GBP):	£ 537.29
VNI (R):	€ 93.99
VNI (D):	€ 171.15
VNI (DI):	€ 87.27
VNI (I):	€ 277.83
VNI (I2):	€ 94.33
VNI (I USD H):	\$ 95.08
VNI (P):	€ 141.89

Risk statistics	1Y	3Y
Beta vs. Benchmark	1.35	1.01
Volatility	20.1%	20.7%
Sharpe Ratio	0.47	0.84

Source: FactSet

SRRI (Acc Share): 6

Median Market Capitalisation: € 3,906 M
Median % of Market Volume: 24.5%
% Small Caps (< EUR2Bio): 21.2%
% Mid Caps (EUR [2Bio; 5Bio]): 30.8%
% Large Caps (>EUR 5Bio): 48.0%

Find out more about the funds DIGITAL FUNDS on our website.

chahinecapital.com



Important information: Digital Funds Stars Europe Ex-UK is a sub-fund of Digital Funds, a SICAV incorporated under Luxembourg law, authorised in Luxembourg and regulated by the Luxembourg supervisory authority Commission de Surveillance du Secteur Financier (CSSF). The Fund complies with the requirements of the UCITS Directive 2009/65/EC. Investors are invited to carefully read the risk warnings and the regulations set out in the prospectus and/or in any appendices thereto, applicable in the country of distribution, and to seek professional counsel from their financial, legal and tax advisors. Information about DIGITAL FUNDS, its sub-funds and classes, the latest prospectus, annual and semi-annual reports, can be obtained free of charge, in English, French, German and Italian from the Central Administrator, the Custodian Bank or online at www.chahinecapital.com. The Fund's prospectus for Switzerland, the Key Investor information's, constitutive documents and annual and semi-annual financial reports can be obtained free of charge from the Fund representative in Switzerland, Carnegie Fund Services S.A., 11, rue du Général-Dufour, 1204 Genève, Suisse, Tel. +41 22 705 11 77, www.carnegie-fund-services.ch. The paying agent in Switzerland is UBS Switzerland AG, Bahnhofstrasse 45, 8001 Zürich. The Fund's centralizing agent in France is RBC Investors Services France. This document is confidential and is intended only for the use of the person to whom it was delivered; it may not be reproduced or distributed. The present document constitutes neither an offer nor a solicitation to subscribe for shares in the funds in any jurisdiction where such an offer or solicitation would not be authorised, or to any person to whom it would be unlawful to make such an offer or invitation. J.Chahine Capital is authorised in Luxembourg and regulated by the CSSF. The future performance of an investment cannot be deduced from previous market value, i.e. the value of an investment may fall as well as rise. An investment may also lose value due to changes in rates of foreign exchange. J.Chahine Capital cannot guarantee that any capital invested will maintain or increase in value.