

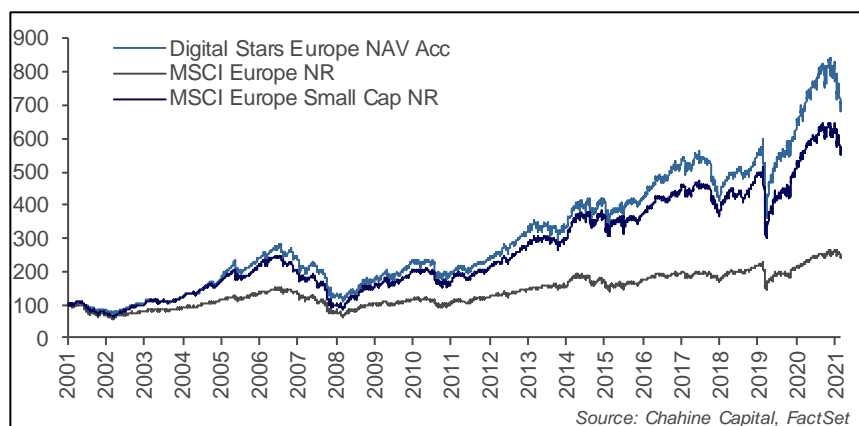


Monthly update

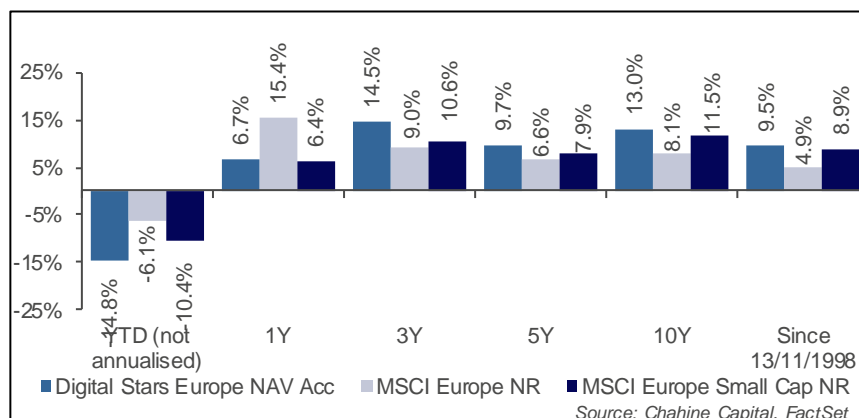
The beginning of 2022 will long remain engraved in our memories. It is indeed rare that such a succession of events can be observed during such a short period. While January saw yields rise sharply in anticipation of monetary normalisation, causing the second most powerful style rotation (in favour of value) observed since 2003, the Russian invasion of Ukraine suddenly reshuffled the deck. Against this backdrop, equity indices fell (MSCI Europe NR -3.0%, MSCI USA NR -3.0%) and the rotation in favour of cyclical sectors was interrupted. Even if it is risky to anticipate the evolution of the conflict at this stage, it is important to take stock of the fundamental situation of the indices in the event that an exit door is found. The risk premium on European equities stands at 6.9%, a very generous level compared to the 20-year historical average of 5.0%. Furthermore, central banks are now obliged to postpone monetary normalisation and the 0.50% easing in the German 2-year yield shows that investors are not mistaken. Finally, important decennial technical supports such as the 2000 and 2007 highs in Europe are now very close, which in theory argues for a strengthening of the asset class at these levels in a medium/long term perspective.

In this difficult environment, Digital Stars funds ended February 2022 down. As bond yields continued to rise at the beginning of the month, growth stocks suffered again. The Russian invasion of Ukraine had a negative impact on the financial and industrial sectors, while the energy and commodities sectors surged. Interest rates then fell sharply at the end of the month. **The monthly performance of Digital Stars Europe Acc is -5.2%, compared to -3% for the MSCI Europe NR.** The relative drawdown of the fund is similar to what it experienced in 2014 and 2018. More generally, in the 23-year history of Digital Stars Europe, each rolling 5-year period has seen such a short term relative drawdown. The fund has then adjusted and closed the gap, strictly following the quantitative model.

COMPARISON WITH MAJOR INDICES (IN EUR)



ANNUALISED RETURNS AS OF 28/02/2022



PROFILE

A diversified portfolio, within the all-cap universe with a purely quantitative management style. The investment universe embraces approximately 1700 stocks originating in the European Union, the United Kingdom, Switzerland and Norway. The minimum capitalisation of the stocks selected is €100m.

The rebalancing carried out in February was heavily influenced by the sector rotation in January and the crisis in Ukraine. The strongest momentums were the stocks that passed these two periods favourably. The model has therefore mainly included basic materials stocks and to a lesser extent utilities and defensive stocks. We continue to exit growth stocks and have stopped the integration of financials. Digital Stars Europe remains overweight in Industrials, Technology and Financials and is now overweight in Basic Materials. The fund is underweight in Food and Utilities. The UK remains the largest weighting at 18.7%, ahead of Germany at 13.4% and Italy at 12.2%.

OBJECTIVE

Achieve long-term appreciation of its capital and outperform the broad European markets, through the experienced usage of a sophisticated and proprietary quantitative model to identify the "Stars" performers.

FUND FACTS

Launch: 13.11.1998
Profile: All-Cap
Currency: EUR
Benchmark: MSCI Europe NR
AuM: € 900.6 m
SFDR: Article 8

Share Classes:

Acc:	LU0090784017	BILDSCE LX
Acc1:	LU1731919103	DFSED1E LX
Acc2:	LU2098777084	DIFSE2E LX
GBP:	LU0259627379	DFSEGBP LX
USD:	LU0274905818	DFSEUSD LX
R:	LU0323041763	DFSTARR LX
D:	LU0905713201	DFSTARD LX
D1:	LU1731919525	DFSED1E LX
I:	LU1506569661	DFSTAIE LX
I1:	LU2211665745	DIFSE1I LX
I USD:	LU2049410926	DIFSEIU LX
P:	LU2005654798	DGSTEUP LX

Mgt. Fees: 1.5%, (R: 2%, P: 2.2%, I/I/I USD/D1/Acc2: 1%, Acc1: 1.25%)

Perf. Fees: 15% of the outperformance vs index (R/P CI : 20%)

Valuation Date: Daily

Cut-off: 3pm, Luxembourg time

**TOP HOLDINGS AND BEST CONTRIBUTORS
(28/02/2022)**

Top positions	Weights	Top contributors	1 Month perf	1 month contribution
MPC Container Ships ASA	1.89%	K+S AG	37.1%	0.25%
ASM International N.V.	1.80%	Aker Solutions ASA	21.8%	0.23%
Aker Solutions ASA	1.71%	Eramet SA	29.7%	0.20%
Getinge AB Class B	1.60%	Salzgitter AG	30.7%	0.12%
Hapag-Lloyd AG	1.58%	VERBIO Vereinigte BioEnerg	26.8%	0.11%

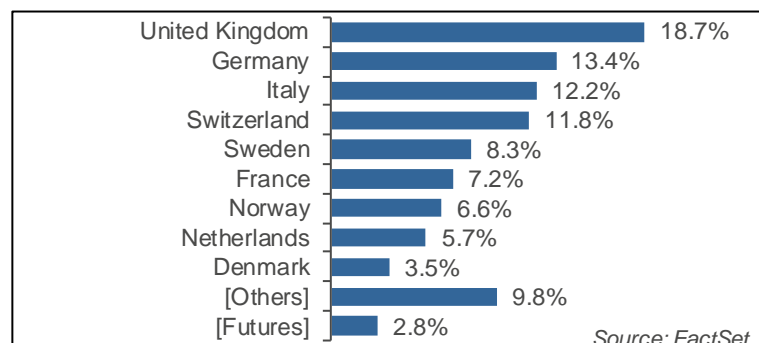
Source: FactSet

**PERFORMANCE ATTRIBUTION (EXCL. FEES) -
FEBRUARY 2022**

From 31/01/2022 to 28/02/2022	Average Weight	Total Return	Contribution To Return
Total	100.0	-5.02	-5.02
Energy	3.1	15.29	0.47
Materials	7.2	6.21	0.45
Utilities	2.3	1.43	0.03
Consumer Staples	1.4	-7.04	-0.10
Real Estate	2.4	-11.66	-0.28
Communication Services	3.8	-8.94	-0.34
Health Care	11.3	-4.46	-0.50
Information Technology	12.6	-4.55	-0.57
Consumer Discretionary	7.7	-9.76	-0.75
Industrials	23.4	-5.28	-1.24
Financials	21.9	-9.36	-2.05
[Futures]	3.0	-5.04	-0.15

Source: FactSet

COUNTRY BREAKDOWN (28/02/2022)



Source: FactSet

CALENDAR RETURNS

28/02/2022	2022	2021	2020	2019	2018	2017	2016	2015	2014	2013	2012	Since Inception
Digital Stars Europe NAV Acc	-14.8%	+30.7%	+15.6%	+31.4%	-19.5%	+23.7%	+0.7%	+24.7%	+3.5%	+36.0%	+22.7%	+729.8%
MSCI Europe NR	-6.1%	+25.1%	-3.3%	+26.0%	-10.6%	+10.2%	+2.6%	+8.2%	+6.8%	+19.8%	+17.3%	+204.6%
MSCI Europe Small Cap NR	-10.4%	+23.8%	+4.6%	+31.4%	-15.9%	+19.0%	+0.9%	+23.5%	+6.5%	+33.4%	+27.0%	+629.6%

Inception date: 13/11/1998

Source: Chahine Capital, FactSet

STRUCTURE AND MANAGEMENT

Fund Managers: Julien Bernier
Aymar de Léotoing

Location: Luxembourg

Man. Company: J. Chahine Capital, a Luxembourg-based CSSF-regulated AM Company

Legal form: Sub-Fund of DIGITAL FUNDS, a Luxembourg-based SICAV under Part I of the Luxembourg Law of December 20, 2002.

Custodian: UBS Europe SE (Lux. branch)

Transfer Agent: Northern Trust Global Services

Administration: Northern Trust Global Services

Auditor: PwC Luxembourg

Registration: Austria, Belgium, France, Germany, Italy, Luxembourg, Netherland, Spain, Sweden, Switzerland, UK

KEY FIGURES (28/02/2022)

VNI (Acc):	€ 1,265.02
VNI (Acc1):	€ 135.76
VNI (Acc2):	€ 126.50
VNI (GBP):	£ 452.99
VNI (USD):	\$ 307.48
VNI (R):	€ 258.73
VNI (D):	€ 230.19
VNI (D1):	€ 129.34
VNI (I):	€ 172.90
VNI (I1):	€ 126.87
VNI (I USD):	\$ 150.63
VNI (P):	€ 134.65

Risk statistics	1Y	3Y
Beta vs. Benchmark	1.37	0.97
Volatility	19.4%	20.9%
Sharpe Ratio	0.35	0.69

Source: FactSet

SRR1 (Acc Class) : 6

Median Market Capitalisation: € 4,040 M

Median % of Market Volume: 33.1%

% Small Caps (< EUR2Bio): 20.5%

% Mid Caps (EUR [2Bio; 5Bio]): 29.9%

% Large Caps (>EUR 5Bio): 49.6%

Find out more about the funds DIGITAL FUNDS on our website.

chahinecapital.com



Important information: Digital Funds Stars Europe is a sub-fund of Digital Funds, a SICAV incorporated under Luxembourg law, authorised in Luxembourg and regulated by the Luxembourg supervisory authority Commission de Surveillance du Secteur Financier (CSSF). The Fund complies with the requirements of the UCITS Directive 2009/65/EC. Investors are invited to carefully read the risk warnings and the regulations set out in the prospectus and/or in any appendices thereto, applicable in the country of distribution, and to seek professional counsel from their financial, legal and tax advisors. Information about DIGITAL FUNDS, its sub-funds and classes, the latest prospectus, annual and semi-annual reports, can be obtained free of charge, in English, French, German and Italian from the Central Administrator, the Custodian Bank or online at www.chahinecapital.com. The Fund's prospectus for Switzerland, the Key Investor information's, constitutive documents and annual and semi-annual financial reports can be obtained free of charge from the Fund representative in Switzerland, Carnegie Fund Services S.A., 11, rue du Général-Dufour, 1204 Genève, Suisse, Tel. +41 22 705 11 77, www.carnegie-fund-services.ch. The paying agent in Switzerland is UBS Switzerland AG, Bahnhofstrasse 45, 8001 Zürich. The Fund's centralizing agent in France is RBC Investors Services France. This document is confidential and is intended only for the use of the person to whom it was delivered; it may not be reproduced or distributed. The present document constitutes neither an offer nor a solicitation to subscribe for shares in the funds in any jurisdiction where such an offer or solicitation would not be authorised, or to any person to whom it would be unlawful to make such an offer or invitation. J.Chahine Capital is authorised in Luxembourg and regulated by the CSSF. The future performance of an investment cannot be deduced from previous market value, i.e. the value of an investment may fall as well as rise. An investment may also lose value due to changes in rates of foreign exchange. J.Chahine Capital cannot guarantee that any capital invested will maintain or increase in value.