

# Monthly report BKB Investment Solution – Sustainable Equities (CHF) V

## Fund description

The fund invests the fund assets mainly in other collective investment schemes that in turn invest mostly in assets denominated in Swiss francs. The sustainable Investment Solution will include traditional figures as well as environmental and social criteria in the investment decision.

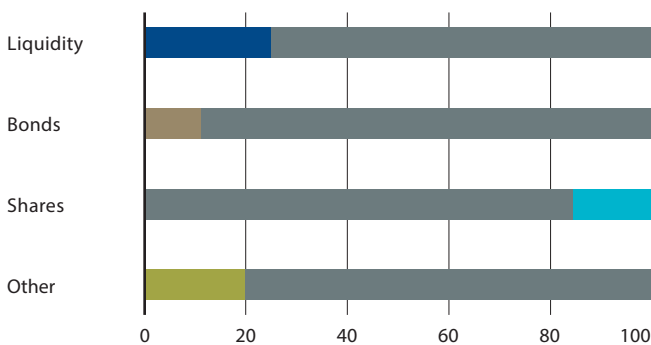
The investment goal of the BKB Sustainable Equities Investment Solution is primarily to generate long-term real asset growth through capital gains supplemented with potential dividend income. In doing so, greater importance is attached to sustainable investments in Swiss francs.

This investment is suitable for investors who

- mainly wish to profit from gains in share prices,
- are looking at a very long-term investment horizon,
- are prepared to accept very large price fluctuations,
- are also prepared to invest a part in foreign currencies,
- want to invest their capital sustainably.

Allowed is exclusively the investment of funds deriving from vocational pension schemes and tied personal savings in Switzerland (Pillars 2 and 3a) of Basler Kantonalbank.

## The investments are within the following ranges (in %):



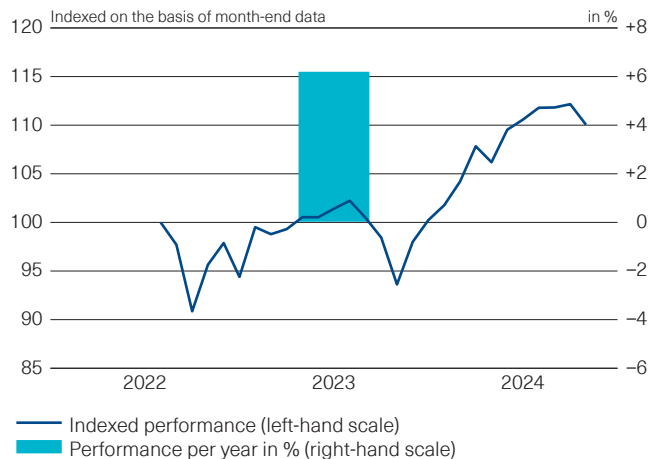
Name of fund	BKB Anlagelösung – Nachhaltig Aktien (CHF)
Currency of fund	CHF
Currency of share class	CHF
Accounting year end	31 December
Issue/redemption	daily

## Ratios

	1 year	3 years	5 years
Volatility <sup>1</sup>			
– Fund	6.74%	n.a.	n.a.
Sharpe ratio	2.39	n.a.	n.a.

<sup>1</sup> Annualised standard deviation

## Performance (share class V; basis CHF, net of fees)<sup>1</sup>



in %	2021	2022	2023	2024	LTD <sup>2</sup>	3 years	5 years	Ø p.a.	Ø p.a.
				YTD <sup>3</sup>				3 years	5 years
V	n.a.	n.a.	6.20	9.76	10.07	n.a.	n.a.	n.a.	n.a.

<sup>1</sup> These figures refer to the past. Past performance is not a reliable indicator of future results. The performance shown does not take account of any commissions and costs charged when subscribing to and redeeming units. Source for all data and charts (if not indicated otherwise): UBS Asset Management

<sup>2</sup> LTD: launch-to-date

<sup>3</sup> YTD: year-to-date (since beginning of the year)

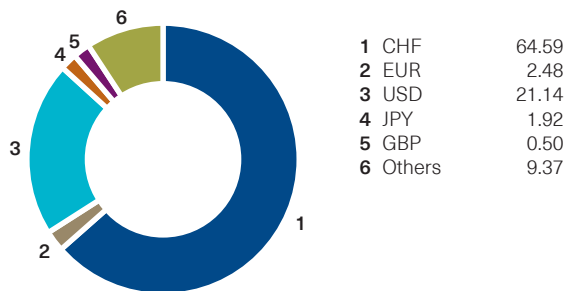
## Share class details

	V
Net asset value (CHF, 31.10.2024)	110.07
Last 12 months (CHF)	
– high	113.66
– low	93.65
Share class assets (CHF m)	25.25
Management fee p.a.	0.85%
Total expense ratio (TER) p.a.	1.23% <sup>1</sup>

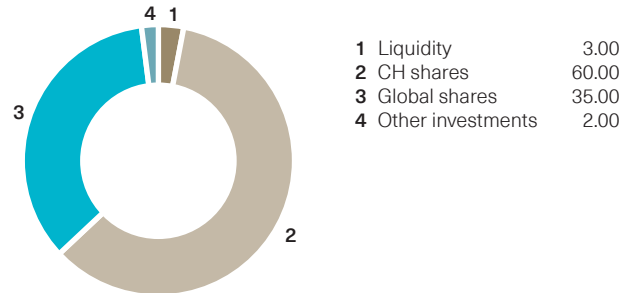
<sup>1</sup> as at 30.06.2024

	V
Securities number	118 440 132
ISIN	CH1184401326
Launch date	28.07.2022

### Breakdown by currencies (in %)



### Breakdown by investment instruments (in %)



### Key benefits

- The weightings of the various asset classes are maintained within specific ranges in order to take account of the investor's risk profile.
- Investment decisions are made and implemented in accordance with current market circumstances and by experienced investment experts. Thanks to the best-in-class approach investments are made in the best products on the market and independently of distribution partners.

### Risks

- Investments are associated, in particular, with the risk of fluctuations in value and returns.
- The fund may use derivatives, which can reduce investment risks or give rise to additional risks (including counterparty risk).
- Each fund has specific risks. A comprehensive and detailed description of these risks can be found in the prospectus.

### Portfolio commentary

Equity market performance was weaker in the reporting month of October. Both the Swiss equity market and international equity markets have predominantly suffered price falls. But fundamentally nothing has changed. We expect a below-average but positive global economy for the rest of 2024. A recession in the USA or a financial market crisis appears unlikely. We therefore remain positive overall for the markets. Inflation is falling and further interest rate cuts will follow. The ECB reduced the base rate by 0.25 % in the month under review.

Due to the high valuations and the geopolitical risks as well as the upcoming US presidential election, we continue to remain neutral in our equities position.

Our investment in gold as a precious metal also increased in value again in October and has moved very pleasingly to new record highs over the course of the year to date.

### Performance in % (net of fees, basis CHF)<sup>1</sup>

in %	2020	2021	2022	2023	2024 YTD <sup>3</sup>	LTD <sup>2</sup>	1 year	2 years	3 years	5 years	10 years	Ø p.a. 2 years	Ø p.a. 3 years	Ø p.a. 5 years
V	n.a.	n.a.	n.a.	6.20	9.76	10.07	17.53	15.04	n.a.	n.a.	n.a.	7.26	n.a.	n.a.

<sup>1</sup> These figures refer to the past. Past performance is not a reliable indicator of future results. The performance shown does not take account of any commissions and costs charged when subscribing to and redeeming units. Source for all data and charts (if not indicated otherwise): UBS Asset Management

<sup>2</sup> LTD: launch-to-date

<sup>3</sup> YTD: year-to-date (since beginning of the year)

**For marketing and information purposes.** This document was prepared by UBS Fund Management (Switzerland) AG on behalf of Basler Kantonalbank (BKB). There is no warranty for its content and no liability for losses that arise from the use of this information. The document is solely for information purposes and use by the recipient. It represents neither an offer nor a recommendation to buy or sell financial instruments or bank services, and it does not release the recipient from using his or her own judgment. This document may not be reproduced in full or in part without permission. It is expressly not intended for persons whose nationality or domicile prohibit access to such information as a result of the applicable legislation. In particular, neither this document nor copies of it may be sent or taken to the US or distributed in or to US persons (pursuant to Regulation S of the US Securities Act of 1933, as amended). Investments are associated with risks, including fluctuations in value and returns. Past performance is not a reliable indicator of future results. The performance shown does not take account of any commissions and costs charged when subscribing to and redeeming fund units. Commissions and costs have a negative impact on performance. Fund units may only be acquired on the basis of the latest prospectus and fund contract, key information document and the latest annual report (or semi-annual report, if this is more recent). These documents contain more comprehensive and detailed information about the risks, fees, costs and expenses that are borne by investors and should therefore be read carefully before making an investment. The prospectus and fund contract, the key information document and the annual or semi-annual report can be obtained free of charge from Basler Kantonalbank or from UBS Fund Management (Switzerland) AG, P.O. Box, CH 4002 Basel. For more information on the fund ratings and awards listed in this document, please visit [www.bkb.ch](http://www.bkb.ch).

Copyright © 2024 Basler Kantonalbank (BKB). All rights reserved.