

# Monthly report BKB Investment Solution – Income (CHF) B

## Fund description

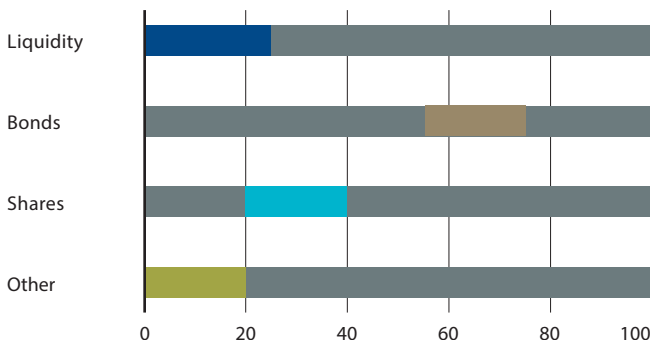
The fund mainly invests the fund assets in units of other collective investment schemes that invest their assets primarily in Swiss franc-denominated investments.

The investment objective of BKB Anlagelösung – Einkommen is primarily real capital preservation and achieving above-average income within the framework of the risk profile.

The investment is suitable for investors who

- only want to incur limited risk, but who do not want to completely forgo the enhanced earnings potential of equities,
- have a medium-term investment horizon,
- are prepared to accept a certain amount of price fluctuations,
- are prepared to invest a portion of their assets in foreign currencies.

## The investments are within the following ranges (in %):



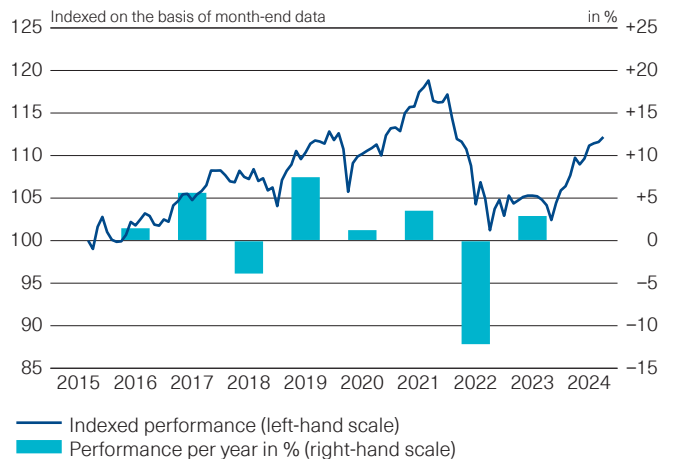
|                         |                                    |
|-------------------------|------------------------------------|
| Name of fund            | BKB Anlagelösung – Einkommen (CHF) |
| Currency of fund        | CHF                                |
| Currency of share class | CHF                                |
| Accounting year end     | 31 December                        |
| Issue/redemption        | daily                              |

## Ratios

|                         | 1 year | 3 years | 5 years |
|-------------------------|--------|---------|---------|
| Volatility <sup>1</sup> |        |         |         |
| – Fund                  | 3.68%  | 5.54%   | 5.43%   |
| Sharpe ratio            | 1.69   | -0.34   | -0.01   |

<sup>1</sup> Annualised standard deviation

## Performance (share class B; basis CHF, net of fees)<sup>1</sup>



| in % | 2021 | 2022   | 2023 | 2024 | LTD <sup>2</sup> | 3 years | 5 years | Ø p.a. 3 years | Ø p.a. 5 years |
|------|------|--------|------|------|------------------|---------|---------|----------------|----------------|
| B    | 3.52 | -12.17 | 2.89 | 5.94 | 10.03            | -3.65   | 0.48    | -1.23          | 0.10           |

<sup>1</sup> These figures refer to the past. Past performance is not a reliable indicator of future results. The performance shown does not take account of any commissions and costs charged when subscribing to and redeeming units. Source for all data and charts (if not indicated otherwise): UBS Asset Management

<sup>2</sup> LTD: launch-to-date

<sup>3</sup> YTD: year-to-date (since beginning of the year)

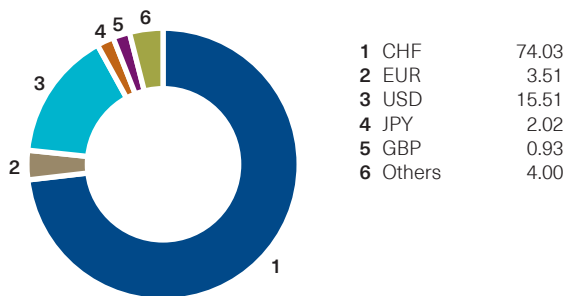
## Share class details

|                                   | B                            |
|-----------------------------------|------------------------------|
| Net asset value (CHF, 30.09.2024) | 107.05                       |
| Last 12 months (CHF)              | – high 107.28<br>– low 97.23 |
| Share class assets (CHF m)        | 199.57                       |
| Management fee p.a.               | 1.03%                        |
| Total expense ratio (TER) p.a.    | 1.19% <sup>1</sup>           |

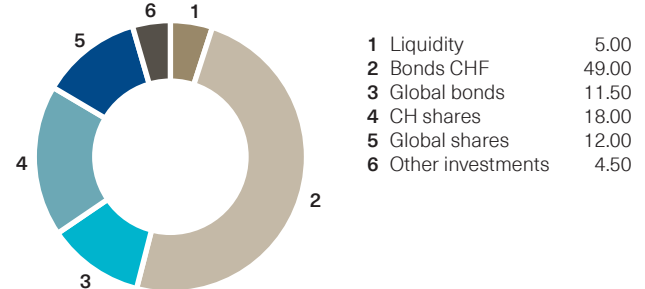
<sup>1</sup> as at 30.06.2024

|                   | B            |
|-------------------|--------------|
| Securities number | 28 215 659   |
| ISIN              | CH0282156592 |
| Launch date       | 14.08.2015   |

### Breakdown by currencies (in %)



### Breakdown by investment instruments (in %)



### Key benefits

- The weightings of the various asset classes are maintained within specific ranges in order to take account of the investor's risk profile.
- Investment decisions are made and implemented in accordance with current market circumstances and by experienced investment experts. Thanks to the best-in-class approach investments are made in the best products on the market and independently of distribution partners.

### Risks

- Investments are associated, in particular, with the risk of fluctuations in value and returns.
- The fund may use derivatives, which can reduce investment risks or give rise to additional risks (including counterparty risk).
- Each fund has specific risks. A comprehensive and detailed description of these risks can be found in the prospectus.

### Portfolio commentary

The equity markets saw positive developments during the reporting month of September, with the exception of Swiss equities. Fundamentally, nothing has changed. For the rest of the year we continue to expect a below-average but positive global economy. Due to the fall in inflationary pressure and the weakness in the industrial sector, the Swiss National Bank has reduced the key interest rate by 0.25% to 1.00%. A further rate cut is still expected this year. Prior to the move by the Swiss National Bank, the US Federal Reserve (FED) had already reduced its interest rate by 0.50%, which gave a further boost to equities. The high valuations since then and the geopolitical risks in the Middle East and in the USA (upcoming presidential election) have motivated us to take profits and reduce the equity proportion. We have implemented this by reducing Swiss equities to a neutral weighting. Our investment in gold also increased in value again in September and has developed very pleasingly over the course of the year so far. We do not see any great potential for bonds. The underweight is continuing in this investment class.

### Performance in % (net of fees, basis CHF)<sup>1</sup>

| in % | 2020 | 2021 | 2022   | 2023 | 2024<br>YTD <sup>3</sup> | LTD <sup>2</sup> | 1 year | 2 years | 3 years | 5 years | 10 years | Ø p.a.<br>2 years | Ø p.a.<br>3 years | Ø p.a.<br>5 years |
|------|------|------|--------|------|--------------------------|------------------|--------|---------|---------|---------|----------|-------------------|-------------------|-------------------|
| B    | 1.24 | 3.52 | -12.17 | 2.89 | 5.94                     | 10.03            | 7.71   | 10.83   | -3.65   | 0.48    | n.a.     | 5.28              | -1.23             | 0.10              |

<sup>1</sup> These figures refer to the past. Past performance is not a reliable indicator of future results. The performance shown does not take account of any commissions and costs charged when subscribing to and redeeming units. Source for all data and charts (if not indicated otherwise): UBS Asset Management

<sup>2</sup> LTD: launch-to-date

<sup>3</sup> YTD: year-to-date (since beginning of the year)

**For marketing and information purposes.** This document was prepared by UBS Fund Management (Switzerland) AG on behalf of Basler Kantonalbank (BKB). There is no warranty for its content and no liability for losses that arise from the use of this information. The document is solely for information purposes and use by the recipient. It represents neither an offer nor a recommendation to buy or sell financial instruments or bank services, and it does not release the recipient from using his or her own judgment. This document may not be reproduced in full or in part without permission. It is expressly not intended for persons whose nationality or domicile prohibit access to such information as a result of the applicable legislation. In particular, neither this document nor copies of it may be sent or taken to the US or distributed in or to US persons (pursuant to Regulation S of the US Securities Act of 1933, as amended). Investments are associated with risks, including fluctuations in value and returns. Past performance is not a reliable indicator of future results. The performance shown does not take account of any commissions and costs charged when subscribing to and redeeming fund units. Commissions and costs have a negative impact on performance. Fund units may only be acquired on the basis of the latest prospectus and fund contract, key information document and the latest annual report (or semi-annual report, if this is more recent). These documents contain more comprehensive and detailed information about the risks, fees, costs and expenses that are borne by investors and should therefore be read carefully before making an investment. The prospectus and fund contract, the key information document and the annual or semi-annual report can be obtained free of charge from Basler Kantonalbank or from UBS Fund Management (Switzerland) AG, P.O. Box, CH 4002 Basel. For more information on the fund ratings and awards listed in this document, please visit [www.bkb.ch](http://www.bkb.ch).

Copyright © 2024 Basler Kantonalbank (BKB). All rights reserved.