

UBS (CH) Investment Fund – Bonds CHF Foreign 1-5 Index NSL I-B-acc

Portrait

- The fund invests primarily in bonds issued by investment grade foreign borrowers denominated in CHF which are included in the SBI® Foreign AAA-BBB 1-5 Jahre (Total Return).
- No investments in securities on the recommendation list for the exclusion of SVVK-ASIR (www.svk-asir.ch) and controversial weapons
- The maturity of the investments in the fund portfolio is passively managed.
- Securities lending: not permitted
- The fund is suitable for investors seeking a broadly diversified portfolio of CHF bonds.
- All investments are subject to market fluctuations. Every fund has specific risks, which can significantly increase under unusual market conditions. Please consult your client advisor for more information on the investment risks of this product.

Securities no.	12,221,197
ISIN	CH0122211979
Reuters symbol	–
Bloomberg Ticker	UIAMTIB SW
Currency of account	CHF
Issue/redemption	daily
Admin/Custody fees	0.0450%
Dilution Levy in Favour of the Fund in/out	0.22%/0.07%
PM fees charged to the NAV	none
TER (as of 30.09.2024)	0.05%
Benchmark	SBI® Foreign AAA-BBB 1-5 Jahre (TR)

Current data

Net asset value 31.1.2025	CHF	997.52
– high last 12 months	CHF	1,000.72
– low last 12 months	CHF	961.48
Assets of the unit class in m	CHF	16.31
Fund assets in m	CHF	568.91
Last distribution		reinvested

Key risk figures (annualised)

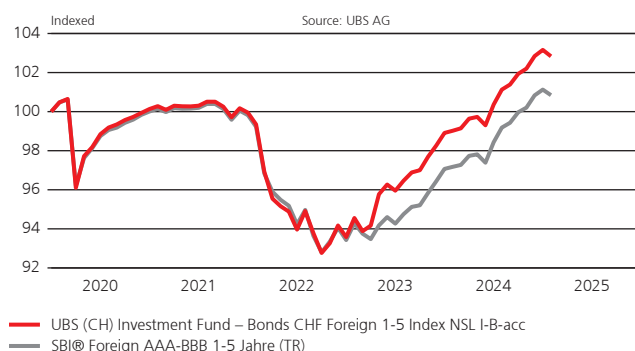
	2 years	3 years
Tracking error	0.78%	0.74%
Beta	1.06	1.07
Correlation	0.90	0.97
Total risk	1.75%	2.87%
Sharpe ratio	1.68	0.11
Risk-free rate (2 years) = 1.34%		

The statistical ratios were calculated on the basis of logarithmic returns.

Performance (in %, net of fees)

	Fund	Benchmark
02.2024	0.13	0.10
03.2024	0.50	0.48
04.2024	0.09	0.08
05.2024	-0.43	-0.43
06.2024	1.07	1.07
07.2024	0.76	0.76
08.2024	0.26	0.25
09.2024	0.54	0.54
10.2024	0.26	0.24
11.2024	0.63	0.63
12.2024	0.31	0.29
01.2025	-0.32	-0.28
2025 YTD	-0.32	-0.28
2024	4.30	4.18
2023	5.70	3.90
2022	-6.37	-6.41
2021	-0.19	-0.19
2020	0.14	0.01
Ø p.a. 2 years	4.28	3.42
Ø p.a. 3 years	1.16	0.54
since end of fund launch month		
01.2011	13.23	11.36

Indexed performance



Past performance is no guarantee of future trends. The performance shown does not take account of any commissions and costs charged when subscribing to and redeeming units.

Sectors (in %)

	Fund	Benchmark
Corporates – Financial	48.84	44.89
Collateralized	16.15	17.02
Government Related	14.48	15.23
Corporates – Industrial	13.09	14.82
Sovereign/Supranational	6.41	6.57
Corporates – Utility	1.01	1.47
Cash	0.02	0.00
Treasuries	0.00	0.00
Total	100.00	100.00

Other key figures

	Fund	Benchmark
Average rating	A+	A+
Modified duration	3.00	2.93
Theoretical yield to maturity (gross)	0.88	0.81

* These ratings reflect the SBI Swiss Bond Index methodology (conservative median methodology).

UBS (CH) Investment Fund – Bonds CHF Foreign 1-5 Index NSL I-B-acc

Breakdown of credit quality (in %)

Ratings	Fund	Benchmark
AAA	23.40	22.71
AA	21.03	23.45
A	40.94	39.39
BBB	14.61	14.45
BB and lower	0.00	0.00
Cash	0.02	0.00
Total	100.00	100.00

Structure of maturities (in %)

Maturity segments	Fund	Benchmark
Until 1 year	0.02	0.98
1–3 years	46.66	48.07
3–5 years	51.41	50.95
5–7 years	1.91	0.00
7–10 years	0.00	0.00
Over 10 years	0.00	0.00
Total	100.00	100.00

For marketing and information purposes by UBS. For professional clients / qualified investors only. UBS funds under Swiss law. Arrangements for marketing fund units mentioned in this document may be terminated at the initiative of the management company of the fund(s). Before investing in a product please read the latest prospectus and key information document or similar legal documentation carefully and thoroughly. Any decision to invest should take into account all the characteristics or objectives of the product as described in its prospectus, or similar legal documentation. Investors are acquiring units or shares in a fund, and not in a given underlying asset such as building or shares of a company. The information and opinions contained in this document have been compiled or arrived at based upon information obtained from sources believed to be reliable and in good faith, but is not guaranteed as being accurate, nor is it a complete statement or summary of the securities, markets or developments referred to in the document. Members of the UBS Group may have a position in and may make a purchase and / or sale of any of the securities or other financial instruments mentioned in this document. Units of UBS funds mentioned herein may not be eligible for sale in all jurisdictions or to certain categories of investors and may not be offered, sold or delivered in the United States. The information mentioned herein is not intended to be construed as a solicitation or an offer to buy or sell any securities or related financial instruments. Past performance is not a reliable indicator of future results. The calculated performance takes all costs on the product level into consideration (ongoing costs). The entry and exit costs, which would have a negative impact on the performance, are not taken into consideration. If whole or part of the total costs to be paid is different from your reference currency, the costs may increase or decrease as a result of currency and exchange rate fluctuations. Commissions and costs have a negative impact on the investment and on the expected returns. If the currency of a financial product or financial service is different from your reference currency, the return can increase or decrease as a result of currency and exchange rate fluctuations. This information pays no regard to the specific or future investment objectives, financial or tax situation or particular needs of any specific recipient. Future performance is subject to taxation which depends on the personal situation of each investor and which may change in the future. The details and opinions contained in this document are provided by UBS without any guarantee or warranty and are for the recipient's personal use and information purposes only. This document may not be reproduced, redistributed or republished for any purpose without the written permission of UBS Asset Management Switzerland AG or a local affiliated company. Source for all data and charts (if not indicated otherwise): UBS Asset Management. This document contains statements that constitute "forward-looking statements", including, but not limited to, statements relating to our future business development. While these forward-looking statements represent our judgments and future expectations concerning the development of our business, a number of risks, uncertainties and other important factors could cause actual developments and results to differ materially from our expectations.

Additional information to investors in specific countries: Switzerland: Only occupational pension schemes domiciled in Switzerland, their asset managers (for the assets of these institutions) and other investment foundations are eligible investors in investment foundations, in accordance with the Ordinance on Investment Foundations (ASV). Prospectuses, key information document, the articles of association or the management regulations as well as annual and semi-annual reports of UBS funds are available in a language required by the local applicable law free of charge from UBS Asset Management Switzerland AG, c/o UBS AG, Bahnhofstrasse 45, 8001 Zürich or from UBS Fund Management (Switzerland) AG, P.O. Box, CH-4002 Basel. A summary of investor rights in English can be found online at www.ubs.com/funds-regulatoryinformation. More explanations of financial terms can be found at www.ubs.com/am-glossary.

© UBS 2025. The key symbol and UBS are among the registered and unregistered trademarks of UBS. All rights reserved.

UBS (CH) Investment Fund - Bonds CHF Foreign 1-5 ESG Index NSL

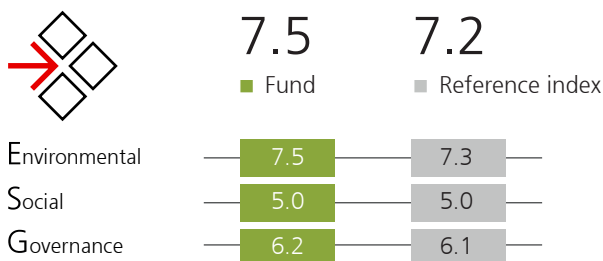
ESG Report

Terminology used within this document refers to definitions in the UBS Sustainable Investing Framework and does not refer or relate in any way to any regulatory provisions. Where applicable, a country-specific notice is provided in this document and must be read in conjunction with the factsheet.

ESG is an abbreviation for Environmental, Social and Governance (factors). These factors are used to evaluate companies and countries on how advanced they are with respect to sustainability. Once sufficient data on these factors are available, they can be used to assess and compare assets and also to inform the investment process when deciding what assets to buy, hold or sell.

This page provides transparency on key sustainability metrics that may be of interest to investors, but may not be part of the fund's investment process. This information is provided to enable comparison with other financial products and to help investors assess their exposure to ESG topics.

MSCI ESG scores, scaled (holding-weighted average 0-10)



Fund actual data coverage: 93%
Reference index actual data coverage: 94%

Source: MSCI ESG Research
Reference Index: SBI Foreign AAA-BBB 1-5 Jahre. The reference index used on this page is the parent index which does not seek to include certain environmental or social characteristics promoted by the financial product in its construction and is different from the Designated Reference Benchmark.

External fund ratings



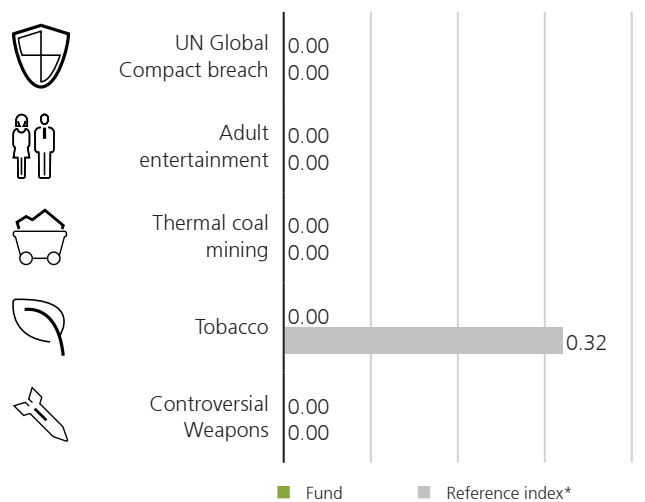
as of 30.11.2024

UBS AM sustainability approaches applied

- Exclusion
- ESG Integration
- SI Focus
- Impact
- Voting
- Engagement Program

Source: UBS Asset Management

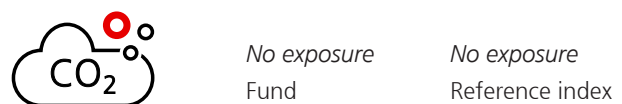
Controversy check (in % of fund AuM)¹



¹ Assets under Management

Source: MSCI ESG Research, UBS-AM exclusion policy (ISS Ethix)
Reference Index: SBI@ ESG Foreign AAA-BBB 1-5 (TR)

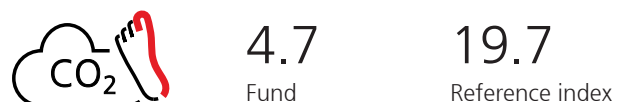
Carbon intensity, scaled – Sovereign issuers (tCO₂ equivalent per USD million in GDP)



Fund actual data coverage: No exposure
Reference index actual data coverage: No exposure

Source: MSCI ESG Research
Reference Index: SBI Foreign AAA-BBB 1-5 Jahre. The reference index used on this page is the parent index which does not seek to include certain environmental or social characteristics promoted by the financial product in its construction and is different from the Designated Reference Benchmark.

Carbon footprint, scaled – Corporate issuers (tCO₂ equivalent per USD million invested)




Fund actual data coverage: 88%
Reference index actual data coverage: 88%

Source: MSCI ESG Research
Reference Index: SBI Foreign AAA-BBB 1-5 Jahre. The reference index used on this page is the parent index which does not seek to include certain environmental or social characteristics promoted by the financial product in its construction and is different from the Designated Reference Benchmark.

UBS (CH) Investment Fund - Bonds CHF Foreign 1-5 ESG Index NSL

ESG Report

Weighted average carbon intensity, scaled – Corporate issuers (tCO₂ equivalent per USD million sales)



19.0
Fund

33.6
Reference index

Fund actual data coverage: 90%

Reference index actual data coverage: 91%

Source: MSCI ESG Research

Reference Index: SBI Foreign AAA-BBB 1-5 Jahre. The reference index used on this page is the parent index which does not seek to include certain environmental or social characteristics promoted by the financial product in its construction and is different from the Designated Reference Benchmark.

Country-specific notice:

UK: If this product is distributed in the UK, please note: This product is based overseas and is not subject to the UK sustainable investment labelling and disclosure requirements (SDR). This product does not make any claims under the UK SDR. Terminology used within this document refers to definitions in the UBS Sustainable Investing Framework and does not refer or relate to the UK SDR in any way.

Glossary

UBS AM sustainability approaches applied

Exclusion: Strategies that exclude securities from portfolios where they are not aligned to an investor's values. Includes customized screening criteria.

ESG Integration: Strategies that integrate environmental, social and governance (ESG) factors into fundamental financial analysis to improve risk/return profile.

SI Focus: Strategies where sustainability is an explicit part of the investment guidelines, universe, selection and/or investment process

Impact: Strategies where the intention is to generate measurable environmental and/or social benefits ("impact") along-side the financial return.

Voting: The Voting flag is a principle-based product level classification (top down) and is based on the overall applicability of the UBS AM Policies.

UBS will actively exercise voting rights based on the principles outlined in the UBS Asset Management Proxy Voting policy and UBS Asset Management Stewardship policy, with two fundamental objectives: 1. To act in the best financial interests of our clients to enhance the long-term value of their investments. 2. To promote best practice in the boardroom and encourage strong sustainability practices. This is not an indication that voting on sustainability related topics has taken place with respect to companies held by a sub-fund during any given time period. For information about voting activities with specific companies (bottom-up transparency) please refer to the UBS Asset Management Stewardship Annual Report. Information shown in this report might also deviate from other reports which might only focus on, for example, climate related activities.

<https://www.ubs.com/global/en/assetmanagement/capabilities/sustainable-investing/stewardship-engagement.html>

Engagement Program: The engagement program applies to UBS funds and aims to prioritize/select companies where UBS Asset Management has identified concerns or thematic topics on particular ESG factors. These companies are selected from across the universe of companies in which UBS Asset Management invests using a top-down approach in accordance with our principles, as outlined in the Global Stewardship Policy. The prioritization process will determine if and when engagement with a company is required. If a company is selected for the engagement program, the engagement dialog will be conducted for a minimum period of two years.

This is not an indication that sustainability related engagement has taken place with respect to companies in this portfolio during any given time period or that the companies in this portfolio were chosen with the goal to actively engage (bottom-up transparency). Information on UBS Asset Management's selection of companies, engagement activities, prioritization process and understanding of concerns can be found in the UBS Asset Management Stewardship Annual Report and Stewardship Policy. Information shown in this report might also deviate from other reports which might only focus on, for example, climate related activities.

<https://www.ubs.com/global/en/assetmanagement/capabilities/sustainable-investing/stewardship-engagement.html>

Controversy check: Controversial Business Involvement exposure is the exposure to companies with a revenue share exceeding a certain threshold of the respective field (production). Link to our exclusion policy for more details: -> www.ubs.com/si-exclusion-policy

UBS (CH) Investment Fund - Bonds CHF Foreign 1-5 ESG Index NSL

ESG Report

MSCI ESG Fund Ratings are designed to measure the environmental, social and governance (ESG) characteristics of a fund's underlying holdings, making it possible to rank or screen mutual funds and ETFs on a AAA to CCC ratings scale.

MSCI ESG scores are provided by MSCI ESG Research and are measured on a scale from 0 (lowest/worst score) to 10 (highest/best score). The individual MSCI E-, S-, and G-score indicates the resilience of issuers to environmental, social or governance related risks that are most material to an industry. The aggregated MSCI ESG score is based on these MSCI E-, S-, and G-scores but normalizes them relative to industry peers. This leads to a weighted average industry-adjusted MSCI ESG score which is comparable across industries. The metric is scaled up to 100% if actual data coverage is above the defined thresholds - Fixed Income: 50%; Equities: 67%, Multi-Asset: 50%. Otherwise, the metric is reported as "-".

Weighted Average Carbon Intensity – Corporate issuers/ Carbon Intensity- Sovereign issuers: These metrics measure a fund's exposure to carbon-intensive companies and governments. These metrics provide insight into potential risks related to the transition to a lower-carbon economy because companies with higher carbon intensity are likely to face more exposure to carbon related market and regulatory risks. These metrics are applicable across asset classes. It's the sum product of the fund weights and individual carbon intensities (carbon emissions scope 1+2/USDm sales or GDP).

The metric is scaled up to 100% if actual data coverage is above the defined thresholds – Fixed Income: 50%; Equities: 66%, Multi-Asset: 50%. Otherwise, the metric is reported as -.

Classification system to separate corporate and sovereign issuers: Bloomberg Barclays Methodology. Securitised bonds excluded from the calculation. "No exposure" in case the fund is not invested in the respective issuers for the month. Data provider: MSCI ESG Research

Carbon Footprint (tons CO₂e/USDm invested): Expresses the greenhouse gas footprint of an investment sum. The carbon emissions scope 1 and 2 are allocated to investors based on an enterprise value (including cash) ownership approach and are normalized by the current fund value. The carbon footprint is a normalized measure of a fund's contribution to climate change that enables comparison with a benchmark, between funds and between individual investments. The metric is total carbon emissions expressed as per currency invested.

The metric is scaled up to 100%, if actual data coverage is above the defined thresholds – fixed income: 50%, equities: 67%, multi-asset: 50%. Otherwise, the metric is reported as "-".

Classification system to separate corporate and sovereign issuers: Bloomberg Barclays Methodology. Securitised bonds are excluded from the calculation. "No exposure" if the fund is not invested in the respective issuers for the month.

Fund of fund investments, derivatives and cash

Derivatives and fund of fund investments used in the portfolio are treated on a lookthrough basis, whereby the economic exposures to the underlying basket of securities is treated as an actual investment in the individual securities that make up this basket. This might in the case of broad market derivatives or fund of fund investments lead to minimal exposures to securities that are excluded from direct investments.

Derivatives have an effect on all metric calculations and as many of the reporting frameworks available to investors today do not cover the intricacies of derivatives, metrics are provided on a reasonable efforts basis.

Portfolios for which we report the sustainability metrics may include cash.

The information disclosed in this report, in particular treatment of derivatives and cash, may or may not correspond with investment characteristics of the fund and how the fund is managed. Therefore, sustainability metrics in this report may differ from other UBS reports produced on the same date.

Aggregation of ESG/Carbon data

ESG scores of holdings in the portfolio and the reference index are aggregated based on their respective individual weights and ESG scores (sumproduct).

The **Morningstar Sustainability Rating** helps investors see how mutual funds and ETFs are meeting environmental, social, and corporate governance (ESG) challenges. The rating is given as 1 to 5 "globes," with more globes indicating lower ESG risk. Notably, the number of globes a fund receives is determined relative to other funds in the same Morningstar Global Category

Passive ESG

Benchmark selection is driven by portfolio implementation considerations, in particular to closely reflect the financial and ESG objectives of the fund. For passively managed strategies, an ESG benchmark would be selected for the purpose of balancing between reasonable tracking error and high ESG alignment. In order to assess the magnitude of ESG improvements, the fund's ESG performance is also shown against a selected broad market index which closely represents the parent investment universe on which the ESG benchmark is based on.

Sources: Fund holding data: UBS Asset Management; MSCI ESG Research
* SBI Foreign AAA-BBB 1-5 Jahre. The reference index used on this page is the parent index which does not seek to include certain environmental or social characteristics promoted by the financial product in its construction and is different from the Designated Reference Benchmark.

UBS (CH) Investment Fund - Bonds CHF Foreign 1-5 ESG Index NSL

ESG Report

Important information about sustainable investing strategies

Sustainable investing strategies aim to consider and incorporate environmental, social and governance (ESG) factors into investment process and portfolio construction. Strategies across geographies and styles approach ESG analysis and incorporate the findings in a variety of ways. Incorporating ESG factors or sustainable investing considerations may inhibit UBS's ability to participate in or to advise on certain investment opportunities that otherwise would be consistent with the Client's investment objectives. The returns on a portfolio consisting primarily of sustainable investments may be lower or higher than portfolios where ESG factors, exclusions, or other sustainability issues are not considered by UBS, and the investment instruments available to such portfolios may differ. Companies, product issuers and/or manufacturers may not necessarily meet high performance standards on all aspects of ESG or sustainable investing issues.

Reconciliation of Assets under Management (AuM)

This report does not contain reconciled AuM positions, it only takes in consideration positions with settlement date as of report date. This means that traded but not settled positions are not included. Therefore, AuM figures in this report may differ from other UBS reports produced on the same date.

Although UBS Asset Management information providers, including without limitation, MSCI ESG Research LLC and its affiliates (the "ESG Parties"), obtain information from sources they consider reliable, none of the ESG Parties warrants or guarantees the originality, accuracy and/or completeness of any data herein. None of the ESG Parties makes any express or implied warranties of any kind, and the ESG Parties hereby expressly disclaim all warranties of merchantability and fitness for a particular purpose, with respect to any data herein. None of the ESG Parties shall have any liability for any errors or omissions in connection with any data herein. Further, without limiting any of the foregoing, in no event shall any of the ESG Parties have any liability for any direct, indirect, special, punitive, consequential or any other damages (including lost profits) even if notified of the possibility of such damages.

Certain information contained herein (the "Information") is sourced from/copyright of MSCI ESG Research LLC (a Registered Investment Adviser under the Investment Advisers Act of 1940), or its affiliates (including MSCI Inc. and its subsidiaries ("MSCI")), or third party suppliers (together with MSCI & MSCI ESG, the "ESG Parties") and may have been used to calculate scores, ratings or other indicators. It may not be reproduced or disseminated in whole or part without prior written permission. The Information has not been submitted to, nor received approval from, the US SEC or any other regulatory body. The Information may not be used to create any derivative works, or in connection with, nor does it constitute, an offer to buy or sell, or a promotion or recommendation of, any security, financial instrument or product, trading strategy, or index, nor should it be taken as an indication or guarantee of any future performance, analysis, forecast or prediction. Some funds may be based on or linked to MSCI indexes, and MSCI may be compensated based on the fund's assets under management or other measures. MSCI has established an information barrier between equity index research and certain Information. None of the Information in and of itself can be used to determine which securities to buy or sell or when to buy or sell them. The Information is provided "as is" and the user assumes the entire risk of any use it may make or permit to be made of the Information. No ESG Party warrants or guarantees the originality, accuracy and/or completeness of the Information and each expressly disclaims all express or implied warranties. No ESG Party shall have any liability for any errors or omissions in connection with any Information herein, or any liability for any direct, indirect, special, punitive, consequential or any other damages (including lost profits) even if notified of the possibility of such damages.