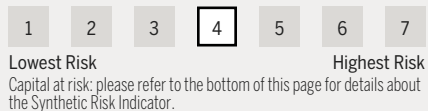


Wellington Global Stewards Fund

EUR UD Accumulating Hedged

SUMMARY RISK INDICATOR



FUND DETAILS

Fund Inception: January 2019
Share Class Inception: November 2022
Fund Assets: USD 380.7 million
NAV: EUR 10.89
Currency Hedging Type: NAV Hedged

KEY INFORMATION

Domicile: Ireland
Regulatory Regime: UCITS
Legal Structure: Public Limited Company
Dealing Frequency: Daily
Country Registration: Austria, Denmark, Finland, France, Germany, Ireland, Italy, Luxembourg, Netherlands, Norway, Singapore*, Spain, Sweden, Switzerland, United Kingdom.
ISIN: IE000ZUKANG2
Bloomberg: WELGLUD ID
Sedol: BPX4ND7
Lipper: 68737431
WKN: A3D12Y
 *Restricted scheme

FUND CHARACTERISTICS

Asset-Weighted Market Capitalisation: USD 228.1 billion
Beta (3 Yr): 0.91
Tracking Risk (3 Yr, Annualised): 4.8%

FEES AND PRICING

Minimum Investment: USD 5,000
Management Fee: 0.30% p.a.
Ongoing Charges Figure*: 1.05%

*The ongoing charges figure excludes Fund transaction costs, except in the case of depositary fees and an entry/exit charge paid by the Fund when buying or selling Shares in another collective investment undertaking. A detailed description of the charges that apply is set out in the section "Charges and Expenses" in the Prospectus. The ongoing charges figure may change over time. Charges applied will reduce the return potential of investments. | If an investor's own currency is different from the currency shown, costs could increase or decrease due to currency or exchange related fluctuations.

For more information, please visit
www.wellingtonfunds.com

SUMMARY OF INVESTMENT OBJECTIVE AND POLICY

The Wellington Global Stewards Fund is actively managed and seeks to deliver long-term total returns in excess of the MSCI All Country World Index by investing in the equities of companies globally, that generate high return on capital relative to their peers, and whose management teams and boards display exemplary stewardship to sustain those returns over time. We define stewardship as how companies balance the interests of all stakeholders (customers, employees, communities and the supply chain) in the pursuit of profits and how they incorporate material environmental, social and governance (ESG) risks and opportunities in their corporate strategy. The Fund targets net zero emissions by 2050 in alignment with the Paris Agreement.

FUND PERFORMANCE (%)

The inception date of the EUR UD Acc Hdg share class is 10 November 2022. | Past performance is not shown until the share class has a one year performance record.

FUND MANAGEMENT



Mark Mandel, CFA
 31 years of experience



Yolanda Courtines, CFA
 30 years of experience



WHAT ARE THE RISKS?

CAPITAL: Investment markets are subject to economic, regulatory, market sentiment and political risks. All investors should consider the risks that may impact their capital, before investing. The value of your investment may become worth more or less than at the time of the original investment. The Fund may experience a high volatility from time to time.

CONCENTRATION: Concentration of investments within securities, sectors or industries, or geographical regions may impact performance.

CURRENCY: The value of the Fund may be affected by changes in currency exchange rates. Unhedged currency risk may subject the Fund to significant volatility.

EMERGING MARKETS: Emerging markets may be subject to custodial and political risks, and volatility. Investment in foreign currency entails exchange risks.

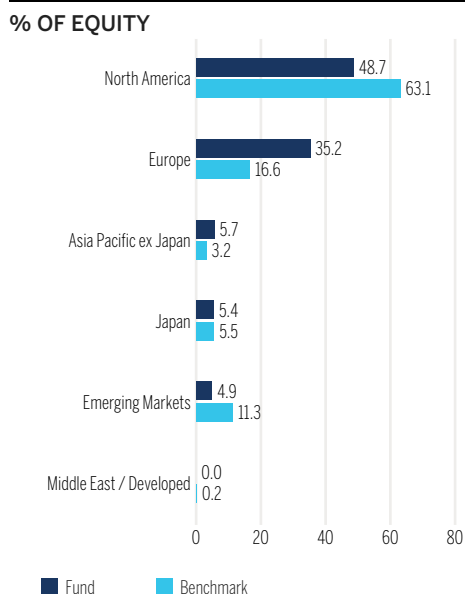
EQUITIES: Investments may be volatile and may fluctuate according to market conditions, the performance of individual companies and that of the broader equity market.

HEDGING: Any hedging strategy using derivatives may not achieve a perfect hedge.

SUSTAINABILITY: A Sustainability Risk can be defined as an environmental, social or governance event or condition that, if it occurs, could cause an actual or potential material negative impact on the value of an investment.

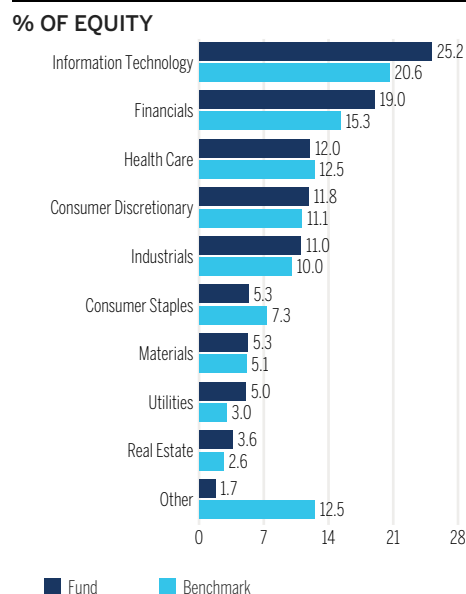
Before subscribing, please refer to the Fund offering documents/prospectus for further risk factors and pre-investment disclosures. For the latest NAV, please visit www.fundinfo.com.

REGIONAL DISTRIBUTION



Totals may not add up to 100% due to rounding.

SECTOR DISTRIBUTION



Totals may not add up to 100% due to rounding. | Although the Fund is not constructed relative to a benchmark, the MSCI All Country World index can serve as a proxy for the broad equity market and is shown here for contextual purposes.

TOP 10 HOLDINGS

COMPANY NAME	MARKET	INDUSTRY	% OF EQUITY
Microsoft Corp	United States	Software & Services	5.3
Taiwan Semi	Taiwan	Semiconductors, Semiconductor Eqpmt	4.9
Industria de Diseno	Spain	Retailing	3.7
Prologis Inc	United States	Real Estate	3.6
Visa Inc	United States	Software & Services	3.6
Recruit Holdings Co	Japan	Commercial & Professional Services	3.5
Home Depot Inc/The	United States	Retailing	3.4
Novartis AG	Switzerland	Pharma, Biotech & Life Sciences	3.4
Northern Trust Corp	United States	Diversified Financials	3.3
Texas Instruments	United States	Semiconductors, Semiconductor Eqpmt	3.2
Total of Top 10			37.9

Number of Equity Names

37

The individual issuers listed should not be considered a recommendation to buy or sell. The weightings do not reflect exposure gained through the use of derivatives. Holdings vary and there is no guarantee that the Fund currently holds any of the securities listed. Please refer to the annual and semi-annual report for the full holdings.

In the following countries, this material is provided by: Canada: Wellington Management Canada ULC registered in the provinces of Alberta, British Columbia, Manitoba, Nova Scotia, New Brunswick, Newfoundland and Labrador, Ontario, Prince Edward Island, Quebec and Saskatchewan in the categories of Portfolio Manager and Exempt Market Dealer. In the UK, Wellington Management International Limited (WMIL), a firm authorised and regulated by the Financial Conduct Authority (Ref: 208573). In EEA countries where the Fund is registered: Wellington Management Europe GmbH which is authorised and regulated by the the German Federal Financial Supervisory Authority, (BaFin). Shares of the Fund may not be distributed or marketed in any way to German retail or semi-professional investors if the Fund is not admitted for distribution to these investor categories by BaFin. Hong Kong: Wellington Management Hong Kong Limited (WM Hong Kong), a corporation licensed by the Securities and Futures Commission. Wellington Investment Management (Shanghai) Limited is a wholly-owned entity and subsidiary of WM Hong Kong. Singapore: Wellington Management Singapore Pte Ltd (WM Singapore) (Registration No 201415544E), regulated by the Monetary Authority of Singapore. Australia: Wellington Management Australia Pty Ltd (WM Australia), for use solely by wholesale clients (as defined in the Corporations Act 2001). WMC is exempt from the requirement to hold an Australian financial services licence (AFSL) under the Corporations Act 2001 in respect of financial services. WMC is regulated by the SEC under the laws of the United States, which differ from the laws applying in Australia. Japan: Wellington Management Japan Pte Ltd (WM Japan) (Registration No 199504987R) is registered as a Financial Instruments Firm with registered number: Director General of Kanto Local Finance Bureau (Kin-Sho) Number 428, a member of the Japan Investment Advisers Association, the Investment Trusts Association, Japan (ITA) and the Type II Financial Instruments Firms Association (T2FIFA). WMIL, WM Hong Kong, WM Japan and WM Singapore are also registered as investment advisers with the SEC; however, they will comply with the substantive provisions of the US Investment Advisers Act only with respect to their US clients ©2021 Wellington Management. All rights reserved. WELLINGTON MANAGEMENT FUNDS® is a registered service mark of Wellington Group Holdings LLP. | 3925