

Wellington Sustainable Multi-Asset Total Return Income Fund

EUR DL M4 Distributing Hedged

SUMMARY RISK INDICATOR



Lowest Risk Highest Risk
Capital at risk: please refer to the bottom of this page for details about the Summary Risk Indicator.

MORNINGSTAR™ RATING*: ★

FUND DETAILS*

Fund Inception: June 2018

Share Class Inception: March 2020

Fund Assets: USD 111.5 million

NAV: EUR 10.40

Currency Hedging Type: NAV Hedged

*For investors other than those investing via a third-party distributor: The fund may have restrictions on accepting new investors or additional investments. Please contact your relationship manager prior to making additional subscriptions.

KEY INFORMATION

Domicile: Ireland

Regulatory Regime: UCITS

Legal Structure: Public Limited Company

Dealing Frequency: Daily

Distribution Frequency: Monthly

Country Registration: Ireland, Italy, Singapore, Switzerland.

ISIN: IE00BLGJRG24

FUND CHARACTERISTICS

Annualised Dividend Yield:	4.2%
Equity Exposure:	42.8%
Fixed Income Exposure:	54.9%
Cash and Cash Equivalents Exposure:	0.0%

Income may fluctuate and is not guaranteed. Yield is an annualised share-class yield based on the previous month's dividends paid by the Fund. The Fund intends to pay dividends from income and profits, but if these are insufficient, they may be paid from share capital. Dividends are calculated gross (before deduction of fees, expenses and taxes), and while this increases the dividend, it may erode capital. Hedged share class dividends may be impacted positively or negatively by the difference in interest rates between the share class currency and the Fund's base currency. Cash and cash equivalents exclude collateral for derivative positions and non US dollar currency hedges. Fund exposure can exceed 100% because of the use of derivatives.

FEES AND PRICING

Minimum Investment: USD 5,000

Management Fee: 0.50% p.a.

Ongoing Charges Figure*: 2.17%

*The ongoing charges figure excludes Fund transaction costs, except in the case of depositary fees and an entry/exit charge paid by the Fund when buying or selling Shares in another collective investment undertaking. A detailed description of the charges that apply is set out in the section "Charges and Expenses" in the Prospectus. The ongoing charges figure may change over time. Charges applied will reduce the return potential of investments. If an investor's own currency is different from the currency shown, costs could increase or decrease due to currency or exchange related fluctuations.

For more information, please visit

www.wellingtonfunds.com

SUMMARY OF INVESTMENT OBJECTIVE AND POLICY

The Wellington Sustainable Multi-Asset Total Return Income Fund seeks to provide a combination of long-term total returns with regular income, while actively managing downside risk. The Portfolio Manager will actively manage the Fund and seeks to achieve the objective by investing in a broad array of global assets such as equities, government bonds and investment-grade and high-yield credit. The Portfolio Manager believes a consistent income combined with long-term capital growth can be achieved through the active management of assets and market exposures within a disciplined risk-control framework. The Fund is not constructed relative to a benchmark and does not use a benchmark for performance comparison purposes.

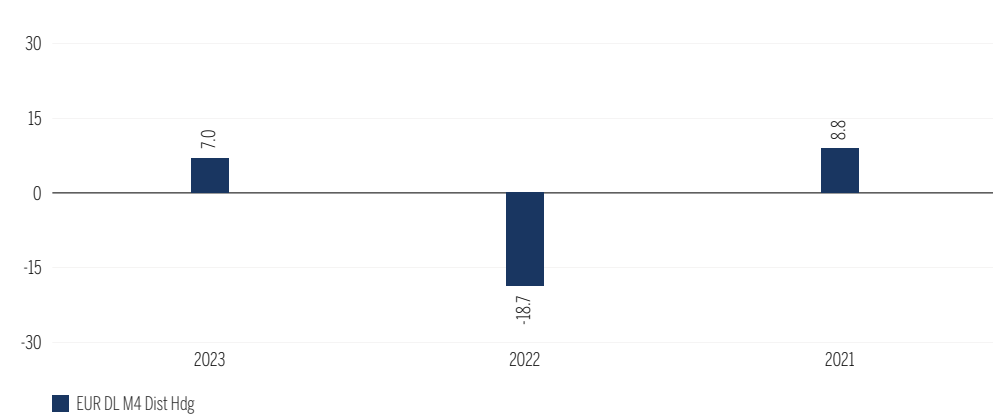
FUND PERFORMANCE (%)

Past performance does not predict future returns.

TOTAL RETURNS NET OF FEES AND EXPENSES

	YTD	1 MO	3 MOS	1 YR	3 YRS	5 YRS	10 YRS	SINCE INCEPTION
EUR DL M4 Dist Hdg	7.1	2.4	2.0	11.2	-1.7	-	-	3.8

CALENDAR YEAR RETURNS



DISCRETE ANNUAL PERFORMANCE

	DEC '23 - NOV '24	DEC '22 - NOV '23	DEC '21 - NOV '22	DEC '20 - NOV '21	DEC '19 - NOV '20	DEC '18 - NOV '19	DEC '17 - NOV '18	DEC '16 - NOV '17	DEC '15 - NOV '16	DEC '14 - NOV '15
EUR DL M4 Dist Hdg	11.2	1.5	-15.9	8.5	-	-	-	-	-	-

Past results are not necessarily indicative of future results and an investment can lose value.

The inception date of the EUR DL M4 Dist Hdg share class is 20 March 2020. | Periods greater than one year are annualised. | If an investor's own currency is different from the currency in which the fund is denominated, the investment return may increase or decrease as a result of currency fluctuations. | Fund returns shown are net of EUR DL M4 Dist Hdg share class fees and expenses. Fund returns shown are net of actual (but not necessarily maximum) withholding and capital gains tax but are not otherwise adjusted for the effects of taxation and assume reinvestment of dividends and capital gains. | Please note the fund has a swing pricing mechanism in place. | If the last business day of the month is not a business day for the Fund, performance is calculated using the last available NAV. This may result in a performance differential between the fund and the index. | Source: Fund - Wellington Management. | The Fund's name was changed, and the investment policy revised on 22 April 2024. Data prior to the change is that of Wellington Management Funds (Ireland) plc – Wellington Multi-Asset Total Return Income Fund.

FUND MANAGEMENT



Stephen Gorman, CFA
33 years of experience



Nick Samouilhan, CFA
16 years of experience



Supriya Menon
25 years of experience

WHAT ARE THE RISKS?

CAPITAL: Investment markets are subject to economic, regulatory, market sentiment and political risks. All investors should consider the risks that may impact their capital, before investing. The value of your investment may become worth more or less than at the time of the original investment. The Fund may experience a high volatility from time to time.

CREDIT: The value of a bond may decline, or the issuer/guarantor may fail to meet payment obligations. Typically lower-rated bonds carry a greater degree of credit risk than higher-rated bonds.

CURRENCY: The value of the Fund may be affected by changes in currency exchange rates. Unhedged currency risk may subject the Fund to significant volatility.

DERIVATIVES: Derivatives may provide more market exposure than the money paid or deposited when the transaction is entered into (sometimes referred to as Leverage). Market movements can therefore result in a loss exceeding the original amount invested. Derivatives may be difficult to value. Derivatives may also be used for efficient risk and portfolio management, but there may be some mismatch in exposure when derivatives are used as hedges.

EMERGING MARKETS: Emerging markets may be subject to custodial and political risks, and volatility. Investment in foreign currency entails exchange risks.

EQUITIES: Investments may be volatile and may fluctuate according to market conditions, the performance of individual companies and that of the broader equity market.

HEDGING: Any hedging strategy using derivatives may not achieve a perfect hedge.

INTEREST RATES: The value of bonds tends to decline as interest rates rise. The change in value is greater for longer term than shorter term bonds.

LEVERAGE: The use of leverage can provide more market exposure than the money paid or deposited when the transaction is entered into. Losses may therefore exceed the original amount invested.

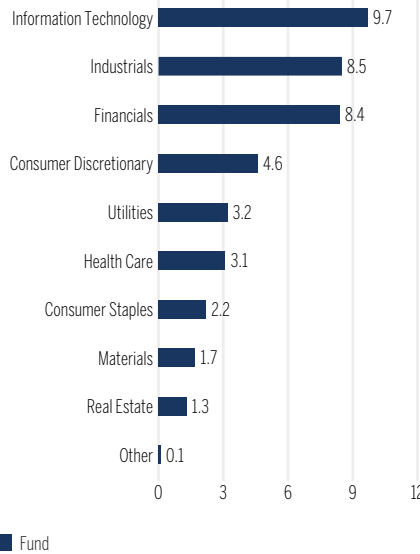
SMALL AND MID-CAP COMPANY: Small and mid-cap companies' valuations may be more volatile than those of large cap companies. They may also be less liquid.

SUSTAINABILITY: A Sustainability Risk can be defined as an environmental, social or governance event or condition that, if it occurs, could cause an actual or potential material negative impact on the value of an investment.

Before subscribing, please refer to the Fund offering documents/prospectus for further risk factors and pre-investment disclosures. For the latest NAV, please visit www.fundinfo.com.

EQUITY SECTOR EXPOSURE

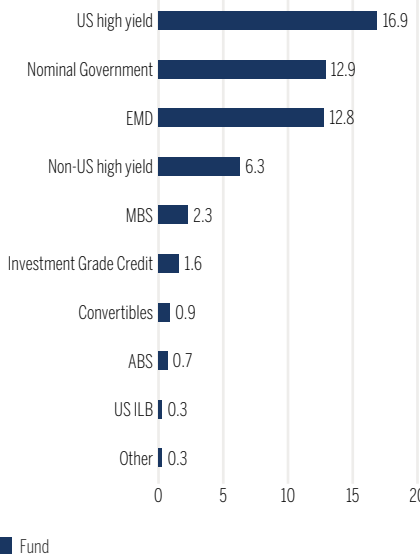
% NET EXPOSURE



Totals may not add up to 100% due to rounding as well as derivative exposure.

FIXED INCOME SECTOR EXPOSURE

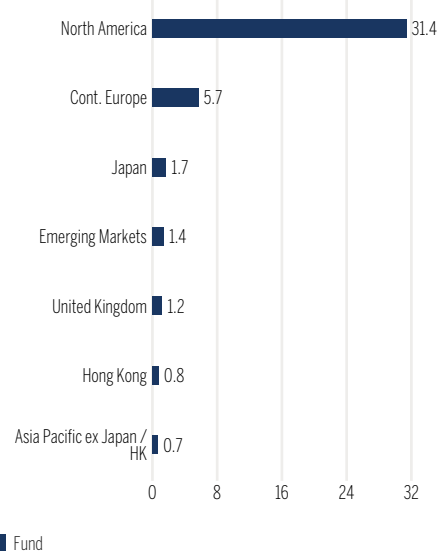
% NET EXPOSURE



Totals may not add up to 100% due to rounding as well as derivative exposure.

EQUITY REGIONAL EXPOSURE

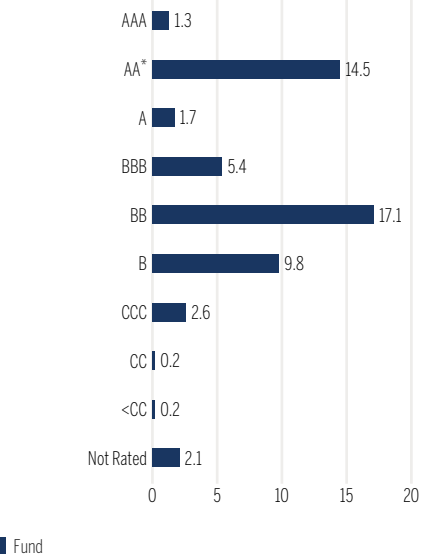
% NET EXPOSURE



Totals may not add up to 100% due to rounding as well as derivative exposure.

FIXED INCOME QUALITY DISTRIBUTION

% NET EXPOSURE



Totals may not add up to 100% due to rounding as well as derivative exposure. | Quality ratings are based on the lower of Moody's and S&P. | Ratings do not apply to the Fund itself. Ratings may change. | *AA includes AA, cash, cash offset, and other.

In the following countries, this material is provided by: Canada: Wellington Management Canada ULC, a British Columbia unlimited liability company registered in the provinces of Alberta, British Columbia, Manitoba, New Brunswick, Newfoundland and Labrador, Nova Scotia, Ontario, Prince Edward Island, Quebec, and Saskatchewan in the categories of Portfolio Manager and Exempt Market Dealer. UK: Wellington Management International Limited (WMIL), authorised and regulated by the Financial Conduct Authority (Reference number: 208573). Europe (ex. UK and Switzerland): marketing entity Wellington Management Europe GmbH which is authorised and regulated by the German Federal Financial Supervisory Authority (BaFin). Shares of the Fund may not be distributed or marketed in any way to German retail or semi-professional investors if the Fund is not admitted for distribution to these investor categories by BaFin. In Spain CNMV registration number 1236 for Wellington Management Funds (Luxembourg) CNMV registration number 1182 for Wellington Management Funds (Ireland) plc. Dubai: Wellington Management (DIFC) Limited (WM DIFC), a firm registered in the DIFC with number 7181 and regulated by the Dubai Financial Services Authority ("DFSA"). To the extent this document relates to a financial product, such financial product is not subject to any form of regulation or approval by the DFSA. The DFSA has no responsibility for reviewing or verifying any prospectus or other documents in connection with any financial product to which this document may relate. The DFSA has not approved this document or any other associated documents nor taken any steps to verify the information set out in this document, and has no responsibility for it. Any financial product to which this document relates may be illiquid and/or subject to restrictions on its resale. Prospective purchasers should conduct their own due diligence on any such financial product. If you do not understand the contents of this document you should consult an authorised financial adviser. This document is provided on the basis that you are a Professional Client and that you will not copy, distribute or otherwise make this material available to any person. Hong Kong: Wellington Management Hong Kong Limited (WM Hong Kong), a corporation licensed by the Securities and Futures Commission to conduct Type 1 (dealing in securities), Type 2 (dealing in futures contracts), Type 4 (advising on securities), and Type 9 (asset management) regulated activities. Wellington Private Fund Management (Shanghai) Limited (WPFM), which is an unregulated entity incorporated in China, is a wholly-owned subsidiary of WM Hong Kong. Wellington Global Private Fund Management (Shanghai) Limited (WGPFM) is a wholly-owned entity and subsidiary of WPFM and is registered as a private fund manager with Asset Management Association of China to conduct qualified domestic limited partnership and management activities. Mainland China: WPFM, WGPFM, or WMHK (as the case may be). Singapore: Wellington Management Singapore Pte Ltd (WM Singapore) (Registration Number 201415544E), regulated by the Monetary Authority of Singapore. WM Singapore is regulated by the Monetary Authority of Singapore under a Capital Markets Services Licence to conduct fund management activities and deal in capital markets products, and is an exempt financial adviser. Australia: Wellington Management Australia Pty Ltd (WM Australia) (ABN19 167 091 090) has authorized the issue of this material for use solely by wholesale clients (as defined in the Corporations Act 2001). Japan: Wellington Management Japan Pte Ltd (WM Japan) (Registration Number 199504987R) is registered as a Financial Instruments Firm with registered number: Director General of Kanto Local Finance Bureau (Kin-Sho) Number 428 a member of the Japan Investment Advisers Association, the Investment Trusts Association, Japan (ITA) and the Type II Financial Instruments Firms Association (T2FIFA). WM Hong Kong and WM Japan are also registered as investment advisers with the SEC; however, they will comply with the substantive provisions of the US Investment Advisers Act only with respect to their US clients. ©2024 Wellington Management. All rights reserved. WELLINGTON MANAGEMENT FUNDS® is a registered service mark of Wellington Group Holdings LLP | 97P2