

Wellington Durable Enterprises Fund

SUMMARY RISK INDICATOR



MORNINGSTAR™ RATING*: ★★★★★

MORNINGSTAR™ MEDALIST RATING:



Analyst-Driven %: 55
Data Coverage %: 98
Morningstar Medalist Date:
31 October 2024

FUND DETAILS

Fund Inception: January 2018
Share Class Inception: April 2020
Fund Assets: USD 320.0 million
NAV: GBP 19.17
Currency Hedging Type: Unhedged

KEY INFORMATION

Domicile: Ireland
Regulatory Regime: UCITS
Legal Structure: Public Limited Company
Dealing Frequency: Daily
Country Registration: Ireland, Singapore, Switzerland, United Kingdom.
ISIN: IE00BL1NM976

FUND CHARACTERISTICS

Asset-Weighted Market Capitalisation: USD 49.7 billion
Beta (3 Yr): 0.81
Tracking Risk (3 Yr, Annualised): 7.3%
Turnover: 53.6%

FEES AND PRICING

Minimum Investment: USD 1 million
Management Fee: 0.70% p.a.
Ongoing Charges Figure*: 0.80%

*The ongoing charges figure excludes Fund transaction costs, except in the case of depositary fees and an entry/exit charge paid by the Fund when buying or selling Shares in another collective investment undertaking. A detailed description of the charges that apply is set out in the section "Charges and Expenses" in the Prospectus. The ongoing charges figure may change over time. Charges applied will reduce the return potential of investments. | If an investor's own currency is different from the currency shown, costs could increase or decrease due to currency or exchange related fluctuations.

For more information, please visit
www.wellingtonfunds.com

SUMMARY OF INVESTMENT OBJECTIVE AND POLICY

The Wellington Durable Enterprises Fund seeks long-term total returns. The Investment Manager will actively manage the Fund, seeking to achieve the objective by investing primarily in companies worldwide we believe exhibit more stability than the market perceives. While the Investment Manager will favour small to mid-cap companies, the value of these will be no lower than US\$2 billion at initial purchase. Although the Fund is not constructed relative to a benchmark, the MSCI All Country World Index can serve as a proxy for the broad equity market and is shown for contextual purposes.

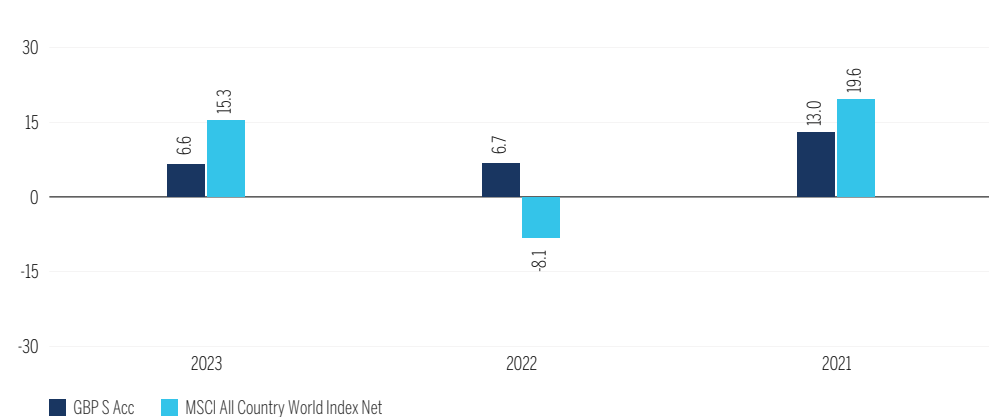
FUND PERFORMANCE (%)

Past performance does not predict future returns.

TOTAL RETURNS NET OF FEES AND EXPENSES

| | YTD | 1 MO | 3 MOS | 1 YR | 3 YRS | 5 YRS | 10 YRS | SINCE INCEPTION |
|----------------------------------|------|------|-------|------|-------|-------|--------|-----------------|
| GBP S Acc | 16.1 | 5.6 | 5.4 | 20.2 | 11.2 | - | - | 15.0 |
| MSCI All Country World Index Net | 20.7 | 4.9 | 7.3 | 25.6 | 9.1 | - | - | 17.7 |

CALENDAR YEAR RETURNS



DISCRETE ANNUAL PERFORMANCE

| | DEC '23 - NOV '24 | DEC '22 - NOV '23 | DEC '21 - NOV '22 | DEC '20 - NOV '21 | DEC '19 - NOV '20 | DEC '18 - NOV '19 | DEC '17 - NOV '18 | DEC '16 - NOV '17 | DEC '15 - NOV '16 | DEC '14 - NOV '15 |
|----------------------------------|-------------------|-------------------|-------------------|-------------------|-------------------|-------------------|-------------------|-------------------|-------------------|-------------------|
| GBP S Acc | 20.2 | 0.6 | 13.8 | 10.3 | - | - | - | - | - | - |
| MSCI All Country World Index Net | 25.6 | 5.4 | -1.8 | 20.4 | - | - | - | - | - | - |

Past results are not necessarily indicative of future results and an investment can lose value.

The inception date of the GBP S Acc share class is 1 April 2020. | Periods greater than one year are annualised. | If an investor's own currency is different from the currency in which the fund is denominated, the investment return may increase or decrease as a result of currency fluctuations. | Fund returns shown are net of GBP S Acc share class fees and expenses. Fund returns shown are net of actual (but not necessarily maximum) withholding and capital gains tax but are not otherwise adjusted for the effects of taxation and assume reinvestment of dividends and capital gains. The index returns, where applicable, are shown net of maximum withholding tax and assume reinvestment of dividends. | Please note the fund has a swing pricing mechanism in place. | If the last business day of the month is not a business day for the Fund, performance is calculated using the last available NAV. This may result in a performance differential between the fund and the index. | Source: Fund - Wellington Management. Index - MSCI.

FUND MANAGEMENT



Daniel Pozen
22 years of experience

Wellington Management Company LLP (WMC) is an independently owned investment adviser registered with the US Securities and Exchange Commission. WMC, along with its affiliates (collectively, Wellington Management), provides investment management and investment advisory services to institutions around the world. | This material and its contents may not be reproduced or distributed, in whole or in part, without the express written consent of Wellington Management. Nothing in this document should be interpreted as advice, nor is it a recommendation to buy or sell shares in Wellington Management Funds (Ireland) plc (the Fund). Investment in the Fund may not be suitable for all investors. Fund shares are made available only in jurisdictions where such offer or solicitation is lawful. Please read the latest Key Information Document (KID), Prospectus, and latest annual report (and semi-annual report) before investing. For each country where the Fund is registered for sale, the prospectus, complaints procedure and summary of investor rights in English, and the KID in English and an official language (for Belgium: Dutch, French and German), are available free of charge from the Funds Transfer Agent State Street Fund Services (Ireland) Limited, 78 Sir John Rogerson's Quay, Dublin 2, Ireland and from https://sites.wellington.com/KIDS_wmf/Countries/belgium.html. Complaints can be submitted to the Complaints Officer at the address of the Funds Transfer Agent or by email to WellingtonGlobalTA@statestreet.com. The Fund is authorised and regulated as a UCITS scheme by the Central Bank of Ireland. The Fund may decide to terminate marketing arrangements for shares in an EU Member State by giving 30 working days' notice. | In Switzerland, the Fund offering documents can be obtained from the local Representative and Paying Agent, BNP Paribas Securities Services, Selnaustrasse 16, 8002 Zurich, Switzerland. The Prospectuses are available in English. | Morningstar Rating: *As at 30/11/2024. | The information contained herein: (1) is proprietary to Morningstar; (2) may not be copied or distributed; and (3) is not warranted to be accurate, complete or timely. Neither Morningstar nor its content providers are responsible for any damages or losses arising from any use of this information. The Overall Morningstar Rating for a fund is derived from a weighted average of the three, five, and ten year (if applicable) ratings, based on risk-adjusted returns. Past performance is no guarantee of future results. © 2024 Morningstar. All Rights Reserved. For more detailed information on Morningstar's ratings and methodologies, please go to global.morningstar.com/managerdisclosures. | The Morningstar Medalist Rating is the summary expression of Morningstar's forward-looking analysis of investment strategies as offered via specific vehicles using a rating scale of Gold, Silver, Bronze, Neutral, and Negative. Past performance is no guarantee of future results. ©2024 Morningstar. All Rights Reserved. For more detailed information on Morningstar's ratings and methodologies, please go to global.morningstar.com/managerdisclosures. | Summary Risk Indicator: based on a combination of market and credit risk measures. Historical data may not be a reliable indication for the future. Risk category shown is not guaranteed and may shift over time. The lowest category does not mean 'risk free'. Please refer to page 2 for more details about risks.

WHAT ARE THE RISKS?

CAPITAL: Investment markets are subject to economic, regulatory, market sentiment and political risks. All investors should consider the risks that may impact their capital, before investing. The value of your investment may become worth more or less than at the time of the original investment. The Fund may experience a high volatility from time to time.

CONCENTRATION: Concentration of investments within securities, sectors or industries, or geographical regions may impact performance.

CURRENCY: The value of the Fund may be affected by changes in currency exchange rates. Unhedged currency risk may subject the Fund to significant volatility.

EMERGING MARKETS: Emerging markets may be subject to custodial and political risks, and volatility. Investment in foreign currency entails exchange risks.

EQUITIES: Investments may be volatile and may fluctuate according to market conditions, the performance of individual companies and that of the broader equity market.

HEDGING: Any hedging strategy using derivatives may not achieve a perfect hedge.

LIQUIDITY: The Fund may invest in securities that are less liquid and may be more difficult to buy or sell in a timely fashion and/or at fair value.

MANAGER: Investment performance depends on the investment management team and their investment strategies. If the strategies do not perform as expected, if opportunities to implement them do not arise, or if the team does not implement its investment strategies successfully; then a fund may underperform or experience losses.

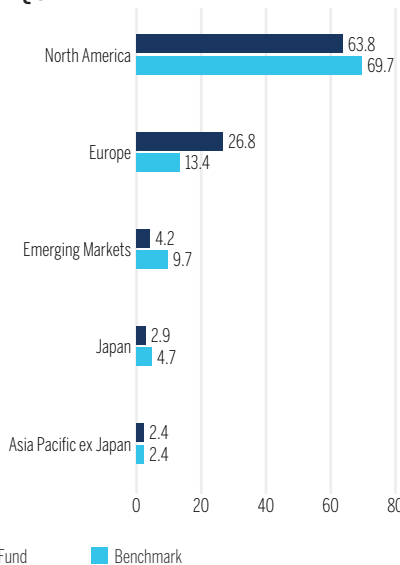
SMALL AND MID-CAP COMPANY: Small and mid-cap companies' valuations may be more volatile than those of large cap companies. They may also be less liquid.

SUSTAINABILITY: A Sustainability Risk can be defined as an environmental, social or governance event or condition that, if it occurs, could cause an actual or potential material negative impact on the value of an investment.

Before subscribing, please refer to the Fund offering documents/prospectus for further risk factors and pre-investment disclosures. For the latest NAV, please visit www.fundinfo.com.

REGIONAL DISTRIBUTION

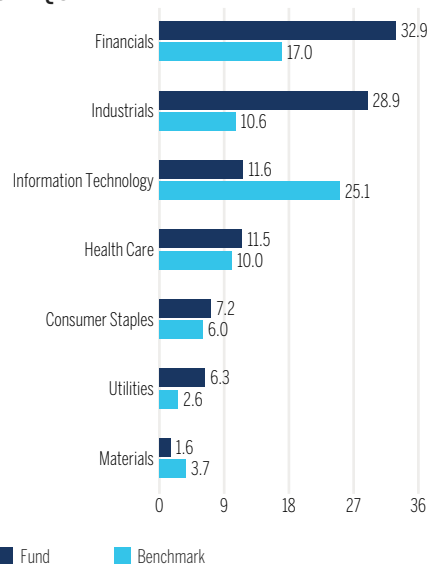
% OF EQUITY



Totals may not add up to 100% due to rounding.

SECTOR DISTRIBUTION

% OF EQUITY



Totals may not add up to 100% due to rounding. | Although the Fund is not constructed relative to a benchmark, the MSCI All Country World index can serve as a proxy for the broad equity market and is shown here for contextual purposes.

TOP 10 HOLDINGS

| COMPANY NAME | MARKET | INDUSTRY | % OF EQUITY |
|------------------------|---------------|------------------------------------|-------------|
| Intact Fincl Corp | Canada | Insurance | 6.9 |
| Constellation Softwa | Canada | Software & Services | 5.4 |
| US Foods Hldg Corp | United States | Consumer Staples Dst & Retail | 5.0 |
| FincoBank Banca Fin | Italy | Banks | 4.3 |
| HDFC Bank Ltd | India | Banks | 4.2 |
| Gallagher Arthur J | United States | Insurance | 3.8 |
| Clean Harbors Inc | United States | Commercial & Professional Services | 3.6 |
| Engie SA | France | Utilities | 3.6 |
| Globe Life Inc | United States | Insurance | 3.5 |
| PTC Inc | United States | Software & Services | 3.3 |
| Total of Top 10 | | | 43.6 |

Number of Equity Names

31

The individual issuers listed should not be considered a recommendation to buy or sell. The weightings do not reflect exposure gained through the use of derivatives. Holdings vary and there is no guarantee that the Fund currently holds any of the securities listed. Please refer to the annual and semi-annual report for the full holdings.

In the following countries, this material is provided by: Canada: Wellington Management Canada ULC, a British Columbia unlimited liability company registered in the provinces of Alberta, British Columbia, Manitoba, New Brunswick, Newfoundland and Labrador, Nova Scotia, Ontario, Prince Edward Island, Quebec, and Saskatchewan in the categories of Portfolio Manager and Exempt Market Dealer. UK: Wellington Management International Limited (WMIL), authorised and regulated by the Financial Conduct Authority (Reference number: 208573). Europe (ex. UK and Switzerland): marketing entity Wellington Management Europe GmbH which is authorised and regulated by the German Federal Financial Supervisory Authority (BaFin). Shares of the Fund may not be distributed or marketed in any way to German retail or semi-professional investors if the Fund is not admitted for distribution to these investor categories by BaFin. In Spain CNMV registration number 1236 for Wellington Management Funds (Luxembourg) CNMV registration number 1182 for Wellington Management Funds (Ireland) plc. Dubai: Wellington Management (DIFC) Limited (WM DIFC), a firm registered in the DIFC with number 7181 and regulated by the Dubai Financial Services Authority ("DFSA"). To the extent this document relates to a financial product, such financial product is not subject to any form of regulation or approval by the DFSA. The DFSA has no responsibility for reviewing or verifying any prospectus or other documents in connection with any financial product to which this document may relate. The DFSA has not approved this document or any other associated documents nor taken any steps to verify the information set out in this document, and has no responsibility for it. Any financial product to which this document relates may be illiquid and/or subject to restrictions on its resale. Prospective purchasers should conduct their own due diligence on any such financial product. If you do not understand the contents of this document you should consult an authorised financial adviser. This document is provided on the basis that you are a Professional Client and that you will not copy, distribute or otherwise make this material available to any person. Hong Kong: Wellington Management Hong Kong Limited (WM Hong Kong), a corporation licensed by the Securities and Futures Commission to conduct Type 1 (dealing in securities), Type 2 (dealing in futures contracts), Type 4 (advising on securities), and Type 9 (asset management) regulated activities. Wellington Private Fund Management (Shanghai) Limited (WPFM), which is an unregulated entity incorporated in China, is a wholly-owned subsidiary of WM Hong Kong. Wellington Global Private Fund Management (Shanghai) Limited (WGPFM) is a wholly-owned entity and subsidiary of WPFM and is registered as a private fund manager with Asset Management Association of China to conduct qualified domestic limited partnership and management activities. Mainland China: WPFM, WGPFM, or WMHK (as the case may be). Singapore: Wellington Management Singapore Pte Ltd (WM Singapore) (Registration Number 201415544E), regulated by the Monetary Authority of Singapore. WM Singapore is regulated by the Monetary Authority of Singapore under a Capital Markets Services Licence to conduct fund management activities and deal in capital markets products, and is an exempt financial adviser. Australia: Wellington Management Australia Pty Ltd (WM Australia) (ABN19 167 091 090) has authorized the issue of this material for use solely by wholesale clients (as defined in the Corporations Act 2001). Japan: Wellington Management Japan Pte Ltd (WM Japan) (Registration Number 199504987R) is registered as a Financial Instruments Firm with registered number: Director General of Kanto Local Finance Bureau (Kin-Sho) Number 428 a member of the Japan Investment Advisers Association, the Investment Trusts Association, Japan (ITA) and the Type II Financial Instruments Firms Association (I2FIFA). WM Hong Kong and WM Japan are also registered as investment advisers with the SEC; however, they will comply with the substantive provisions of the US Investment Advisers Act only with respect to their US clients. ©2024 Wellington Management. All rights reserved. WELLINGTON MANAGEMENT FUNDS® is a registered service mark of Wellington Group Holdings LLP | All index data is provided "as is". The Fund described herein is not sponsored or endorsed by the index provider. In no event shall the index provider, its affiliates or any data provider have any liability of any kind in connection with the index data or the Fund described herein. No further distribution or dissemination of the index data is permitted without the index provider's express written consent. | 9757