

Helvetica Swiss Commercial Fund

Fact Sheet as at 30 September 2024

Portrait

The Helvetica Swiss Commercial Fund (HSC Fund) is a listed Swiss real estate fund for public investors and is tradable on the SXI Swiss Exchange.

It invests throughout Switzerland in commercial properties (Core/Core+) with a focus on office, commercial and retail use in predominantly suburban, fast-growing and well-developed locations.

The investment horizon is geared towards long-term asset preservation and the distribution of constant income.

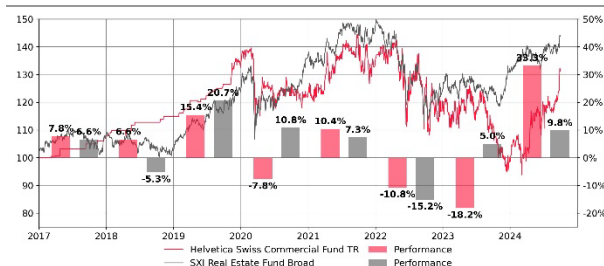
Key Data

Name	Helvetica Swiss Commercial Fund (HSC Fund)
Valor / ISIN	33550793 / CH0335507932
Legal form	Contractual real estate fund (Art. 25 ff. CISA)
Investors	Public investors
Launch	09 December 2016
Stock exchange listing	11 November 2019
Financial year	1 January – 31 December
Currency	CHF
Management fee	0.60% p.a. (2024); 0.55 % p.a. (2025)
Benchmark	SXI Real Estate Funds Broad TR
Stock exchange	SXI Swiss Exchange
Fund management	Helvetica Property Investors AG
Auditing company	PricewaterhouseCoopers AG, Zurich
Valuation expert	Wüest Partner AG, Zurich
Custodian bank	Bank J. Safra Sarasin AG, Basel
Market Maker	Bank J. Safra Sarasin AG, Basel

Performance

End of month (key date)	09.2024						
	YTD	1 Mt.	3 Mt.	1 J.	3 J.	5 J.	Since Launch
HSC Fund %	33.26	8.94	9.95	17.45	-6.06	3.79	31.26
Benchmark %	9.83	2.62	4.67	15.32	-1.34	23.05	43.83

Reset to base 100



Quarterly Update Q3 2024

- Net income per share at CHF 4.39 – on track for the dividend target of CHF 5.35 per share
- Leverage ratio remains within the target range at around 28%
- WAULT remains stable at around four years
- Vacancy rate remains stable at around 6%
- Total of 17 630 m² newly let and re-let with a rental volume of CHF 3 million p.a. and an average term of five years

Portfolio

End of month (key date)		06.2024	12.2023
Properties	Quantity	31	33
Gross return [target]	%	6.2	6.1
Rental income [target] p.a.	CHF million	43	44
Vacancy rate	%	5.8	5.0
Remaining term of rental agreements (WAULT)	Years	4.1	3.7
Discount rate nominal	%	4.8	4.8

¹As at 30 June 2024: 95.7% of of tenancies indexed or linked to inflation

Balance Sheet

End of month (key date)		06.2024	12.2023
Market value	CHF million	696	720
Total fund assets (GAV)	CHF million	710	737
Net fund assets (NAV)	CHF million	470	499
Debt financing ratio	%	29.1	26.8

Income Statement

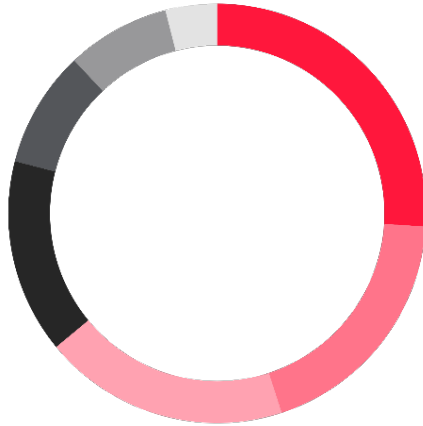
End of month (since start of year)		06.2024	12.2023
Rental income	CHF million	20	42
Rent loss rate	%	7.1	6.2
Net income	CHF million	12	27
TER _{REF} GAV	%	0.92	0.96

Shares and Return

End of month (since start of year)		06.2024	12.2023
Net asset value per unit	CHF	109.40	114.80
Price per share	CHF	86.40	75.80
52-weeks high	CHF	95.60	99.00
52-weeks low	CHF	72.20	72.40
Premium / discount	%	-21.03	-33.97
Distribution per unit			
Ex-date: 24.04.2024	CHF	n/a	5.35
Value date: 26.04.2024			
Distribution yield	%	n/a	7.06
Distribution ratio	%	n/a	83.66
Investment return	%	-0.04	2.64
Return on equity (ROE)	%	-0.04	2.52
Return on invested capital (ROIC)	%	0.23	2.22

Geographical Distribution

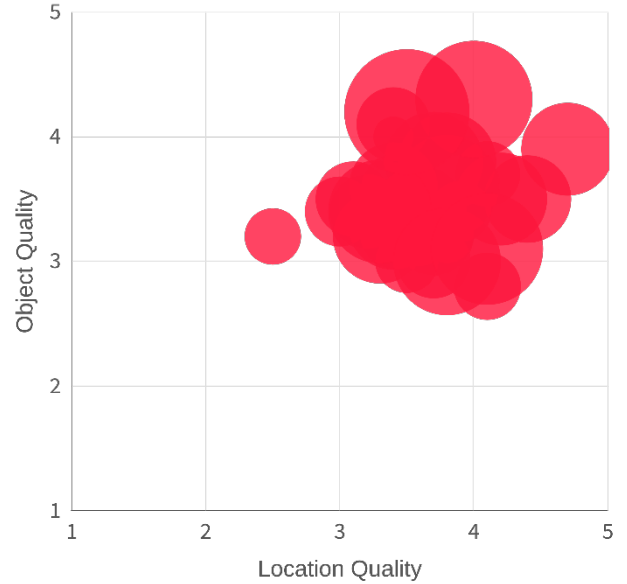
Market value 09.2024



- Central Switzerland, 26%
- Zurich, 19%
- Eastern Switzerland, 19%
- Berne, 15%
- Western Switzerland, 9%
- Lake Geneva, 8%
- Northwestern Switzerland, 4%

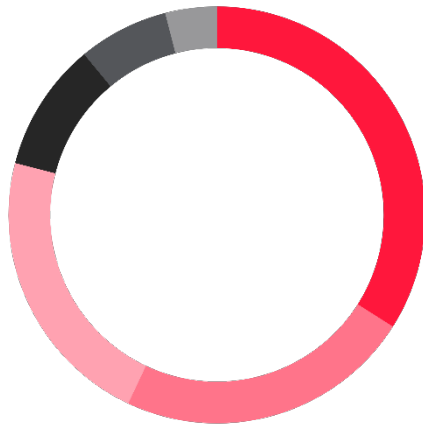
Property and Location Quality

Market value 09.2024



Sectoral Distribution

Target rental income 09.2024



- Office, 34%
- Commercial, 23%
- Retail, 22%
- Storage, 10%
- Parking, 7%
- Miscellaneous, 4%

Contact

All relevant documents are available on [Swiss Fund Data](#) or on [Helvetica.com](#).

Please do not hesitate to contact me for further information:

Urs Kunz
 Chief Commercial Officer,
 Member of the Executive Board
 T +41 43 544 70 95
urs.kunz@helvetica.com



Historical performance is not an indicator of current or future performance. The performance data do not take into account commissions and costs charged on the issue and redemption of units. This document is for advertising and information purposes only. The HSC Fund is listed on the SIX Swiss Exchange and is open to all investors. This document is expressly not addressed to persons domiciled and/or incorporated outside Switzerland. In particular, this document may not be provided or delivered to U.S. persons within the meaning of the U.S. Securities Act or U.S. tax laws, nor may it be distributed in the U.S. territory. The information contained in the documentation has been carefully compiled by Helvetica Property Investors AG. Material sources of information for this documentation are information that Helvetica Property Investors AG considers to be reliable. However, no warranty can be given with regard to the accuracy, completeness or suitability of the financial product described herein for any particular purpose and any liability for loss resulting from the use of this information is rejected. Assessments and valuations reflect the opinion of the author at the time of writing. This document does not constitute investment advice or an investment recommendation. An investment decision should not be made on the basis of this document, but exclusively on the basis of the sales prospectus, taking into account the individual situation of the investor. The sales prospectus and the current annual reports (if already available) can be obtained free of charge in German from Helvetica Property Investors AG, Brandschenkestrasse 47, 8002 Zurich (fund management company). The recipient of this document confirms and undertakes not to further distribute or publish this document and its contents and to comply with the relevant Swiss laws, ordinances, guidelines and the provisions of the Swiss Financial Market Supervisory Authority FINMA. Information on financial instruments trading can be found in the brochure "Risks involved in Trading Financial Instruments" published by the Swiss Bankers Association.

In case of doubt, the German version shall prevail.