

PF - ESG Capital Gain Strategy Fund

Asset allocation funds

Data as of 30.06.2024

Fund description

The fund invests globally in money market investments and equities, as well as in Swiss real estate. Sustainable benchmarks have been defined for this purpose (except for real estate). For details, see the fund's (interim) report. The strategic equity component is 93% and the strategic proportion of foreign currency is 36%. The proportion of equity investments ranges from 88% to 98% of net assets. The maximum proportion of foreign currency is 60%. The fund is actively managed.

The investment objective is to achieve significant long-term asset growth via capital gains by investing in world equities and Swiss real estate.

The fund is suitable for investors who are prepared to accept major price fluctuations and are familiar with the risks involved in equity investments. The fund is not suitable for investors who intend to withdraw their investment within nine years.

The fund aims for a better ESG value and a lower carbon footprint than its traditional reference index, which is not explicitly sustainable.

Fund data

ISIN	CH1176465313
Security number	117646531
Fund's assets in mn	CHF 31.3
Net asset value (NAV)* (28.06.2024)	CHF 121.38
Fund domicile	Switzerland
Fund management	UBS Fund Management (Switzerland) AG
Fund Management	UBS Asset Management Switzerland AG
Custodian Bank	UBS Switzerland AG
Day of inception	30.09.2022
Fund currency	CHF
Financial year ends	End of August
Total expense ratio (TER) 31.08.2023**	1.26%
Swinging single pricing (SSP)	Yes
Distribution	Yes
Morningstar Rating™	No rating

Sustainability¹



* plus issuing commission of 1.0%

** including sales remuneration in favour of PostFinance of 0.91%.
target-TER as of 31.08.2023: 1.25%

¹ Explicitly targeted sustainability goal.

These funds offer integration of environmental (E), social (S) and responsible corporate governance (G) aspects.

not known / not sustainable.

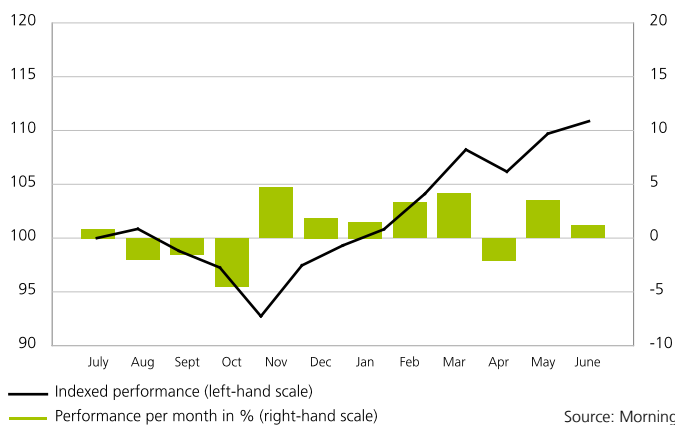
Key figures as of 30.06.2024

NAV High last 12 months (20.06.2024)	CHF	121.92
NAV Low last 12 months (26.10.2023)	CHF	101.21
Last distribution 07.11.2023 (gross)	CHF	0.7
Volatility 3 years		n.a
Sharpe Ratio* 3 years		n.a

* Risk-free rate n.a

Performance in CHF

These figures refer to the past. Past performance is not a reliable indicator of future results. The performance shown does not take account of any commissions and costs charged when subscribing to units.



Performance in percentage terms

2021	2022	2023	Since beginning of the year	Since inception	3 years	5 years
n.a	n.a	4.90%	11.97%	22.19%	n.a	n.a

MSCI
ESG RATINGS



CCC B BB BBB A AA AAA

More information about the ESG categories can be found from page 4 onwards in the ESG report.

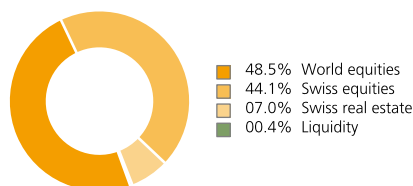
Risk indicator

Lower risk ← Higher risk
Typically lower return → Typically higher return



The summary risk indicator (SRI) of this product is 4 out of 7, which is a medium risk class. More information regarding the SRI can be found in the latest published Key Information Document (KID) of the fund.

Fund structure by asset classes as a % as of 30.06.2024



The 5 largest equity positions as of 30.06.2024

Nestle	6.66%
Novartis	5.45%
Roche	4.86%
Microsoft	2.55%
Nvidia	2.50%

Benefits

The PF – ESG Capital Gain Strategy Fund is a strategy fund that combines different asset classes, regions, countries and currencies in a single solution. In addition to a broad diversification of investments, the fund benefits from the know-how of experienced financial specialists and a structured investment process. Thanks to professional management, the fund is constantly checked and monitored, and compliance with the set bandwidths is ensured. The fund integrates environmental (E), social (S) and responsible corporate governance (G) aspects and aims for a better ESG rating and a lower carbon footprint than its traditional reference index.

Risks

The PF - ESG Capital Gain Strategy Fund invests in shares through target funds and real estate, and may therefore be subject to significant fluctuations in value. This requires a corresponding degree of risk appetite and capacity. The value of a unit may fall below the purchase price. The value of a unit may be influenced by currency fluctuations. The fund can use derivatives that can help reduce investment risks, or lead to additional risks (e.g. the risk of the counterparty going bankrupt). The fund is subject to risks due to operational or human errors that may occur at the capital management company or depository, or with other third parties. Every fund has its own specific risks. You can find more details on the fund and the risks involved in the Key Information Document (PRIIP KID), the leaflet and the brochure "Risks Involved in Trading Financial Instruments".

Glossary

Distribution

The aim of an investment fund is to generate income for investors from coupons, dividends and capital gains by using a defined strategy. The distribution type and sum varies depending on the fund type. Distribution: Income generated by the fund is distributed amongst the shareholders once a year. On the distribution date, money is released from the fund and transferred to the investor. The unit price therefore decreases by approximately the distribution amount at this time.

Fund domicile

The fund is domiciled in the country in which it was set up, or in which it was notified to the local supervisory authority for registration. The fund domicile governs which law the fund is regulated by. This is particularly relevant from a fiscal perspective (e.g. in relation to withholding tax). All PostFinance funds are domiciled in Switzerland.

ISIN

The ISIN number is the international indicator for securities. It is used to clearly identify securities. In Switzerland, the security number is also often used for identification purposes.

Issuing commission

The issuing commission is charged the purchaser in addition to the issue price when purchasing units of a fund. The maximum commission that can be charged is listed in the fund prospectus.

Modified duration

"Modified duration" shows the influence of a change in interest rate of $\pm 1\%$ on the portfolio or individual bonds. This indicator is therefore a sensitivity figure because it expresses how much (as a %) the value of the portfolio is reduced or increased by the change in market interest rate.

Morningstar Rating™

The Morningstar Rating™ is an assessment of a fund's past performance – based on both return and risk – which shows how similar investments compare with their competitors. A high rating alone is insufficient basis for an investment decision. © 2016 Morningstar. All Rights reserved.

MSCI ESG fund rating

The MSCI ESG Fund Rating is an independent fund rating. It measures the resilience of investment funds in response to long-term risks and opportunities, taking into account environmental, social and governance aspects (ESG).

The MSCI ESG Rating uses rating categories (e.g. AAA = 8.6 to 10). ESG Ratings range from Leader (AAA, AA), Average (A, BBB, BB) to Laggard (B, CCC).

Net asset value (NAV)

The net asset value of a fund is the sum of all valued securities less any liabilities. The NAV of a unit corresponds to the fund's net assets divided by the number of units in circulation. The fund price is generally computed every day.

Performance

Performance describes the total return on an investment as a percentage over a certain observation period. Performance is usually shown in the accounting currency of the fund. It consists of price variations and reinvested returns. In the case of distributing funds, this calculation of performance is based on the assumption that the distributed money will be reinvested (without any withholding tax deductions).

Risk and reward profile

The risk and reward profile is an assessment of the fund based on the fluctuations in performance over the past five years. Funds with a lower risk tend to be associated with lower returns. Funds with a higher risk tend to be associated with higher returns. The method used to make this assessment depends on the fund type. Past performance cannot be used to draw conclusions about future development. The risk category is not guaranteed, and may change over time.

Risk-free rate

The risk-free rate (of return) refers to the return/interest income that a risk-free investment would generate over a certain period of time.

Security number

The security number is the Swiss security number for securities, providing for their unique identification. It corresponds to the ISIN number at the international level.

Sharpe ratio

The Sharpe ratio is a key figure used to analyse the performance of a fund. To calculate this figure, the excess return (fund return minus risk-free interest) of the fund is compared with its volatility. If the Sharpe ratio is positive, this means the greater risk paid off. If this key figure is negative, the added risk has not paid off.

Swinging single pricing (SSP)

This refers to an originator-oriented calculation method for figuring the net asset value of a fund. The costs incurred in purchase and sales transactions (e.g. commissions, brokerage fees, charges and duties) are taken into account and charged to those causing them to be incurred. Where more subscription transactions than redemption transactions are effected on the subscription or redemption day, the fund's NAV is increased by the so-called swing factor. As such, the purchaser assumes the costs for the investment of his or her funds already at this point in time. If, however, the number of redemption orders is higher than the subscription orders, the NAV is reduced by the swing factor.

Total expense ratio (TER)

The total expense ratio is a measure of the total cost of a fund to the investor in terms of the ratio of annual costs to the fund's net assets. In this context "costs" pertains to all expenses according to the income statement, including management, administration, custody account, audit, legal and adviser fees. Transaction costs are not taken into account in funds.

Volatility

Volatility is a risk indicator that looks at the fluctuations of the fund return within a given time frame. The higher the volatility, the greater the price variations and potential return or loss. The portfolio theory assumes that a higher return can only be achieved by taking on a greater risk.

ESG Report

PF - ESG Capital Gain Strategy Fund

ESG report database as at 31.05.2024

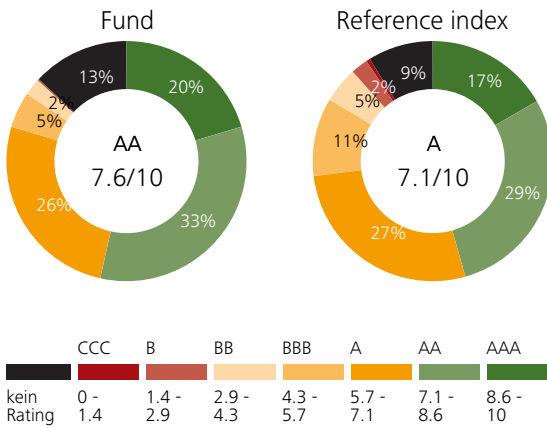
Sustainability means protecting our habitat and our resources in such a way that we and future generations can benefit from them. PostFinance offers its customers the opportunity to invest not only according to economic criteria, but also by taking account of ESG criteria, namely environmental, social and responsible corporate governance factors.

ESG targets of this fund

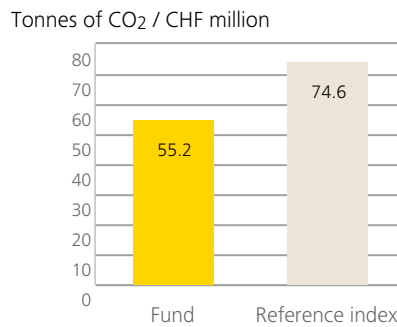
PostFinance aims for a better ESG rating and a lower carbon footprint for this fund than their benchmark index*. Furthermore, by drafting this report, PostFinance aims to create transparency with regard to global warming potential, Sustainable Development Goals (SDG), compliance with the United Nations Global Compact (UNGC) initiative and any controversial business activities.

MSCI ESG Rating

The MSCI ESG Fund Rating measures environmental, social and corporate governance characteristics for the companies in which the fund has invested and ranks all holdings of the fund on a scale from AAA to CCC. AAA is the most sustainable level. This fund aims for a higher ESG rating than the traditional benchmark index that is not explicitly sustainable*.



The graphic below shows the greenhouse gas emissions of the fund in tonnes per millions of CHF in investment compared to the traditional benchmark index that is not explicitly sustainable*. PostFinance aims to achieve lower CO2 emissions for this fund than the benchmark index*.
(Data coverage: 87% of the portfolio)



The five best ESG positions

	Proportion	ESG Rating
ABB Ltd	2.16%	10.0
NVIDIA CORPORATION	1.91%	10.0
Taiwan Semiconductor Man	1.87%	10.0
Alcon AG	1.06%	10.0
Swiss Re AG	0.87%	10.0

ESG rating of the five biggest positions

	Proportion	ESG Rating
Nestle S.A.	7.34%	6.3
Novartis AG	5.45%	7.5
Roche Holding AG	4.83%	6.1
MICROSOFT CORPORATION	2.54%	7.9
UBS Group AG	2.34%	8.5

Carbon footprint

The carbon footprint is calculated based on the greenhouse gas emissions (in CO2 equivalents) caused by the invested companies within the fund.

* The reference index is a mixed index, which tracks the same asset classes as the fund itself – with traditional, non-explicitly sustainable indices. Further information on the reference index can be found in the "Prospectus with integrated fund contract".

Global warming potential

The global warming key figure is receiving more and more attention. We therefore aim to show the portfolio's temperature value in this report in the near future.

UNGC compliance

The United Nations Global Compact (UNGC) initiative defines ten principles comprising minimum social and environmental standards (including human rights, freedom of association, elimination of forced and child labour, environmental protection and anti-corruption measures) that companies commit to upholding. Note: The fund cannot have a higher percentage value than the maximum for the companies evaluated in the MSCI ESG Rating (page 1).

UNGC compliance rate	76%	77%
	Fund	Reference index

Controversial business activities

This key figure shows what percentage of the companies in the fund or reference index are involved in controversial business activities. In line with industry standards, only companies that exceed a certain threshold value are reported on. We use the threshold values from the MSCI ESG Leaders Indexes Methodology as guidance, with the exception of Thermal Coal (0% instead of 5%). The additional threshold values are defined as follows: Alcohol 10%, Nuclear Power 10%, Gambling 10%, Conventional Weapons 10%, Nuclear Weapons 0%, Tobacco 5% for production and 15% for distribution. Controversial Weapons 0%. Civilian Firearms: 5% for production and 15% for distribution.

	Fund	Reference index
Alcohol	0%	0%
Civilian Firearms	0%	0%
Controversial Weapons	0%	0%
Conventional Weapons	0%	0%
Gambling	0%	0%
Nuclear Power	0%	1%
Nuclear Weapons	0%	1%
Thermal Coal	0%	1%
Tobacco	0%	0%

Alignment with the SDGs

The UN's 17 global Sustainable Development Goals (SDGs) and their 169 targets address the economic, social and environmental dimensions of sustainable development in a balanced way. These are the core of the UN's Sustainable Development Agenda and are to be achieved globally and by all UN member states by 2030. The rating below reflects the net contribution of the fund to the achievement of the 17 UN goals on a scale of -10 (negative contribution) to +10 (positive contribution). The evaluation of the individual securities in a fund is based on both the products and services and the operating activities of the companies included in the fund. These values are only used for comparison purposes, and the fund does not pursue its own target.



Legal information

This document is an **advertisement**.

This information and these statements are for information purposes only and do not constitute either an invitation to tender, a solicitation, an offer or a recommendation to purchase a service, buy or sell any securities or other financial instruments or to perform other transactions. This information does not take into consideration the specific or future investment goals, financial or tax situation or particular needs of any specific recipient, and is therefore not a suitable basis for investment decisions. We recommend that you consult your financial or tax advisor before every investment. The price, value and return of investments may fluctuate. Investment in financial instruments is subject to certain risks and does not guarantee the retention of the capital invested or an increase in value. All investment services and financial instruments provided by PostFinance Ltd are unavailable to US persons and other persons whose domicile or tax liability is outside of Switzerland and will therefore neither be offered nor sold/provided to them. PostFinance Fonds are issued in accordance with Swiss law. Prospectuses, KIID, BIB, the management regulations as well as annual and interim reports are available free of charge from the PostFinance Operations Center, any PostFinance branch or from UBS Fund Management (Switzerland) AG, P.O. Box, 4002 Basel, Switzerland. Before investing in a product, please read the latest prospectus carefully and thoroughly. Past performance is not a reliable indicator of future results. The performance shown does not take account of any commissions and costs charged when purchasing units. Commissions and costs have a negative impact on performance. All ESG values and targets in this report are measured and reported using data from MSCI ESG Research. The traditional benchmark index used in this report is calculated using an approximation method, which may result in a different representation of the ESG target attainment for this fund.

Specific information ©2021 MSCI ESG Research LLC. Reproduced with permission.

Some of the information contained herein, namely environmental, social and governance data (hereinafter referred to as the "information"), has been obtained from/is subject to copyright by MSCI ESG Research LLC (a Registered Investment Adviser as defined by the US Investment Advisers Act of 1940) or its affiliates (including MSCI Inc. and its subsidiaries ("MSCI")) or third-party providers (hereinafter referred to in conjunction with MSCI and MSCI ESG as the "ESG Parties"). The information has not been filed with or approved by the US Securities and Exchange Commission (SEC) or any other regulatory authority. The information may not be used in connection with or to create any derivative work, nor does it constitute an offer to buy or sell nor advertising or a recommendation by the ESG Parties of any securities, financial instruments or products or trading strategies, and it should not be relied on as an indication or guarantee of any future performance, analysis, forecast or prediction. None of the information can be used alone to determine which securities to buy or sell or when to buy or sell them.

Although PostFinance Ltd and the ESG Parties obtain their information from sources they consider reliable, they do not assume any liability or guarantee for the authenticity, accuracy and/or completeness of the data contained herein. PostFinance Ltd and the ESG Parties do not provide express or implied guarantees of any kind and expressly disclaim any warranties of the merchantability or suitability of the data contained herein with regard to a particular purpose. Neither PostFinance Ltd nor the ESG Parties shall be held liable for any errors or omissions in connection with the data contained herein. Regardless of the aforementioned provisions, PostFinance Ltd and the ESG Parties shall not be liable for any direct, indirect, special, punitive, consequential or other damages of any kind (including loss of profit), even if advised of the likelihood of such damage. The information may expressly be used for personal purposes only and may not be reproduced or passed on in any form.

This ESG report is powered by yourSRI, an FE fundinfo (Liechtenstein) brand.



PostFinance AG
Mingerstrasse 20
3030 Bern

www.postfinance.ch

The PostFinance logo, which consists of the word "PostFinance" in a bold, black, sans-serif font. To the right of the text is a red cross symbol, similar to the Swiss flag, set against a yellow background.