

Factsheet November 2024

# Allegra Equity Global Focus Switzerland - Class A1

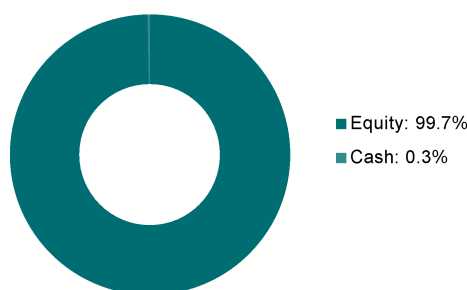
## Key Information

ISIN	CH1360215300
Valor number	136021530
Currency	CHF
Domicile	Switzerland
Launch date	30/09/2024
NAV	101.37
Global category	Equity allocation
PRIIPS KID	3
TER	0.70%
Fund size in millions CHF	30.7
Size share class in millions CHF	0.1

## Investment Objective

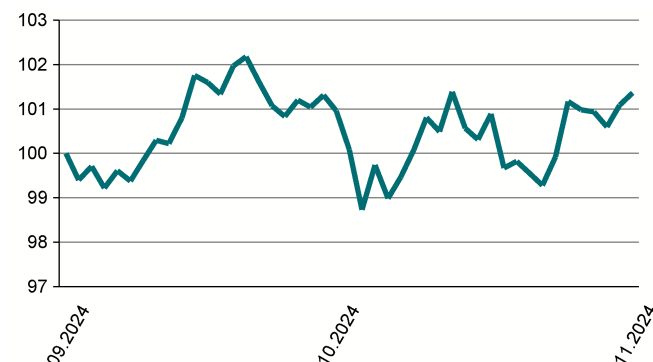
The investment objective of Helvetia Allegra Equity Global Focus Switzerland (sub-fund of the Helvetia Allegra Fund) is to achieve a sustainable return. The long-term investment horizon emphasises profitability. The investment objective of the sub-fund is to achieve a sustainable return on the basis of a globally diversified, index-linked equity portfolio with a particular focus on the Swiss market in general and on high-dividend stocks in the Swiss market. The maximum equity allocation is 100%. Investments are also made in bonds, other collective investment schemes and structured products.

## Asset allocation

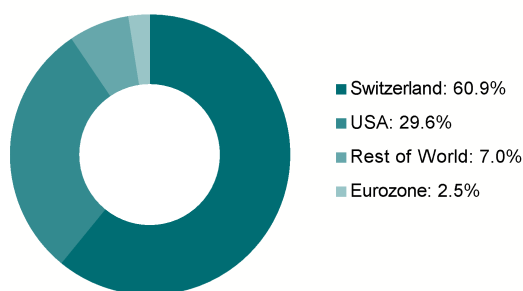


## Evolution of NAV

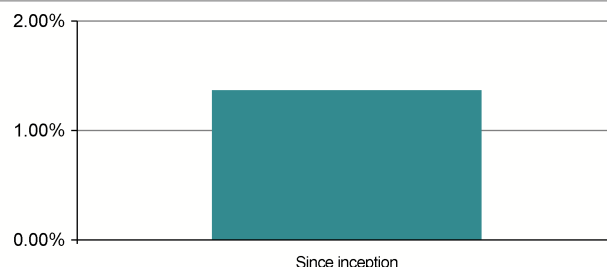
Period: 30.09.2024 to 29.11.2024



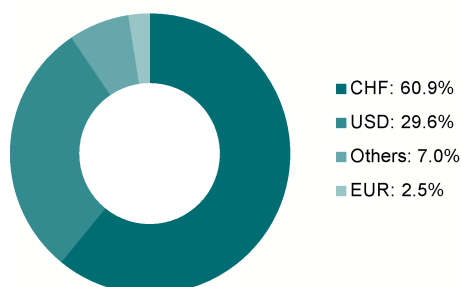
## Regional equity allocation



## Performance (annual)



## Currency allocation



## Performance\*

	2024	Since inception
Allegra Equity Global Focus Switzerland - A1		1.37%

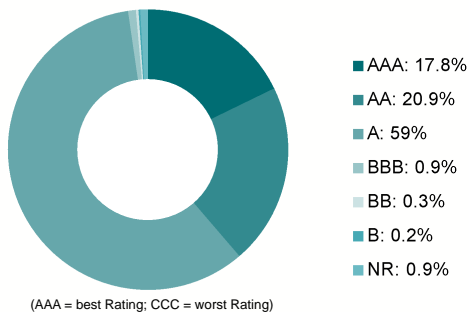
\* Performance is expressed as a percentage of the net asset value (NAV) and reflects the change in the NAV per unit. It corresponds to the total return achieved within the referenced period in the fund's unit of account less the total expenses charged to the fund assets (total expense ratio or TER), in particular the management and custodian bank fees and transaction costs.

## Top 10 positions

	Portfolio weight
AMUNDI MSCI WORLD ETF DR USD A	13.88%
SPDR MSCI World ETF	13.81%
XTRACKERS MSCI WORLD ETF 1D	12.27%
ROCHE HOLDING AG-GENUSSCHEIN	7.57%
NOVARTIS AG-REG	7.42%
NESTLE SA-REG	7.36%
ZURICH INSURANCE GROUP AG	5.74%
SWISS RE AG	3.78%
UBS GROUP AG-REG	1.95%
iShares Core SPI® ETF (CH)	1.92%

## ESG Ratings

Rating ESG, based on MSCI methodology



**No sustainability factors (ESG factors) are taken into account in the management of this sub-fund.**

The MSCI ESG Rating measures a company's resilience to long-term material industry environmental, social and governance risks. It is calculated using a rules-based methodology to identify industry leaders and laggards based on their exposure to ESG risks and how they manage these risks compared to other companies. ESG ratings range from leading (AAA, AA) to average (A, BBB, BB) to lagging (B, CCC).

## Market Review in Q3 2024

Global growth remained moderate in the 3rd quarter, with the US still holding an advantage over Europe. Overall, US economic indicators were solid, although the labor market has slightly cooled. In contrast, growth in the Eurozone appears to have been weak again, as suggested by consumption and export data. Swiss GDP growth, according to leading indicators, is likely to be slightly higher than that of the Eurozone. The ongoing decline in inflation rates allowed central banks to further cut interest rates. Although the targeted annual inflation rate of 2% has not yet been reached in the US, the Federal Reserve responded to easing inflationary pressure and the weakening labor market with an initial rate cut of 50 basis points. The European Central Bank (ECB) and the Swiss National Bank (SNB), having already acted in previous quarters, reduced their key interest rates by 25 basis points each.

The decline in inflation and the rate cuts resulted in strong total returns in global bonds (Bloomberg Global Aggregate +7.0%). For Swiss bonds, this effect was somewhat weaker, as the SNB had already initiated its rate changes in previous quarters. Stock markets also performed well in the third quarter. US stocks (+5.9%) saw strong gains due to the robust US economy and the Fed's rate cut, while the indices in the Eurozone (+2.5%) and Switzerland (+1.6%) posted more modest gains.

TER: Ex ante TER

Important legal information:

This information relates to a (unit-linked) insurance product of Helvetia Swiss Life Insurance Company Ltd, is provided for this purpose only and may only be used in the context of the insurance product. They do not constitute an offer or solicitation to buy or sell any financial instruments or services and are provided for general information purposes only and therefore do not relate to the circumstances of any individual person or entity. No guarantee can be given for accuracy, completeness and correctness.

There are risks associated with every investment, in particular the value and return of the fund units may fall or rise. Past performance is not a reliable indicator of future performance; actual performance may be higher or lower. Helvetia Swiss Life Insurance Company Ltd accepts no liability for any losses. Investments should be made not only after a thorough study of the prospectus, the key investor information and the current annual and semi-annual reports, but also with the assistance of a professional financial advisor if necessary.

Although Helvetia Swiss Insurance Company Ltd provider of information, including but not limited to MSCI ESG Research LLC and its affiliates (the ESG Parties), obtain information (the Information) from sources it believes to be reliable, none of the ESG Parties guarantees the originality, accuracy and/or completeness of the data contained therein and expressly disclaims any direct or indirect liability, including standard industry liability. The information contained herein may only be used for personal use. Furthermore, it may not be reproduced or redistributed in any form and may not be used as a basis or component of financial instruments, -products or indices.