

# Allegra Equity Global Focus Switzerland - Class H1D

## Key Information

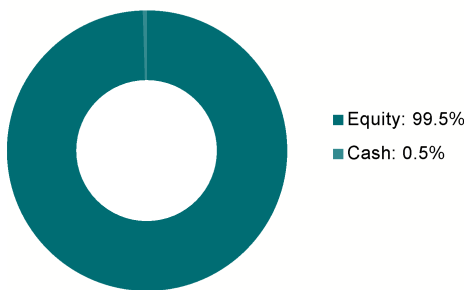
ISIN	CH1360215326
Valor number	136021532
Currency	CHF
Domicile	Switzerland
Launch date	18/09/2024
NAV	106.47
Global category	Equity allocation
PRIIPS KID	3
TER	0.25%
Fund size in millions CHF	33
Size share class in millions CHF	31.7

## Investment Objective

The investment objective of Helvetia Allegra Equities Global Focus Switzerland (sub-fund of the Helvetia Allegra Fund) is to achieve a sustainable return. The long-term investment horizon emphasises profitability. The investment objective of the sub-fund is to achieve a sustainable return on the basis of a globally diversified, index-linked equity portfolio with a particular focus on the Swiss market in general and on high-dividend stocks in the Swiss market. The maximum equity allocation is 100%. Investments are also made in bonds, other collective capital investments and structured products.

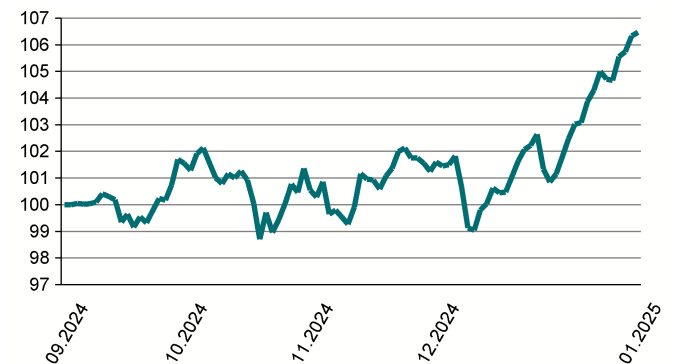
The sub-fund complies with the investment restrictions for pension funds in accordance with the BVG and its implementing ordinance Art. 53 ff BVV 2. However, based on Art. 50 para. 4 BVV 2, the proportion of equities and foreign currency investments in this sub-fund is higher than for conventional pension funds.

## Asset allocation

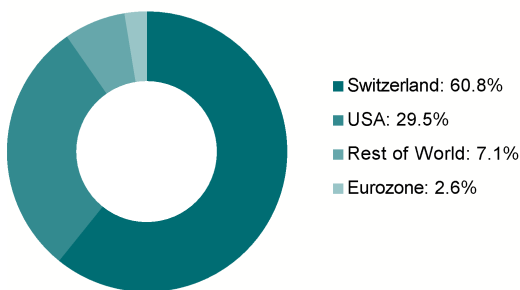


## Evolution of NAV

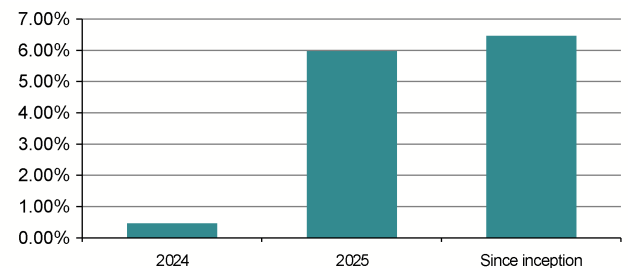
Period: 18.09.2024 to 31.01.2025



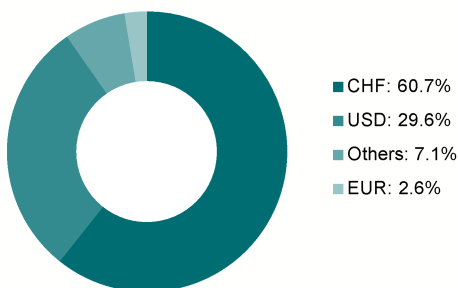
## Regional equity allocation



## Performance (annual)



## Currency allocation



## Performance\*

	2024	2025	Since inception
Allegra Equity Global Focus Switzerland - H1D	0.47%	5.97%	6.47%

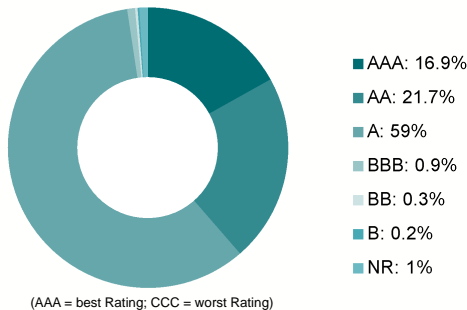
\* Performance is expressed as a percentage of the net asset value (NAV) and reflects the change in the NAV per unit. It corresponds to the total return achieved within the referenced period in the fund's unit of account less the total expenses charged to the fund assets (total expense ratio or TER), in particular the management and custodian bank fees and transaction costs.

## Top 10 positions

	Portfolio weight
SPDR MSCI World ETF	13.43%
AMUNDI MSCI WORLD ETF DR USD A	13.38%
XTRACKERS MSCI WORLD ETF 1D	13.24%
ROCHE HOLDING AG-GENUSSCHEIN	7.75%
NESTLE SA-REG	7.34%
NOVARTIS AG-REG	7.34%
ZURICH INSURANCE GROUP AG	4.98%
SWISS RE AG	3.76%
ISHARES SWISS DIVIDEND ETF (CH) AnteileA	2.30%
iShares Core SPI® ETF (CH)	1.98%

## ESG Ratings

Rating ESG, based on MSCI methodology



**No sustainability factors (ESG factors) are taken into account in the management of this sub-fund.**

The MSCI ESG Rating measures a company's resilience to long-term material industry environmental, social and governance risks. It is calculated using a rules-based methodology to identify industry leaders and laggards based on their exposure to ESG risks and how they manage these risks compared to other companies. ESG ratings range from leading (AAA, AA) to average (A, BBB, BB) to lagging (B, CCC).

### Market Review in Q4 2024

Regional growth divergences appear to have persisted during the fourth quarter. At least, this is suggested by key leading indicators, which point to robust growth in the United States and below-average growth in many European economies. The central banks continued their interest rate cuts despite sometimes still elevated inflation levels. The US Federal Reserve, the European Central Bank, and the Swiss National Bank each cut their key interest rates by 50 basis points in the fourth quarter.

Economic developments in financial markets were overshadowed by the US presidential election. The re-election of Donald Trump led to a rise in inflation expectations among investors while dampening expectations for US budget consolidation and further rate cuts. US equities (S&P 500 +2.4%) benefited from the prospect of potential tax cuts and deregulation measures. In contrast, concerns over potential tariffs and trade barriers weighed on market sentiment in Europe. The EuroStoxx 50 declined by -1.7%, while the Swiss SMI delivered a particularly weak performance, falling by -4.7%.

### Portfolio Activity in Q4 2024

The fund was launched on 30.09.2024. It was always fully invested throughout Q4 2024 with allocations of 60% to Switzerland and 40% to World Developed.

TER: Ex ante TER

Important legal information:

The information contained in this document is neither an offer nor a solicitation to buy or sell any financial instruments or services. It is for general information purposes only and therefore does not relate to the circumstances of any individual person or entity. No guarantee can be given for accuracy, completeness and correctness.

The fund is authorised for distribution in Switzerland.

Every investment involves risks, in particular the value and return of the fund units may fall or rise. Past performance is not a reliable indicator of future performance; actual performance may be higher or lower. Helvetia Swiss Insurance Company Ltd accepts no liability for any losses. Investments should be made not only after a thorough study of the prospectus, the key investor information and the current annual and semi-annual reports, but also with the assistance of a professional financial advisor if necessary.

The documents mentioned can be obtained free of charge from Helvetia Swiss Insurance Company Ltd, Dufourstrasse 40, 9001 St. Gallen or CACEIS (Switzerland) SA, Route de Signy 35, 1260 Nyon.

Although Helvetia Swiss Insurance Company Ltd is the provider of information, including but not limited to MSCI ESG Research LLC and its affiliates (the ESG Parties), information (the Information) is obtained from sources it believes to be reliable, none of the ESG Parties guarantees the originality, accuracy and/or completeness of the data contained therein and expressly disclaims any direct or indirect liability, including liability customary in the industry. The information contained in this brochure may only be used for personal use. Furthermore, it may not be reproduced or redistributed in any form and may not be used as a basis or component of financial instruments, products or indices.