

# HELVETIA ALLEGRA ONE - Class R1

## Key Information

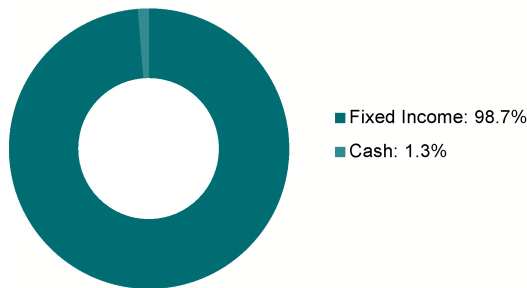
ISIN	CH0474398283
Valor number	47439828
Currency	CHF
Domicile	Switzerland
Launch date	01/07/2019
NAV	94.64
Global category	Bond Fund
PRIIPS KID	2
TER	0.44%
Fund size in millions CHF	48.2
Size share class in millions CHF	3.9
Duration	4.84

## Investment Objective

The investment goal for the sub-fund is to achieve a sustainable return while at the same time limiting risk. Here, the long-term investment horizon puts security before profitability, so that the risks are balanced against earnings. To this end, the fund management invests the sub-fund assets directly or indirectly in a portfolio comprised mainly of corporate bonds, in which the borrowers and issuers are based, or have the majority of their business activities, in Switzerland and the OECD countries.

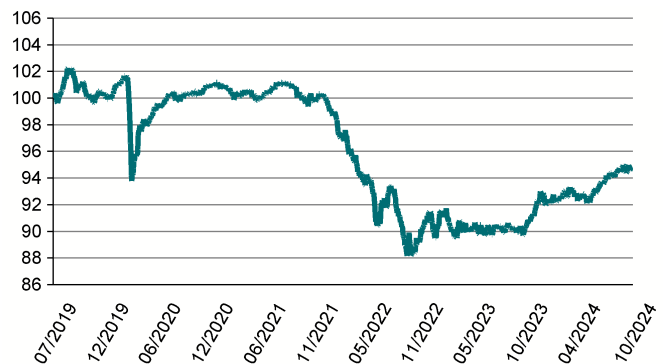
The sub-fund complies with the investment restrictions for pension funds in accordance with the BVG and its implementing ordinance Art. 53 ff BVV 2. However, based on Art. 50 para. 4 BVV 2, the proportion of equities and foreign currency investments in this sub-fund is higher than for conventional pension funds.

## Asset allocation

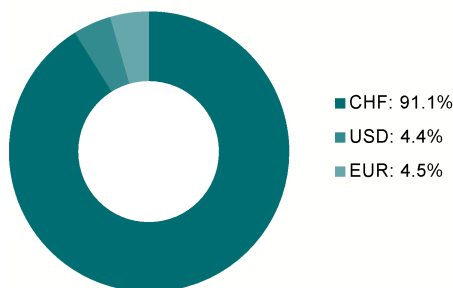


## Evolution of NAV

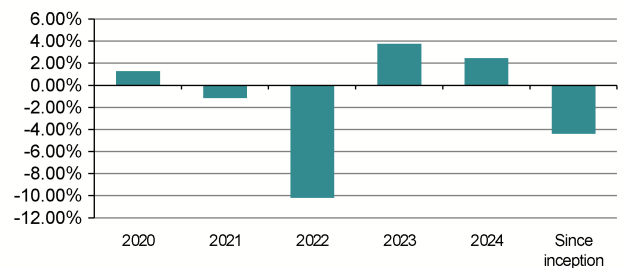
Period: 01/07/2019 to 31/10/2024



## Currency allocation



## Performance (annual)



## Performance\*

	2020	2021	2022	2023	2024	Since inception
HELVETIA ALLEGRA ONE - R1	1.28%	-1.13%	-10.17%	3.77%	2.45%	-4.37%

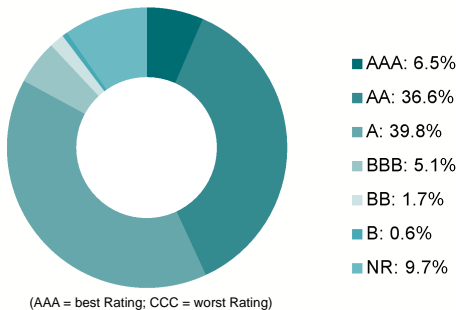
\* Performance is expressed as a percentage of the net asset value (NAV) and reflects the change in the NAV per unit. It corresponds to the total return achieved within the referenced period in the fund's unit of account less the total expenses charged to the fund assets (total expense ratio or TER), in particular the management and custodian bank fees and transaction costs.

## Top 10 positions

	Portfolio weight
UBS(Lux)FS BlmbgMSCIUSLqCpSuCH	9.56%
UBS(Lux)FS BMSCI ArLiqCorpSus	9.55%
Xtrackers USD Corporate Bond E	2.70%
iShares Corp Bond ETF USD Ac	1.59%
Xtrackers II EUR Corporate Bon	1.52%
SPDRÂ@ Blmbg EUR Corp Bd ETF	1.46%
iShares Core Corp Bond ETF E	1.44%
ROCH KA 2.0 09-32	1.13%
NESTLE 2.25% 08-11-29	1.13%
NESTLE 1.875% 28-06-29	1.10%

## ESG Ratings

Rating ESG, based on MSCI methodology



**No sustainability factors (ESG factors) are taken into account in the management of this sub-fund.**

The MSCI ESG Rating measures a company's resilience to long-term material industry environmental, social and governance risks. It is calculated using a rules-based methodology to identify industry leaders and laggards based on their exposure to ESG risks and how they manage these risks compared to other companies. ESG ratings range from leading (AAA, AA) to average (A, BBB, BB) to lagging (B, CCC).

## Market Review in Q3 2024

Global growth remained moderate in the 3rd quarter, with the US still holding an advantage over Europe. Overall, US economic indicators were solid, although the labor market has slightly cooled. In contrast, growth in the Eurozone appears to have been weak again, as suggested by consumption and export data. Swiss GDP growth, according to leading indicators, is likely to be slightly higher than that of the Eurozone. The ongoing decline in inflation rates allowed central banks to further cut interest rates. Although the targeted annual inflation rate of 2% has not yet been reached in the US, the Federal Reserve responded to easing inflationary pressure and the weakening labor market with an initial rate cut of 50 basis points. The European Central Bank (ECB) and the Swiss National Bank (SNB), having already acted in previous quarters, reduced their key interest rates by 25 basis points each.

The decline in inflation and the rate cuts resulted in strong total returns in global bonds (Bloomberg Global Aggregate +7.0%). For Swiss bonds, this effect was somewhat weaker, as the SNB had already initiated its rate changes in previous quarters.

### Important legal information:

The information contained in this document is neither an offer nor a solicitation to buy or sell any financial instruments or services. It is for general information purposes only and therefore does not relate to the circumstances of any individual person or entity. No guarantee can be given for accuracy, completeness and correctness.

The fund is authorised for distribution in Switzerland.

Every investment involves risks, in particular the value and return of the fund units may fall or rise. Past performance is not a reliable indicator of future performance; actual performance may be higher or lower. Helvetia Swiss Insurance Company Ltd accepts no liability for any losses. Investments should be made not only after a thorough study of the prospectus, the key investor information and the current annual and semi-annual reports, but also with the assistance of a professional financial advisor if necessary. The documents mentioned can be obtained free of charge from Helvetia Swiss Insurance Company Ltd, Dufourstrasse 40, 9001 St. Gallen or CACEIS (Switzerland) SA, Route de Signy 35, 1260 Nyon.

Although Helvetia Swiss Insurance Company Ltd is the provider of information, including but not limited to MSCI ESG Research LLC and its affiliates (the ESG Parties), information (the Information) is obtained from sources it believes to be reliable, none of the ESG Parties guarantees the originality, accuracy and/or completeness of the data contained therein and expressly disclaims any direct or indirect liability, including liability customary in the industry. The information contained in this brochure may only be used for personal use. Furthermore, it may not be reproduced or redistributed in any form and may not be used as a basis or component of financial instruments, products or indices.