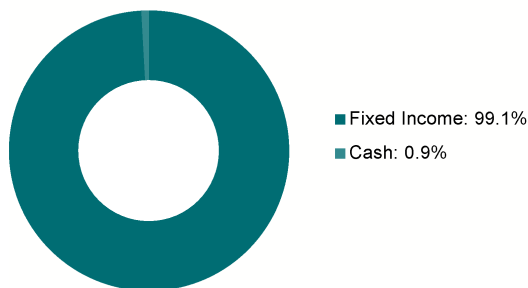


HELVETIA ALLEGRA ONE - Class R1

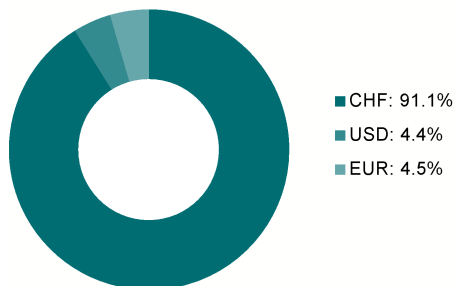
Key Information

ISIN	CH0474398283
Valor number	47439828
Currency	CHF
Domicile	Switzerland
Launch date	01/07/2019
NAV	94.87
Global category	Bond Fund
PRIIPS KID	2
TER	0.44%
Fund size in millions CHF	48.4
Size share class in millions CHF	3.9
Duration	4.94

Asset allocation



Currency allocation



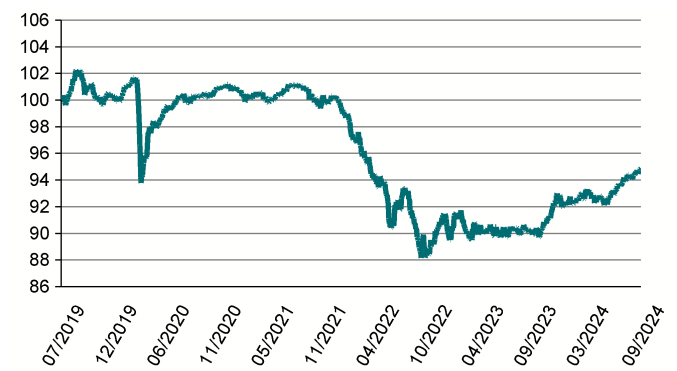
Investment Objective

The investment goal for the sub-fund is to achieve a sustainable return while at the same time limiting risk. Here, the long-term investment horizon puts security before profitability, so that the risks are balanced against earnings. To this end, the fund management invests the sub-fund assets directly or indirectly in a portfolio comprised mainly of corporate bonds, in which the borrowers and issuers are based, or have the majority of their business activities, in Switzerland and the OECD countries.

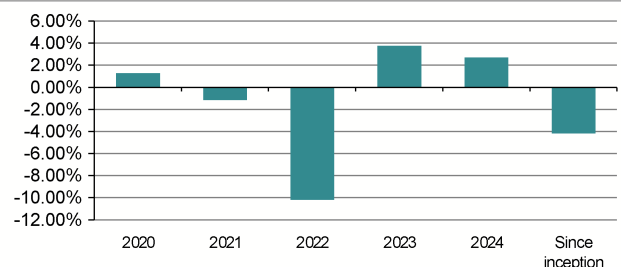
The sub-fund complies with the BVV 2 investment restrictions.*

Evolution of NAV

Period: 01/07/2019 to 30/09/2024



Performance (annual)



Performance

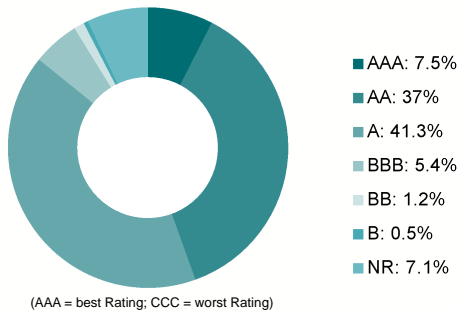
	2020	2021	2022	2023	2024	Since inception
HELVETIA ALLEGRA ONE - R1	1.28%	-1.13%	-10.17%	3.77%	2.70%	-4.14%

Top 10 positions

	Portfolio weight
UBS(Lux)FS BlmbgMSCIUSLqCpSuCH	9.82%
UBS(Lux)FS BMSCI ArLiqCorpSus	9.56%
Xtrackers USD Corporate Bond E	2.71%
iShares Corp Bond ETF USD Ac	1.59%
Xtrackers II EUR Corporate Bon	1.52%
SPDRÂ@ Blmbg EUR Corp Bd ETF	1.46%
iShares Core Corp Bond ETF E	1.45%
NESTLE 2.25% 08-11-29	1.13%
ROCH KA 2.0 09-32	1.12%
NESTLE 1.875% 28-06-29	1.09%

ESG Ratings

Rating ESG, based on MSCI methodology



No sustainability factors (ESG factors) are taken into account in the management of this sub-fund.

The MSCI ESG Rating measures a company's resilience to long-term material industry environmental, social and governance risks. It is calculated using a rules-based methodology to identify industry leaders and laggards based on their exposure to ESG risks and how they manage these risks compared to other companies. ESG ratings range from leading (AAA, AA) to average (A, BBB, BB) to lagging (B, CCC).

Market Review in Q3 2024

Global growth remained moderate in the 3rd quarter, with the US still holding an advantage over Europe. Overall, US economic indicators were solid, although the labor market has slightly cooled. In contrast, growth in the Eurozone appears to have been weak again, as suggested by consumption and export data. Swiss GDP growth, according to leading indicators, is likely to be slightly higher than that of the Eurozone. The ongoing decline in inflation rates allowed central banks to further cut interest rates. Although the targeted annual inflation rate of 2% has not yet been reached in the US, the Federal Reserve responded to easing inflationary pressure and the weakening labor market with an initial rate cut of 50 basis points. The European Central Bank (ECB) and the Swiss National Bank (SNB), having already acted in previous quarters, reduced their key interest rates by 25 basis points each.

The decline in inflation and the rate cuts resulted in strong total returns in global bonds (Bloomberg Global Aggregate +7.0%). For Swiss bonds, this effect was somewhat weaker, as the SNB had already initiated its rate changes in previous quarters.

Portfolio Activity in Q3 2024

We did not do any change worth mentioning in the portfolio.

*BVV 2 the investment restrictions

The Helvetia Allegra ONE sub-fund complies with the investment restrictions for pension funds in accordance with the BVG and its implementing ordinance BVV 2 (currently Art. 54ff.).

Important legal information:

The information contained in this document is neither an offer nor an invitation to buy or sell any financial instruments or services. This document is for general information purposes only and therefore not related to the circumstances of individuals or legal entities. Accuracy, completeness and relevance cannot be guaranteed.

The fund is authorized for distribution in Switzerland.

Each investment involves risks. In particular, the value and return of fund units may fall or rise. Past performance is no guarantee of future results and actual performance may be higher or lower. The performance shown in this document does not take into account any subscription or redemption commissions and costs. Helvetia Swiss Insurance Company Ltd assumes no liability for any losses. Investments should only be made after a thorough study of the prospectus, key investor information documents and the current annual and semi-annual reports. If necessary, with the assistance of a professional financial advisor.

The mentioned documents can be obtained free of charge from Helvetia Swiss Insurance Company Ltd, Dufourstrasse 40, 9001 St. Gallen or CACEIS (Switzerland) SA, Route de Signy 35, 1260 Nyon.

Although Helvetia Swiss Insurance Company Ltd information providers, including without limitation, MSCI ESG Research LLC and its affiliates (the "ESG Parties"), obtain information (the "Information") from sources they consider reliable, none of the ESG Parties warrants or guarantees the originality, accuracy and/or completeness, of any data herein and expressly disclaim all express or implied warranties, including those of merchantability and fitness for a particular purpose. The Information may only be used for your internal use, may not be reproduced or disseminated in any form and may not be used as a basis for, or a component of, any financial instruments or products or indices. Further, none of the Information can in and of itself be used to determine which securities to buy or sell or when to buy or sell them. None of the ESG Parties shall have any liability for any errors or omissions in connection with any data herein, or any liability for any direct indirect special, punitive, consequential or any other damages (including lost profits) even if notified of the possibility of such damages.