


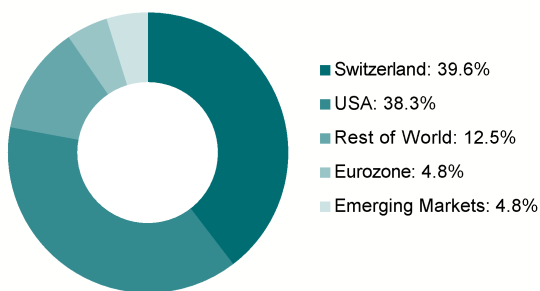
## Key Information

ISIN	CH1154699537
Valor number	115469953
Currency	CHF
Domicile	Switzerland
Launch date	01/18/2022
NAV	96.39
Global category	Allocation
PRIIPS KID	3
TER	0.60%
Fund size in millions CHF	182.6
Size share class in millions CHF	0.4
Duration	6.34

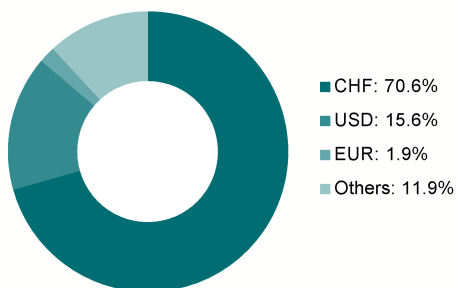
## Asset allocation



## Regional equity allocation



## Currency allocation



## Investment Objective

The investment objective is to achieve a sustainable return while simultaneously attempting to limit the risk. The long-term investment horizon prioritizes security before profitability, so that the risks are balanced with the return.

Active asset management: The portfolio is highly diversified across asset classes, countries, sectors and currencies. The maximum equity share in the portfolio is 50%.

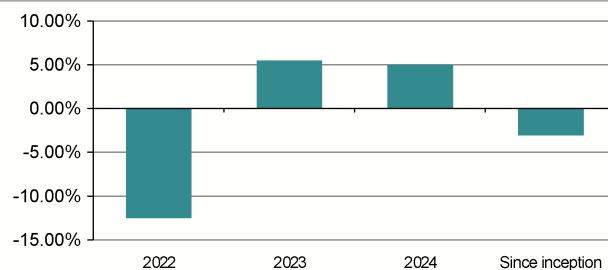
The sub-fund complies with the BVV 2 investment restrictions.\*

## Evolution of NAV

Period: 01/18/2022 to 05/31/2024



## Performance (annual)



## Performance

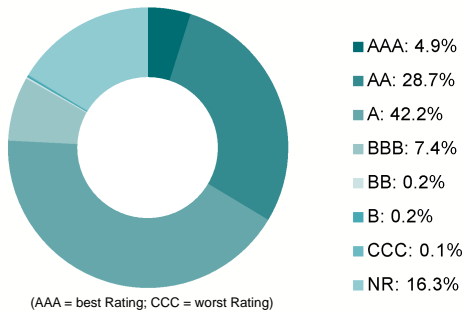
	2022	2023	2024	Since inception
HELVETIA ALLEGRA 50 - E	-12.50%	5.52%	5.01%	-3.04%

## Top 10 positions

	Portfolio weight
iShares JPMorgan EM Lcl Govt B	4.91%
Xtrackers MSCI World ETF 1C	4.87%
UBS(Lux)FS BMSCI ArLiqCorpSus	4.85%
BARCLAYS BK ZCP 28-02-25	4.68%
UBS AG LON (MSCI AC ) 31-12-99	4.01%
Xtrackers II ESG Global Agg Bd	3.67%
SPDR® MSCI World Small Cap ETF	3.56%
SPDR® Blmbg Glb Aggr Bd ETF C	3.11%
iShares Core Global Aggt Bd ET	2.88%
iShares Core MSCI World ETF US	2.60%

## ESG Ratings

### Rating ESG, based on MSCI methodology



The MSCI ESG Rating measures a company's resilience to long-term material industry environmental, social and governance risks. It is calculated using a rules-based methodology to identify industry leaders and laggards based on their exposure to ESG risks and how they manage these risks compared to other companies. ESG ratings range from leading (AAA, AA) to average (A, BBB, BB) to lagging (B, CCC).

### Market Review in Q1 2024

In the first quarter of this year the US economy in particular continued to show resilience, fueling hopes that a recession can be avoided. The economic situation in Europe appeared less promising. Following zero growth in the previous quarter, according to leading indicators, the Eurozone is unlikely to have made much progress at the beginning of the new year. The Swiss economy seems to have continued its flat growth path in the first quarter. Low inflation rates allowed the Swiss National Bank to initiate the first interest rate cut among Western central banks. In March, it lowered its key interest rate by 25 basis points to 1.5%. The unexpectedly persistent inflation in the USA, and to some extent also in the Eurozone, prevented interest rate cuts from the US Fed and the ECB in the first quarter.

The partial pricing out of interest rate cuts weighed on the bond markets. Global bond markets (Bloomberg Global Aggregate -2.1%) declined significantly. On the other hand, stock markets benefited from more robust economic data, which fueled hopes of a soft landing, as well as from the continuing euphoria surrounding artificial intelligence. The S&P 500 (+10.6%), the Euro Stoxx 50 (+12.9%), and the SMI (+6.8%) posted significant gains. Listed real estate in Switzerland also recorded quarterly gains.

### Portfolio Activity in Q1 2024

We regularly took profit on outperforming equities and allocated the proceeds to underperforming Swiss bonds.

### \*BVV 2 the investment restrictions

The Helvetia Allegra 50 sub-fund complies with the investment restrictions for pension funds in accordance with the BVG and its implementing ordinance BVV 2 (currently Art. 54ff.).

#### Important legal information:

The information contained in this document is neither an offer nor an invitation to buy or sell any financial instruments or services. This document is for general information purposes only and therefore not related to the circumstances of individuals or legal entities. Accuracy, completeness and relevance cannot be guaranteed.

The fund is authorized for distribution in Switzerland.

Each investment involves risks. In particular, the value and return of fund units may fall or rise. Past performance is no guarantee of future results and actual performance may be higher or lower. The performance shown in this document does not take into account any subscription or redemption commissions and costs. Helvetia Swiss Insurance Company Ltd assumes no liability for any losses. Investments should only be made after a thorough study of the prospectus, key investor information documents and the current annual and semi-annual reports. If necessary, with the assistance of a professional financial advisor.

The mentioned documents can be obtained free of charge from Helvetia Swiss Insurance Company Ltd, Dufourstrasse 40, 9001 St. Gallen or CACEIS (Switzerland) SA, Route de Signy 35, 1260 Nyon.

Although Helvetia Swiss Insurance Company Ltd information providers, including without limitation, MSCI ESG Research LLC and its affiliates (the "ESG Parties"), obtain information (the "Information") from sources they consider reliable, none of the ESG Parties warrants or guarantees the originality, accuracy and/or completeness, of any data herein and expressly disclaim all express or implied warranties, including those of merchantability and fitness for a particular purpose. The Information may only be used for your internal use, may not be reproduced or disseminated in any form and may not be used as a basis for, or a component of, any financial instruments or products or indices. Further, none of the Information can in and of itself be used to determine which securities to buy or sell or when to buy or sell them. None of the ESG Parties shall have any liability for any errors or omissions in connection with any data herein, or any liability for any direct indirect special, punitive, consequential or any other damages (including lost profits) even if notified of the possibility of such damages.