

zMonthly August 24

Rapid recovery after the shock

August began with a shock to international stock markets. Following weaker US employment data, falling purchasing managers' indices and a surprise interest rate hike by the Bank of Japan, investors went into risk-off mode. The yen strengthened significantly, causing the Japanese stock market to slump, which in turn had a knock-on effect on other equity markets around the world. In addition, the VIX volatility index, which is regarded as a fear index, recorded its largest ever intraday rise. Fears of recession were somewhat tempered by the unexpectedly low level of initial jobless claims in the US. The Bank of Japan also indicated that it would hold off raising interest rates for the time being in the wake of the turmoil. This eased market fears, and a surprisingly rapid recovery began. The renewed decline in US inflation was interpreted as meaning that nothing stands in the way of the Fed cutting its key rate in September. This was also reflected in Fed Chairman Jerome Powell's speech at the annual Jackson Hole conference. In the end, major markets ended the volatile month on a positive note. Reinsurer Swiss Re reported second-quarter results which beat market expectations. Property developer Hiag also reported good results, thanks in part to a very low vacancy rate. The expansion of the photovoltaic systems on Hiag's properties is progressing. Tecan, on the other hand, surprised investors with a weak half-year result and was forced to lower its outlook, which weighed heavily on the share price. The fund lost 0.2% in August.

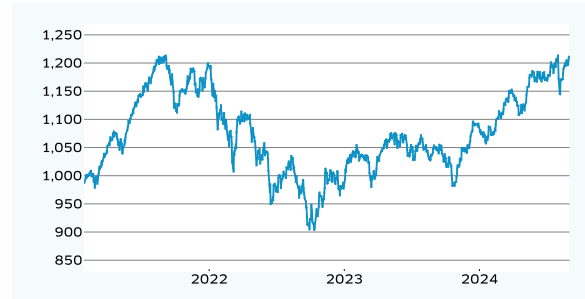
Little activity in the portfolio

During the month under review, we increased our exposure to Novartis, Geberit and U-Blox, while realising some price gains in Belimo.

Weak growth in Germany and China

As part of the half-yearly reporting, it became apparent that several manufacturing companies were complaining about challenging markets in Germany and China. Both countries are in a difficult economic situation, with the construction industry and consumer spending suffering. As a second-round effect, many companies in those countries are reducing or postponing planned investments in equipment. Both Germany at 12% and China (including Hong Kong) at 14% are among the most important export markets for Switzerland. If both markets weaken at the same time, the Swiss industry will not be able to escape the downward trend. There are also reports from China of increasing, price-aggressive competition against Western companies. We will continue to monitor the impact on Swiss companies and be even more selective in our stock selection. After the end of the semi-annual reporting period, equity markets are likely to focus on possible interest rate cuts.

Performance since Launch (as of 30/08/2024)



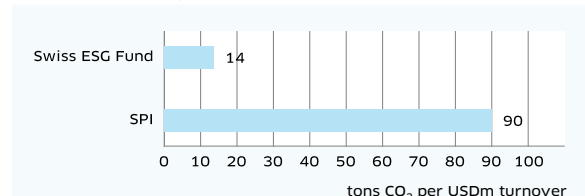
Performance (as of 30/08/2024)

MTD	-0.2%
YTD	10.9%
1 year	15.5%
3 years p.a.	0.0%
Since launch p.a.	5.9%

ESG Key Figures (as of 30/08/2024)

MSCI ESG Rating	AA
RepRisk Rating	A
zRating (Fund / SPI)	69 / 67
Estimated global warming Fund	<1.5°C
Companies which contribute positively to the UN SDGs (Fund / SPI)	80% / 63%

Carbon Intensity (as of 30/08/2024)



Largest Positions (as of 30/08/2024)

1	Roche	9.5%
2	Novartis	6.8%
3	Zurich Insurance Group	6.3%
4	ABB	5.9%
5	Lonza	4.6%
6	Sika	3.9%
7	SGS	3.4%
8	Swiss Re	3.2%
9	Swisscom	3.2%
10	Sonova	3.1%

Investment Strategy

The zCapital Swiss ESG Fund invests in Swiss equities which zCapital believes qualify as sustainable companies and have an attractive risk and return profile. The fund's assets are invested in a concentrated portfolio of 25 to 35 stocks from the SPI (Swiss Performance Index) universe. In addition to ESG integration, companies which violate social and environmental criteria are excluded. The sustainability of companies is also promoted through engagement and voting. zCapital invests with a long-term horizon and pursues an active selection process.

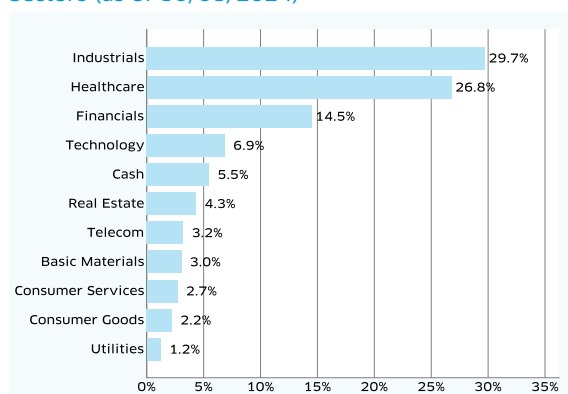
Impact of zCapital

zCapital plants each year 100 trees for every million Swiss francs of assets under management in the zCapital Swiss ESG Fund. In cooperation with myclimate, it is ensured that the trees are cared for in the long term. The project combines nature and climate protection with the creation of new sources of income for small farmers.

Portfolio Structure (as of 30/08/2024)

Net Asset Value	CHF 1,211.29 per Share ZA
Total Assets	CHF 28 m
Investment Exposure	94.5%
Number of Companies	32

Sectors (as of 30/08/2024)



Termsheet

Fund-Name	Swiss ESG Fund (Class ZA)
Asset Manager	zCapital AG, Zug
Swiss Security Number / ISIN	59273268 / CH0592732686
Price Publications	www.zcapital.ch, www.swissfunddata.ch, www.fundinfo.com
Bloomberg / Reuters	ZCESGZA SW Equity / 59273268.S
Morningstar-Rating	★★★
Minimum Investment / Reference Currency	CHF 3 Mio. / CHF
Fund Type / Distribution	Swiss Securities Fund / Authorized for public distribution in Switzerland and Germany
Management Fee (incl. Fund Management and Custodian Fees)	0.90%
Issue Fee / Redemption Fee	none
Total Expense Ratio (TER) 31/05/2024	1.03%
Requirements	The minimum subscription and minimum investment amount per investor or per asset manager is CHF 3m. Moreover, a written agreement has to be signed with zCapital prior to the investment.
Fund Management Company / Custodian Bank	LLB Swiss Investment AG, Zurich / Bank Julius Baer & Co. Ltd., Zurich
Subscriptions and Redemptions	On each bank working day at Net Asset Value (NAV). Subscription and redemption orders received by the custodian bank by 3.45 p.m. CET at the latest on a given bank business day (order day, T) will be settled on the next bank business day (valuation date) on the basis of the net asset value calculated on that date. The net asset value used to settle the order is therefore not known when the order is placed (forward pricing). The net asset value is calculated on the valuation date on the basis of the closing prices on the order day.
Auditor	PricewaterhouseCoopers AG, Zurich

Monthly Performance (as of 30/08/2024)

	Jan	Feb	Mar	Apr	May	Jun	Jul	Aug	Sep	Oct	Nov	Dec	Year
2021		-0.9%	6.4%	1.2%	3.7%	4.3%	3.3%	2.1%	-6.1%	1.5%	-0.3%	4.6%	21.0%*
2022	-6.5%	-3.3%	1.6%	-1.1%	-3.7%	-6.9%	4.4%	-3.5%	-5.8%	4.4%	3.0%	-1.6%	-18.2%
2023	5.7%	-0.2%	0.2%	2.8%	-0.9%	0.2%	1.0%	-1.1%	-1.5%	-3.9%	5.6%	3.7%	11.8%
2024	-1.0%	2.2%	4.3%	-2.9%	4.9%	-0.3%	3.6%	-0.2%					10.9%

* since Launch date (29 January 2021)

This document is promotion material. This document of zCapital Ltd does not constitute an offer or recommendation for the purchase or sale of investment funds. The information herein is subject to change at any time. No liability is accepted for any incorrect information. This document and the "ZA" class of the zCapital Swiss ESG Fund only directs to investors who meet the following requirements: (i) minimum subscriptions of CHF 3,000,000 in the zCapital Swiss ESG Fund subfund and (ii) a written asset management agreement or equivalent with zCapital AG. Past performance is not a reliable indicator of current or future performance. The performance figures do not include commissions and costs, which arise at subscription and redemption of units. According to Swiss law, the zCapital Swiss ESG Fund falls into the category of "Securities Fund". Investors are advised of the risks described in the fund prospectus. Investors have to be prepared to accept and be in a financial position to bear (possibly substantial) losses. The legal fund documents are available free of charge from zCapital Ltd, Baarerstrasse 82, 6300 Zug, Switzerland or on the website www.zcapital.ch. Ombudsman is Finanzombudsstelle Schweiz (FINOS). With respect to any sales restrictions, investors should seek independent advice on the applicable legal, financial or tax principles in the country concerned. This document is not intended for natural persons or legal entities for whom the use would breach the legal system of their state on account of their nationality or the domicile of the respective person or for other reasons. This applies in particular to persons with residence or domicile in the USA, Great Britain and Japan. The fund does not use a benchmark comparison.