

FERI Sustainable Quality I

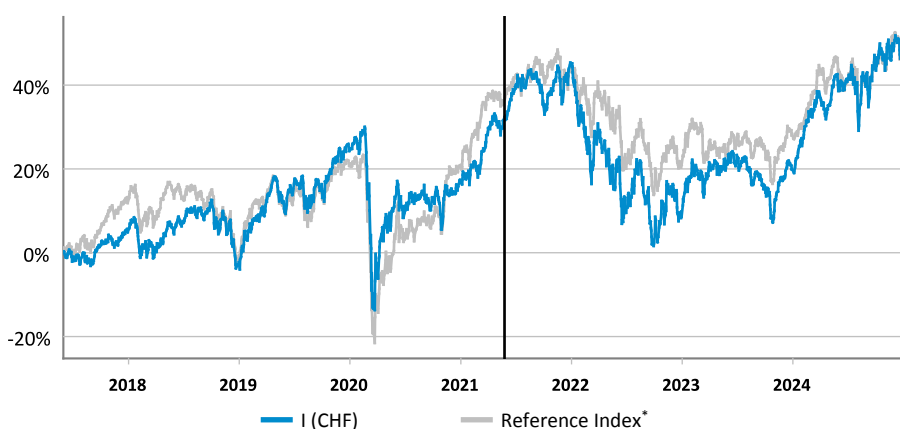
Marketing Information for Professional Investors

December 31st, 2024

Fund Description

The investment objective of FERI Sustainable Quality is to achieve appropriate long-term capital growth and a reasonable current income by means of (direct and indirect) investments primarily in carefully selected quality equities and other equity securities worldwide, denominated in a freely convertible currency. The OECD countries form the main investment regions, with a focus on Europe (including Switzerland) and North America. In particular, leading companies with attractive valuations in terms of financial strength, but also in terms of market positioning, business model and management are considered, with the selection being made on the basis of a fundamental analysis based on strict valuation criteria. The fund is a product in accordance with Art. 8 of Regulation (EU) 2019/2088 of the European Parliament and of the Council of November 27, 2019. In addition to the economic quality assessment, ethical, social, environmental and governance-related aspects are also taken into account (the information required in accordance with Art. 10 of EU Regulation 2088/2019 on the approach to sustainability strategies can be found on our website www.feri.de).

Performance according BVI-Method¹



¹The fund does not have a fixed benchmark market; the MSCI World Equal Weighted Index is only used as a guide. As of May 25, 2021, there was a name change and at the same time FERI Sustainable Quality became an Art. 8 fund. Inception of the share class: 31.05.2017

Performance Statistics¹

	MTD	YTD	1 Year	Since Inception	p.a. Since Inception	Volatility p.a.
Fund	-0.47%	23.69%	23.69%	48.35%	5.34%	16.65%
Reference Index	-1.63%	15.94%	15.94%	48.86%	5.38%	14.48%
Outperf.	1.16%	7.74%	7.74%	-0.51%	-0.05%	n/a

¹Historical performance may not be a reliable indicator of future performance. The shown performance development does not take into account the commissions and fees payable at issue and redemption. No benchmark is used. The performance is the percentage change between the invested assets at the beginning of the investment period and their value at the end of the investment period. Distributions are immediately invested in new fund units. This ensures comparability of the performance of distributing and accumulating funds. The performance is calculated on the basis of the unit values determined on each valuation date.

Fund Profile

Fund Domicile: Switzerland	Fund Currency: CHF
Investment Manager: FERI (Schweiz) AG	
Fund Administrator: LLB Swiss Investment AG	
Custodian Bank: Basler Kantonalbank	
Fund Size: CHF 47.96 m	
SFDR-Status: Article 8	
German Tax Status: Equity Funds according to InvStG with partial exemption	
Tax Transparency: CH	
Distribution Countries: CH, DE	
Actively Managed Fund: Actively managed	
Fiscal Year End: December 31 st	

Share Class I (CHF)

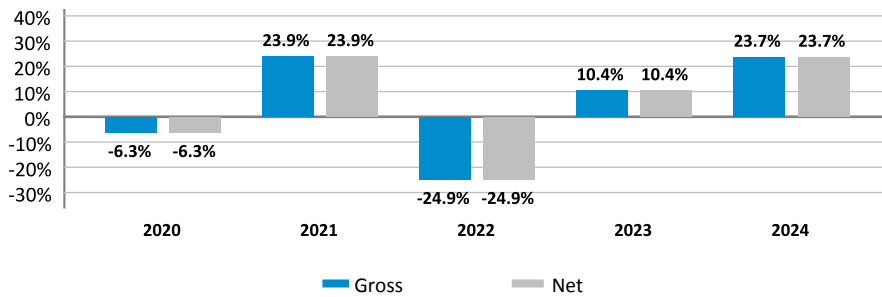
ISIN: CH0361013110	Valor: 36101311
Share Price: CHF 147.54	Bloomberg: MCGLQUI SW
Inception of the share class: 31.05.2017	
Distribution Type: accumulating	
Minimum Investment: 500,000	
Subscription Fee: none	
Redemption Fee: none	
Administration Fee: max. 1.10% p.a.	
Total Expense Ratio (TER): 1.09% (31.12.2023)	
Subscription/Redemption: daily, cut off 12:00 pm	

Additional Share Class:

Share Class P (CH0361013086)
Share Class A (CH0475047939)



Annual Performance according BVI-Method^{2, 3}



²Historical performance may not be a reliable indicator of future performance.

³The gross performance (BVI-Method) includes all costs associated with the management of the fund (e.g. management fees) whereas the net performance includes the subscription fee in addition to that. Further fees and commissions that are incurred due to issuance and redemption of shares are not included in the depiction (e.g. depository fees, commissions and other charge). Model calculation (net): An investor desires to buy shares for EUR 1000. Assuming a maximal subscription fee of 5% he would have to pay a one-time fee of EUR 50. In addition to that there may be further depository fees that would diminish the performance. Depository fees are incurred according to the price and services list of the respective depository bank.

Top 10 Positions

Currently there are 41 positions in the portfolio (of which are 41 equities)

TOP 10 POSITIONS (in % of the fund volume)

1. Novo Nordisk -B- Bearer / Reg.	3.5%
2. Prosus Reg.	3.4%
3. Uber Technologies Reg.	3.3%
4. Accenture -A-	3.1%
5. Merck I	3.0%
6. Merck Reg.	2.8%
7. Ross Stores	2.8%
8. Sanofi	2.6%
9. Adobe Reg.	2.6%
10. Halozyme Therapeutics Reg.	2.5%
Total	29.4%

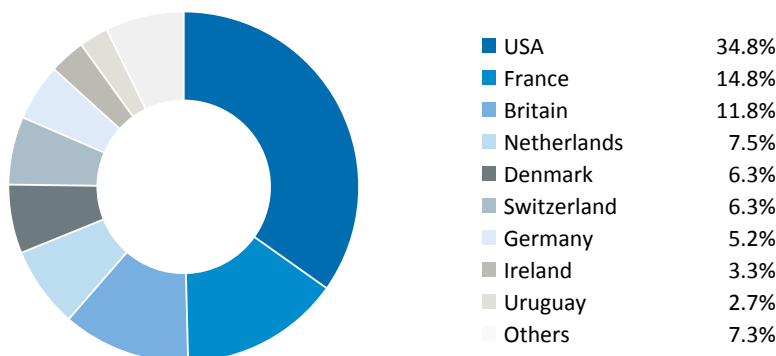
Source: Fund Management Company
As of: December 31st, 2024

TOP 10 INDUSTRIES (in % of the fund volume)

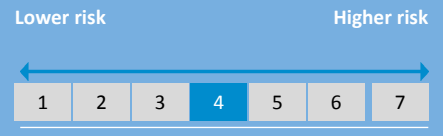
1. Health Care	29.3%
2. Information Technology	19.5%
3. Industrials	16.9%
4. Financials	12.8%
5. Consumer Discretionary	11.4%
6. Consumer Staples	1.7%
7.	
8.	
9.	
10. Cash-Quota	8.4%

Source: Fund Management Company & own calculations
As of: December 31st, 2024

Geographic Allocation



SYNTHETIC RISK INDICATOR (SRI)



Risk Profile

We have classified this product as 4 out of 7, which is a medium. This rates the potential losses from future performance at a medium level, and poor market conditions are very unlikely to impact our capacity to pay you.

Investment Suitability

The Fund is addressed to private clients, professional clients and eligible counterparties targeting long-term wealth creation. All investors should have a long-term investment horizon and be willing to tolerate strong price fluctuations or even long term decrease of the net asset value.

Risks

Liquidity Risk:

The tradability of the instruments employed may be limited due to significant fluctuations of the financial markets/of the underlying market, which can also lead to lower prices.

Operational Risk:

The fund may be a victim of fraud or other criminal offences. Additionally, the portfolio may suffer losses due to human mistakes, system or process errors, inadequate procedures or controls and external events such as natural disasters.

Derivatives Risk:

The fund can use derivatives for speculative purposes. This increased return potential goes along with increased risk.

Credit Risk:

The fund may engage in transactions with various counterparties. If a counterparty becomes insolvent or has pecuniary difficulties, it may not be able to meet its obligations and thereby cause losses to the fund. This cannot be completely excluded even with a careful selection of the investment.

Currency Risk:

The risk of loss due to exchange rate fluctuations or foreign exchange regulations.

Sustainability Risk:

Sustainability risk is the negative impact on the value of an investment caused by sustainability factors, which include environmental, social and/or management specific aspects, and can be exogenous in nature and/or company specific.

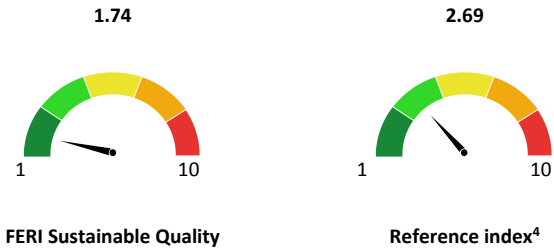
Detailed information on opportunities and risks can be found in the sales prospectus.

How we integrate sustainability into the investment process

Information pursuant to Art. 10 of the Regulation (EU) 2019/2088 (SFDR) on the integration of sustainability according to Art. 8 SFDR

Our comprehensive understanding of sustainable investments is implemented in the fund. An integrated sustainability and financial analysis enables the identification of the most important sustainable impacts of a company. The approach analyzes development trends in addition to exclusion criteria and uses a proprietary ESG risk scoring model developed to compensate for the potential weaknesses of ESG ratings and rankings offered in the market. The model uses carefully selected and financially relevant ESG risk data that are matched against quantitative and qualitative scores from several key data providers. This ensures a broader, more reliable and independent ESG assessment. Depending on the significance of ESG opportunities and risks, this ESG analysis can fundamentally influence the expected return on an investment and the portfolio allocation decision.

FERI ESG Risk Score*



*FERI's proprietary ESG risk model analyzes around 180 ESG data points for each portfolio company and scores them according to their materiality and the company's ability to manage the respective risk. A low score indicates a lower ESG-related risk rating.

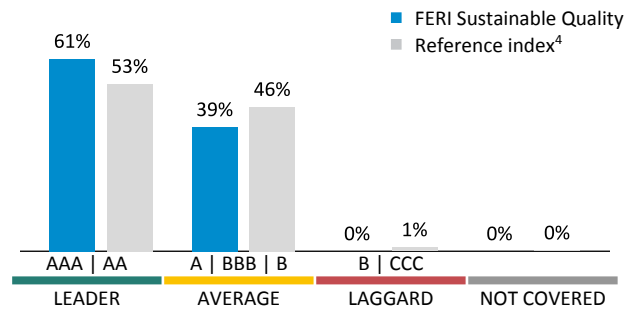
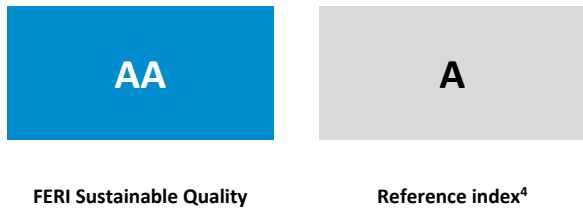
ESG Manager Commentary

ABB has made its low-voltage distribution system Kabelleon more environmentally friendly. The technology company now uses recycled steel produced with renewable energy in its systems.

As the company announced in a statement in October, this change reduces the carbon footprint of the low-voltage distribution system by nearly one-third. ABB sources the "green" steel from the steel manufacturer ArcelorMittal.

According to the latest sustainability report, ABB generated approximately 16 million tons of CO2 last year through the purchase of goods and services. By 2050, ABB aims to reduce these emissions by 90%.

MSCI ESG Rating



©2023 MSCI ESG Research LLC reproduced by permission.

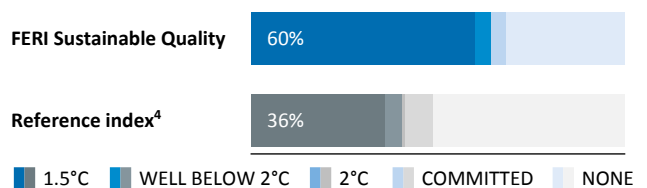
Exclusions



International Norms

Norm	Breach	Watch List
UN Global Compact	0.0%	0.1%
Human Rights	0.0%	0.1%
Working Conditions	0.0%	0.0%

Commitment to the Paris Agreement

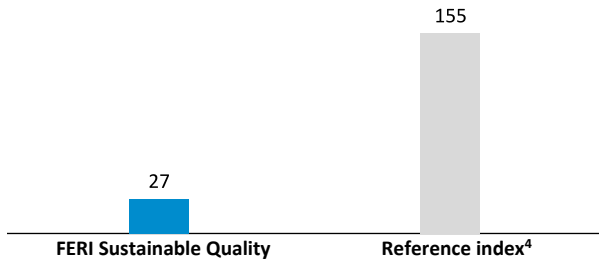


⁴Referenceindex = MSCI World Equal Weighted



CO₂ intensity*

Tons of CO₂ / million revenue

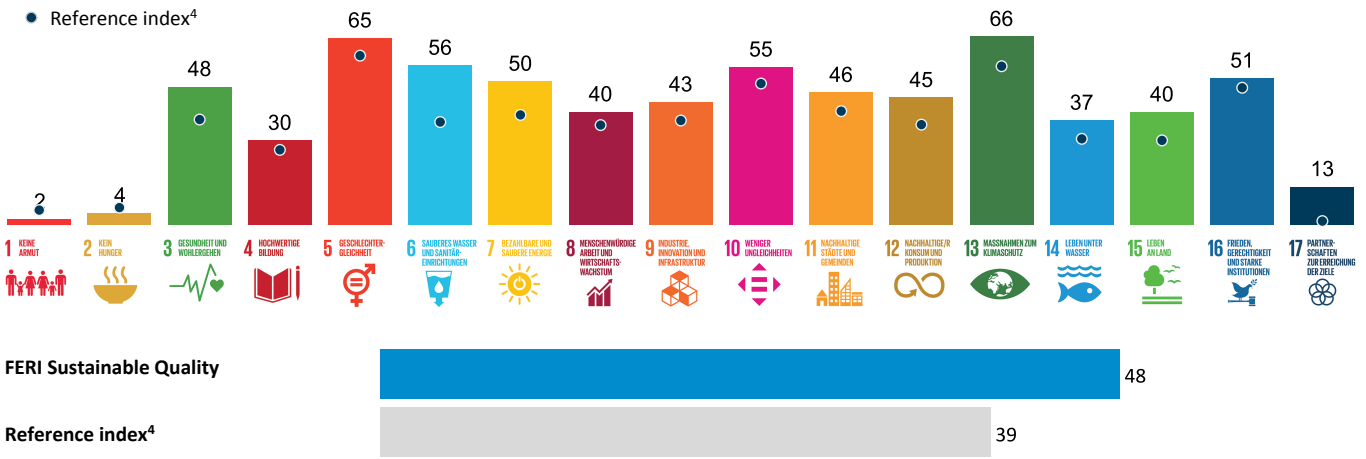


*Weighted average CO₂ intensity

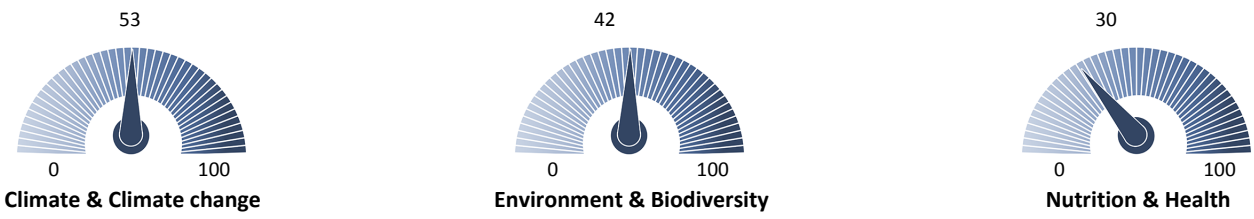
How much is one ton of CO₂?

- Round trip from Zurich to Helsinki (approx. 4,900 km)
- Roundtrip flight from Zurich to the Canary Islands (per person)
- An 11-fold circumnavigation of the earth by train (per person)
- Production of 80 kg of beef (taking into account the entire production chain)
- The heating of a living space of 45 m² during a year
- After 80 years of growth, a beech tree stores about one ton of CO₂ (as long as the tree exist)

Portfolio SDG-Scores⁵ vs. Reference index⁴ (0-100)



Portfolio Exposure to Megatrends - SDG Score⁵ (0-100)



- | | | |
|---|---|---|
| <ul style="list-style-type: none"> 7 BEZAHLBARE UND SAUBERE ENERGIE 9 INDUSTRIE, INNOVATION UND INFRASTRUKTUR 13 MASSNAHMEN ZUM KLIMASCHUTZ | <ul style="list-style-type: none"> 11 NACHHALTIGE STÄDTE UND GEMEINDEN 12 NACHHALTIGER KONSUM UND PRODUKTION 14 LEBEN UNTER WASSER 15 LEBEN AN LAND | <ul style="list-style-type: none"> 1 KEINE ARMUT 2 KEIN HUNGER 3 GESUNDHEIT UND WOHLERGEHEN 6 SAUBERES WASSER UND SANITÄR-EINRICHTUNGEN 8 MENSCHENWÜRDIGE ARBEIT UND WIRTSCHAFTS-WACHSTUM |
|---|---|---|
-
- | | | |
|--|---|--|
| <ul style="list-style-type: none"> ▪ Renewable energy (production, equipment, consumption) ▪ Energy efficiency ▪ Energy storage and supply ▪ CO₂ Emission | <ul style="list-style-type: none"> ▪ Sustainable agriculture and forestry ▪ Reduction of pollution from ecosystems ▪ Plant-based diet ▪ Resource efficiency ▪ Waste management & recycling ▪ Infrastructure & public transportation | <ul style="list-style-type: none"> ▪ Nutrition ▪ Health (access, infrastructure, services) ▪ Sanitary installations ▪ Water supply |
|--|---|--|

⁴Referenceindex = MSCI World Equal Weighted | ⁵SDG-Score = Screen17 SDG-Scores



Team



Lars Konrad

Director Portfolio Management
Head of Global Equities and
ESG & SDG



Mirona Tošić

Portfolio Manager
Global Equities and
Sustainability Strategies

Contact



FERI (Schweiz) AG
Tödistrasse 48
CH-8002 Zürich
Phone: +41 (0) 44 312 80 80
info@feri.ch · www.feri.ch

Manager Review

Despite a more cautious investor sentiment in the second half of December, following Powell's dovish comments on the forward-looking path of interest rate cuts, the fund closed 2024 on a highly positive note. It delivered a strong performance aligned with its long-term expected return profile.

We are pleased to announce that, as of December, the fund has formally incorporated into its Prospectus the explicit goal to maintain a minimum allocation to companies with emission reduction targets validated by the Science Based Targets initiative or a commitment to climate goals aligned with the Paris Agreement. This development formalizes a key dimension that has long been embedded in our investment selection process.

In December, we consolidated our more defensive positioning as we head into 2025, maintaining an overweight allocation to the HealthCare sector. This reflects our confidence in the sector's long-term growth potential. Conversely, we begin 2025 with a moderate underweight in Technology, where elevated expectations and stretched valuations offer limited margin of safety.

With a forward P/E of approximately 15x and a free cash flow yield of 5.5%, we remain constructive on the price-value asymmetries within our current portfolio, which continues to deliver a positive equity risk premium. We remain vigilant in monitoring market developments and will adjust our strategy as needed to navigate evolving conditions.

Thank you for your continued trust. Wishing you a Happy New Year!

About the fund manager FERI (Schweiz)

FERI (Schweiz) AG, based in Zurich, is part of the FERI Group, headquartered in Bad Homburg (Germany). It combines many years of comprehensive expertise in Swiss and global securities (equities and bonds) with FERI's unique expertise in asset management and advisory services for sophisticated private and institutional clients. The FERI Group manages a total of 300 private and over 200 institutional investors and is responsible for total assets of EUR 61 billion.

Glossary



Please scan to get
to the FERI glossary.

Disclaimer:

This document is a marketing information of FERI (Schweiz) AG ("FERI"). It is only for your informational purposes and does not constitute an offer to buy, sell or subscribe to any investment instrument or to manage any investments. All included statements and information are based on sources believed to be reliable. However, no guarantee is given for their accuracy and completeness. The same applies to opinions, recommendations, analyses, concepts and forecasts which merely represent non-binding, subjective value assessments of our company. Statements on performance, simulations or forecasts of financial instruments, indices or investment services are not reliable indicators of future developments. The performance figures do not include commissions and costs, which arise at subscription and redemption of units. This document does not replace investment, legal or tax advice and does not take into account personal, in particular financial, situations, investment strategies and objectives as well as experiences and qualifications. This document does not meet all legal requirements to guarantee the unbiased nature of investment recommendations and investment strategy recommendations. The respective subscription documents, sales prospectuses and/or contract documents, supplemented by the latest audited annual and semi-annual reports as well as the key investor information/PRIIPs-KID, are exclusively relevant for each investment and its management. These also contain information on the risk profile and the risk disclosures. Interested parties may obtain these documents free of charge in electronic or printed form in German from the respective management company or custodian. This document refers strictly to the time of its creation. It is not continuously updated. FERI reserves the right to change opinions and recommendations without notice. This document and the statements and information contained herein may not be distributed or used in the USA or any other jurisdiction in which they are restricted and is not directed to US persons (according to Regulation S of the US Securities Act of 1933 and/or Rule 4.7 of the US Commodity Futures Trading Commission). If you require further information or investment and object-specific advice, we recommend that you contact your client advisor. This document may only be passed on to third parties, copied, reprinted or otherwise reproduced in whole or in part with the prior written authorization of FERI. FERI does not accept any liability for any loss or damage caused directly or indirectly from the distribution or use of this document. FERI is subject to supervision by the Eidgenössische Finanzmarktaufsicht (FINMA), Laupenstrasse 27, 3003 Bern, Schweiz. However, FINMA has not reviewed, approved or endorsed this document. The legal fund documents are available free of charge at LLB Swiss Investment AG, Claridenstrasse 20, CH-8002 Zürich or on the website at www.llbsswiss.ch. For German Investors the documents are available at ODDO BHF SE, Gallusanlage 8, D-60329 Frankfurt am Main in paper form or electronically at www.fundinfo.com. December 31st, 2024