

# Enpa Strategy Funds Libra



The Enpa Strategy Funds Libra is an investment fund under Swiss law. The fund invests risk-aware and in all asset classes, in particular in alternative investments. By using various asset classes and a broadly diversified portion in alternative investments, the fund aims to optimize returns and minimize portfolio volatility.

## GENERAL INFORMATION

Fund Inception Date	January 31, 2019
NAV per Unit	119.43
Currency	CHF
Suspension / Redemption	Weekly / Weekly + 3d Notice
Minimum Investment	1 Unit
Investment Universe	Multi Asset Class, worldwide
Fondsdomizil	Switzerland

## STATISTICS & FEES

Management Fee p.a.	0.70%
Total Expense Ratio p.a. as of 31.12.2022	0.95%
Standard deviation p.a.	n.a.
Best Monthly Performance	5.03%
% Positive Months	63.1%
Worst Monthly Performance	-5.79%

## STRATEGIC ASSET ALLOCATION

	Minimum	Neutral	Maximum
Liquidity	0%	0%	100%
Fixed Income	0%	40%	100%
Equities	0%	30%	45%
Real Estate	0%	5%	20%
Alternative Investments	0%	25%	40%

## PERFORMANCE

Performance Last Month	0.10%
Performance YTD	3.98%
Performance Since Inception	20.54%

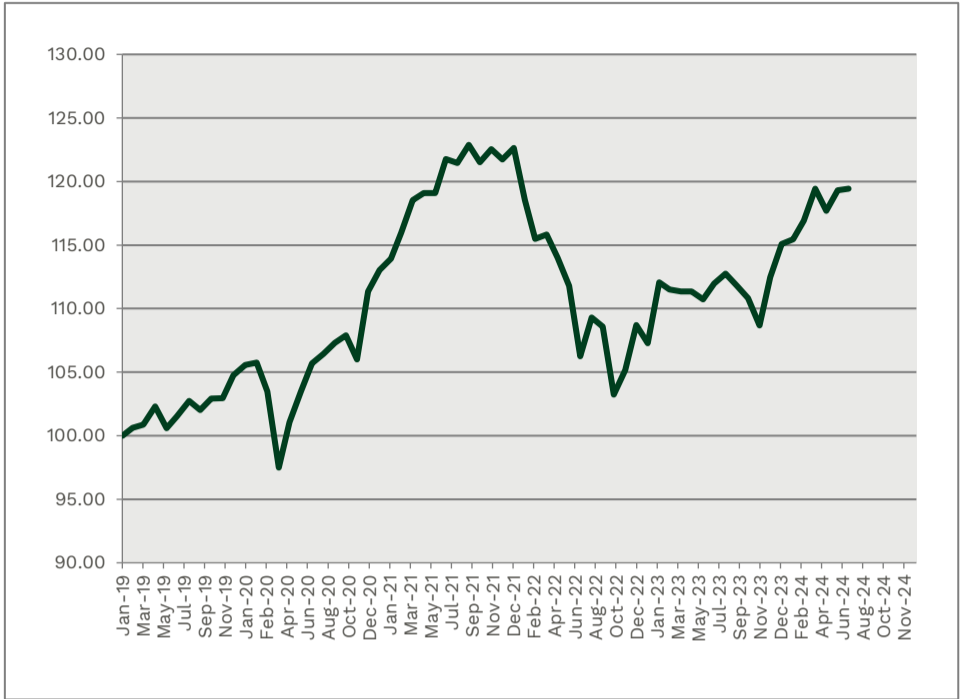
## MANAGER COMMENTARY

The financial markets in June were shaped by various events. Several central banks faced interest rate decisions. The Swiss National Bank cut its key interest rates for the second time by 0.25%, while the European Central Bank made its first rate cut by a quarter of a percentage point. The US Federal Reserve left rates unchanged for the time being, despite a slightly lower inflation rate and some weaker economic data. A slowdown in growth is emerging in the US, with various figures and comments from consumer goods manufacturers indicating a cooling of the still very robust US economy. The US Federal Reserve will use economic and inflation data as well as labor market data as the basis for a first cut. Currently, two rate cuts are expected from them by the end of the year. However, the slowdown is not likely to lead to a recession. In addition, the central bank has enough room to stimulate the economy with lower rates from the currently high interest rate level.

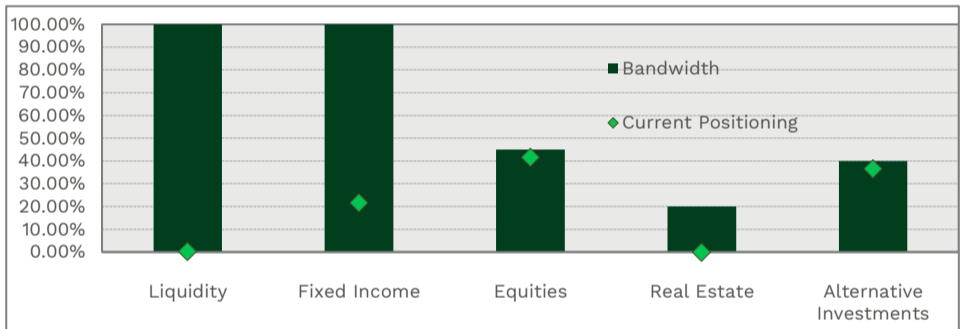
The European elections also influenced the events; especially the right-wing tendencies in the German and French elections caused increased volatility. As a result, it was the European markets that lost value disproportionately on a monthly basis. Some country indices ended the month with a minus of 3%, while the index of the 50 largest European companies fell by 1.7%. The shift to the right in France caused the French benchmark index to lose more than 6% in value. Whether the announced new elections effectively justify such a loss remains to be seen. Political events usually have a rather short-term character for the financial markets. Only the US markets tended to be positive, driven once again by technology stocks. The Nasdaq was able to gain 6.2%, the broad S&P 500 rose by 3.5%, and the Dow Jones, with a significantly lower proportion of technology stocks than the S&P 500, rose by 1.2%. The Swiss stock market also slipped into the red on the last trading day, ending the month at -0.5%. In Switzerland, it was mainly the two pharmaceutical heavyweights Roche (+8%) and Novartis (+3%) that prevented a slide into deeper negative performance figures. As expected, currencies showed a more volatile side in times of interest rate cuts and resulting changes in interest rate differentials. The Swiss franc was in increased demand, especially against the EUR and GBP. The USD also tended to be weak but gained attractiveness again due to interest rate cuts in Europe. In general, the Swiss franc is likely to continue to appreciate due to further interest rate cuts in Europe and the first cuts in the US. Therefore, we have hedged a large part of our foreign currency holdings.

In the coming months, the half-year results of companies are likely to set the tone. The next interest rate decision in the US is due at the end of July. Whether the summer months will be as calm as in previous years is questionable. We will increasingly feel the influences of the US election campaign as well. However, we do not expect any major setbacks.

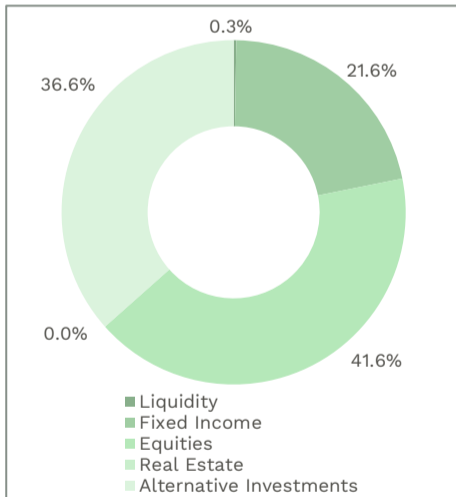
## NET ASSET VALUE



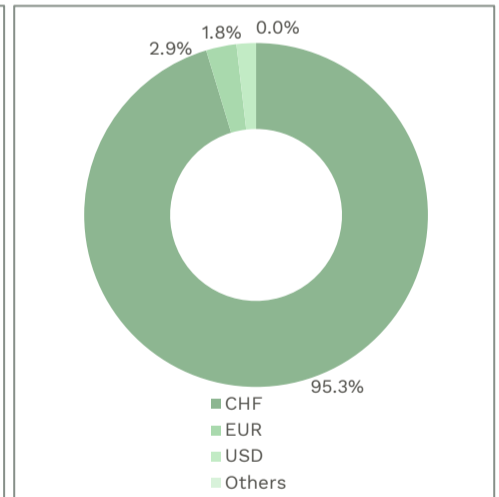
## CURRENT POSITIONING



## ALLOCATION ASSET CLASSES



## CURRENCIES IN % (AFTER HEDGING)



	YTD	JAN	FEB	MAR	APR	MAY	JUN	JUL	AUG	SEP	OCT	NOV	DEC
2020	7.18%	0.19%	-2.16%	-5.79%	3.67%	2.38%	2.14%	0.70%	0.81%	0.55%	-1.73%	5.03%	1.52%
2021	8.62%	0.78%	1.80%	2.21%	0.59%	0.01%	2.23%	-0.25%	1.17%	-1.11%	0.84%	-0.65%	0.74%
2022	-12.35%	-3.35%	-2.56%	0.29%	-1.39%	-1.94%	-4.95%	2.87%	-0.65%	-4.95%	1.89%	3.35%	-1.29%
2023	7.61%	4.46%	-0.50%	-0.13%	0.30%	-0.55%	1.10%	0.72%	-0.88%	-0.86%	-1.92%	3.50%	2.32%
2024	3.98%	0.32%	1.25%	2.16%	-1.27%	1.39%	0.10%						

<b>Custodian Bank</b>	Bank J. Safra Sarasin AG, Basel	<b>Website</b>	www.enpa.ch/en/funds	<b>Valor</b>	45'094'348
<b>Fund Administrator</b>	LLB Swiss Investment AG, Zurich	<b>Contact</b>	info@enpa.ch	<b>ISIN</b>	CH0450943482
<b>Asset Manager</b>	Entrepreneur Partners AG, Zurich (Christian Wyss)			<b>Bloomberg</b>	ENPALIB SW

Disclaimer: The "Enpa Strategy Funds" is a contractual umbrella-fund according to the Swiss law, categorized as "Other funds for alternative investments" with special risk. Each subfund invests in a variety of investment classes, including and to a considerable extent in alternative investments with a high investment risk such as hedge funds and private equity. The investments are made to a considerable extent indirectly, via other collective investment schemes, dividend-right certificates, certificates and structured products. The risks of the subfunds are not comparable with those of securities funds. Investors are therefore expressly made aware of the risks described in the prospectus or fund contract and the lower liquidity and the more difficult valuation of some investments of the investment fund. In particular, investors must be willing and able to accept substantial losses of capital.

This material provided by the subfund "Enpa Strategy Funds Libra" is intended for marketing and information purposes only and does not constitute an offer or recommendation for the purchase or sale of investment funds. The information herein is subject to change at any time. No liability is accepted for any incorrect information. Past performance is not a reliable indicator of current or future performance. The performance figures do not include commissions and costs, which arise at subscription and redemption of units. The subfund does not disclose the figures of a benchmark. The investors can accept higher fluctuation of the NAV or a longer decrease of the NAV. They are familiar with the main risk of alternative investments (e.g. hedge fund investments). An investor shall not be in need to realize the investment at a specific point in time. The fund prospectus with integrated fund contract as well as the annual report and the semi-annual report can be obtained free of charge from the fund management company LLB Swiss Investment AG, Claridenstrasse 20, CH-8002 Zürich. With respect to any sales restrictions, investors should seek independent advice on the applicable legal, financial or tax principles in the country concerned. The "Enpa Strategy Funds Libra" was established in Switzerland as a retail fund. The "Enpa Strategy Funds Libra" is licensed for distribution in Switzerland. For other locations, local rules apply.