

# PILATUS INVEST INCOME USD

CLASS B

31. JANUARY 2025

## BASIS DATA

Total Assets in USD Mio.	70.58
NAV in USD	1,155.01
Currency	USD
ISIN / Valor Number	CH0249153930 / 24915393
Bloomberg	PPIUSDB SW
Category	Securities Funds
Domicile	Switzerland
Distribution License	Switzerland
Use of Income	Reinvesting
Asset Manager	Principal Vermögensverwaltung AG
Fund Administrator	LLB Swiss Investment AG
Custody Bank	UBS Switzerland AG
Launch Date	29.07.2014
Accounting Year	01.01. - 31.12.
Liquidity	Daily / Without Fees
Minimum Investment	1 Share
Management Fee	0.60% p.a.
Subscription Commission	None
Redemption Commission	None
Total Expense Ratio (TER)	0.79%

## INVESTMENT POLICY

The primary goal of the fund is to generate a return as high and safe as possible through investments in global capital markets. This investment fund belongs to the category of „securities funds“ which invests primarily in USD denominated bonds, notes, money market papers and other fixed income securities according to the fund contract.

An active duration management is being performed to manage the interest rate risks.

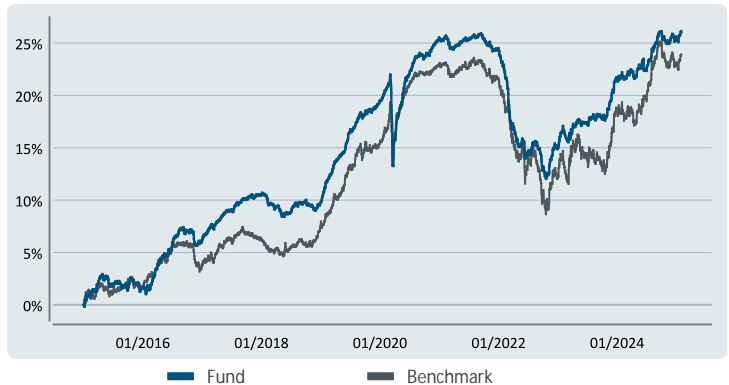
Depending on the market outlook, the fund may invest up to 50% in bonds denominated in foreign currency. This allows a broader sector and country allocation. No foreign currency risk is being taken strategically. Tactically, the fund might be invested with a maximum of 10% foreign currency exposure.

## BENCHMARK

The investment policy of the Pilatus Invest Income USD fund uses a composite-index with a 50% weighting of the “Bloomberg Eurodollar 3-5 Years Index (100656US)” and a 50% weighting of the “Bloomberg Eurodollar Aa or Higher: 3-5 Years Index (100663US)” as a benchmark\*. The benchmark serves as a comparison. The fund is not obliged to invest close or linked to the benchmark.

\*until 31.05.2022: 50% „FTSE Eurodollar Bond 3 to 5 Year BBB- or Better“ (SBED3B35) and 50% „FTSE Eurodollar Bond 3 to 5 Year AA- or Better“ (SBED2A35)

## BENCHMARK COMPARISON SINCE 31.12.2014



## PERFORMANCE IN %

	curr. Month	curr. Year	2024	2023	2022	Inception
Fund	0.38%	0.38%	3.26%	5.89%	-7.73%	24.74%
Benchmark	0.66%	0.66%	3.62%	5.97%	-7.88%	24.80%

## RISK STATISTICS

	Sharpe Ratio	Volatility
Fund	-	2.48%
Benchmark	-	4.10%

Calculation for the last 3 years on a weekly basis

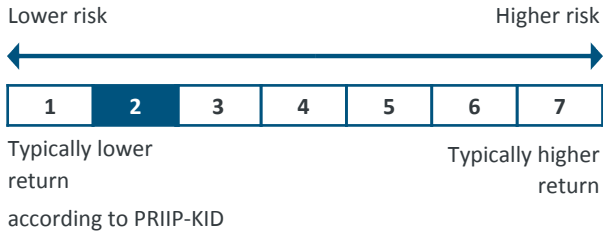
## PORTFOLIO KEY FIGURES

Average Rating	A
Modified Duration	2.19
Yield to Maturity (after FX hedging costs)	4.76%

## 10 LARGEST SINGLE-HOLDINGS

Nestle Holdings 2023-13.03.26	2.18%
Shell Internat Finance 15-11.05.2025	2.13%
Chevron Phillips 16-01.12.2026	2.09%
BNP Paribas 2020-30.09.2028	1.96%
Barclays 16-12.01.2026	1.84%
JPMorgan Chase FRN 2021-01.06.2029	1.84%
Danske Bank 20-11.09.2026	1.82%
The Export Import Bank of Korea 23-18.09.2028	1.76%
Equinor ASA 20-22.01.2026	1.60%
Metropolitan Life 23-12.09.2028	1.46%

## OPPORTUNITY AND RISK



## TAX STATUS

This is an investment fund within the meaning of the German investment tax law (Investmentsteuergesetz, InvStG). The fund has also been approved by UK's HMRC for the reporting fund regime under the Offshore Funds (Tax) Regulations 2009.

## UCITS TARGET FUND

Investments in target funds are limited up to 10% of the funds assets. Therefore the sub-fund „Pilatus Invest Income USD“ is qualified as an investment into a UCITS-fund.

## MANAGER PROFILE

**Siebert Böttinger, Diplom-Volkswirt,** Senior Portfoliomanager is responsible for the investment strategy. He studied macroeconomics at the University of Konstanz and has more than 30 years of capital markets experience. Simultaneously he looks back on a more than 29-year track record in managing fixed income strategy funds.

**Andrea Benesch, CFA,** Senior Portfoliomanager is jointly responsible for the investment strategy. He studied business administration at the University of Applied Sciences in Chur and is CFA® charterholder. He has 18 years of experience in the financial sector and has been managing fixed income investments for the last 10 years.

## CONTACT

PRINCIPAL

Principal Vermögensverwaltung AG  
Landstrasse 30  
FL-9494 Schaan  
Liechtenstein  
Tel. +423 235 04 40  
info@principal.li  
http://www.principal.li/

**llb** 1861

LLB Swiss Investment AG  
Claridenstrasse 20  
8002 Zürich

Tel. +41 44 225 37 90  
investment@llbswiss.ch  
www.llbswiss.ch

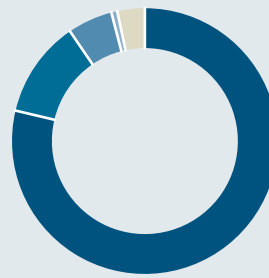
\*All allocation data refer to 31.01.2025

*This collective investment scheme is approved and supervised by the Swiss Financial Market Supervisory Authority (FINMA). LLB Swiss Investment AG is also approved and regulated as a fund management company in Switzerland by the FINMA.*

## DISCLAIMER

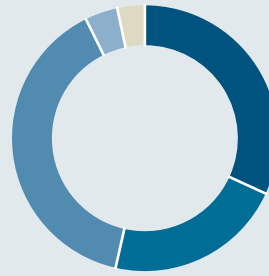
This document is promotional material. This publication of the Pilatus Invest Income USD is intended for information purposes only and does not constitute an offer or a solicitation to buy or sell the fund. The information is subject to modification and updating. There will be no liability for incorrect information. The historical performance is neither a guarantee nor a guide to future performance. The performance figures do not include commissions and costs, which arise at subscription and redemption of units. Investors are advised of the risks described in the fund prospectus. The legal fund documents are available free of charge at LLB Swiss Investment AG, Claridenstrasse 20, 8002 Zurich, Switzerland or on our website at [www.llbswiss.ch](http://www.llbswiss.ch). With respect to any sales restrictions, investors should seek independent advice on the applicable legal, financial or tax principles in the country concerned.

## ISSUER CLASSIFICATION\*



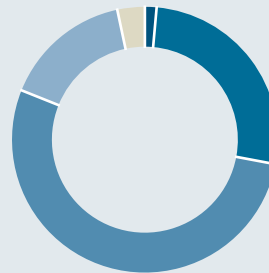
Corporate	78.7%
State-Owned Company	11.8%
Supranational	5.5%
Sovereign / Agency	0.7%
Cash	3.3%

## DURATION BRACKETS\*



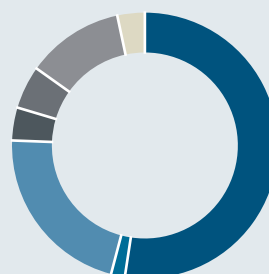
up to 1 year	31.8%
1-3 years	21.7%
3-5 years	39.1%
5-7 years	4.0%
7-10 years	0.0%
over 10 years	0.0%
Cash	3.3%

## RATING ALLOCATION\*



AAA	1.4%
AA	26.5%
A	53.1%
BBB	15.6%
BB and lower	0.0%
Unrated	0.0%
Cash	3.3%

## REGIONAL ALLOCATION\*



USA / Canada	52.4%
Japan	1.7%
Western Europe	21.5%
CEE / Eurasia	0.0%
Middle East / Africa	4.0%
Latin America	5.2%
Asia-Pacific	11.8%
Global	0.0%
Cash	3.3%