

Swisscanto (CH) Equity Fund Systematic Responsible World Enhanced DT CHF

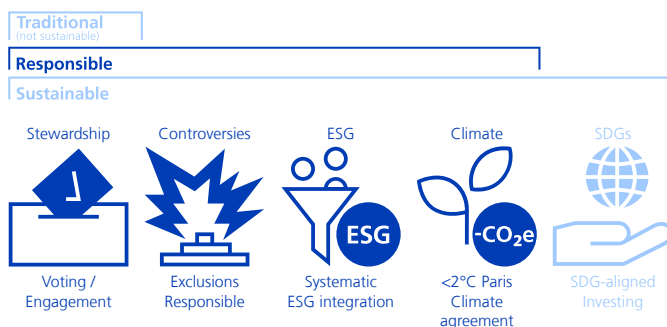
Equity | reinvesting | February 2025 - Marketing Material

Fund Description

The fund uses a proprietary, model-based investment approach to invest in equities from the universe of the benchmark index. The equities are selected based on the factors value (low-valued stocks), quality (high-quality stocks) and momentum (stocks with a positive trend). These factors are incorporated into the model with equal weighting. Unintentional risks are avoided through country and sector neutrality.

Product line and sustainability approaches in use

When selecting investments, the product lines and sustainability approaches illustrated below and described in the "Explanations regarding product lines and sustainability approaches" are used.



Note:

- Light-coloured product lines and approaches are not applicable to the assets in question.
 - Exclusions based on SVVK-ASIR are applied in all three product lines (Traditional (non-sustainable), Responsible and Sustainable).

Swisscanto Sustainability Rating

high **A B C D E F G** low

Profile/Suitability

This product is suitable for investors who

- have at least a medium-term investment horizon.
- would like to participate in the development of the international equity market (excluding Switzerland).
- prefer an attractive ESG profile.
- are interested in high capital growth.
- are willing to accept large price fluctuations.

Risk Indicator

low **1 2 3 4 5 6 7** high

Fund Facts

NAV per Share (28.02.2025)	CHF 210.39
52-Week High (11.02.2025)	CHF 216.55
52-Week Low (05.08.2024)	CHF 173.38
Fund Domicile	Switzerland
Share Class Currency	CHF
Fund Currency	CHF
Accounting Year End	31.10.
Security Number	30278409
ISIN-Number	CH0302784092
Bloomberg	SWCEWET SW
Share Class Launch Date	06.11.2015
Inception Date Fund	31.03.2004
Start Performance Calculation	01.12.2015
Share Class Volume (million)	CHF 2.92
Fund Volume (million)	CHF 536.81
Shares Outstanding	13'869.733
Benchmark	MSCI® World ex Switzerland Index TR Net
Flat Fee p.a.	0.50%
Total Expense Ratio p.a.	0.50%
Swinging Single Pricing	Yes
Management Company	Swisscanto Fondsleitung AG, Zurich
Portfolio Management	Zürcher Kantonalbank
Custodian Bank	Zürcher Kantonalbank

Performance

Indexed Performance and Performance in %¹



Indexed performance (left scale). Performance in percent (right scale).

Performance in %²

Since	Net ^a	Gross ^b	Benchmark
1 month	-1.71	-1.67	-1.45
3 months	2.14	2.27	2.35
1 year	18.15	18.74	18.56
3 years p.a.	9.28	9.82	9.77
5 years p.a.	12.06	12.62	12.48
Start p.a.	8.65	9.19	9.56

Annual Performance in %^{1,2}

Year	Net ^a	Gross ^b	Benchmark
YTD	1.49	1.57	2.13
2024	28.93	29.58	28.39
2023	12.03	12.59	12.82
2022	-17.00	-16.59	-16.87
2021	28.00	28.64	25.65
2020	2.12	2.63	5.92
2019	20.38	20.98	25.27
2018	-9.51	-9.06	-7.64
2017	18.53	19.12	17.34
2016	9.54	10.03	9.63
2015	-4.24	-4.19	-4.43

Risk Figures

annualised/realised	1yr	3yrs	5yrs
Volatility Fund	9.21%	14.42%	15.91%
Volatility Benchmark	9.32%	14.45%	15.84%
Beta	0.98	1.00	1.00
Sharpe Ratio	1.68	0.56	0.70
Jensen's Alpha	-0.07%	-0.41%	-0.39%
Information Ratio	-0.37	-0.41	-0.30

Portfolio Data

	Fund	BM
Number of Positions	400	1'350
Number of direct investments	304	n.a.
Effective Cash	0.72%	n.a.

¹ Year/period: Since start performance calculation or at the longest for the last 5 or 10 years/periods.

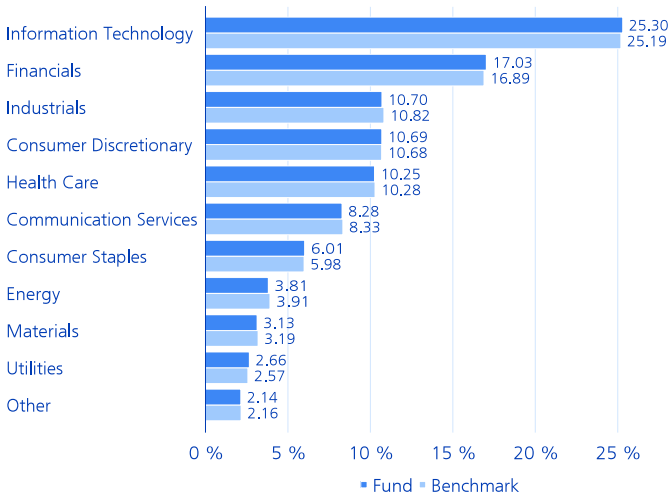
² Minor deviations can be caused by rounding errors.

^a The represented net value development less all regular fund fees due. Any further costs due, which can be charged directly to the fund assets, are disclosed in the fund prospectus.

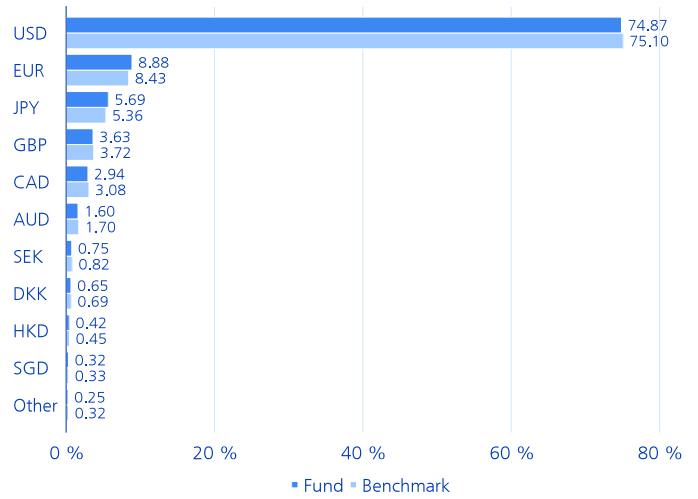
^b The gross performance indicated before deduction of any regular fund fees incurred.

Breakdowns

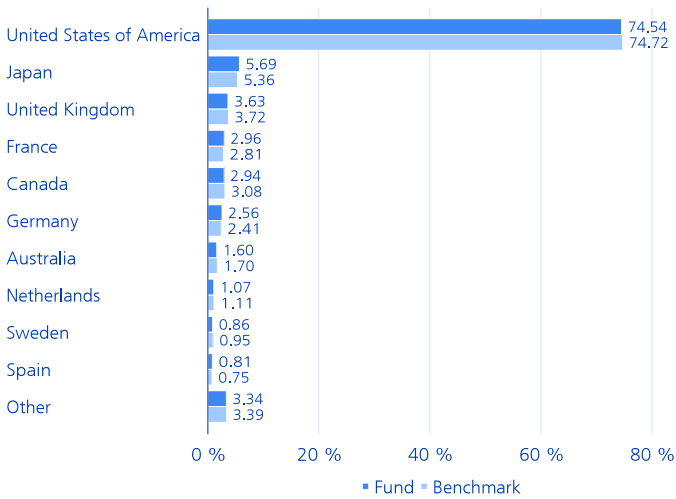
Breakdown by Sectors in %



Breakdown by Currency in %



Breakdown by Country in %



Largest Positions in %

	Fund	BM
Apple Inc	4.96	5.26
NVIDIA Corp	4.49	4.38
Microsoft Corp	3.71	4.01
Amazon.com Inc	3.16	2.87
Meta Platforms Inc - A	2.28	2.09
Alphabet Inc - C	2.09	1.24
Broadcom Inc	1.21	1.26
Visa Inc - A	1.16	0.87
Tesla Inc	1.08	1.20
Johnson & Johnson	0.85	0.57

Explanations regarding product lines and sustainability approaches

Product lines

The sustainability product range comprises two product lines in which different sustainability approaches are applied. The «Responsible» product line includes as standard the application of further exclusions, systematic ESG analysis as an integral part of the investment process and a reduction in the CO₂e intensity of the investments. In addition to the aforementioned approaches, the «Sustainable» product line includes the application of even more extensive exclusions and also invests in SDG leader or ESG leader (Sustainable Purpose). The exclusions based on SVVK-ASIR are applied in all product lines (including for assets that are not sustainably managed). These mainly include manufacturers of banned weapons and may also include states in addition to companies.

Stewardship - Voting / Engagement



As a shareholder, we actively engage in continuous dialogue with the companies management. This takes place in accordance with the engagement guidelines of Zürcher Kantonalbank's asset management. Among other things, companies are required to formulate ambitious greenhouse gas reduction targets, implement them consistently and report on them transparently. Our engagement activities and guidelines are published on <https://www.zkb.ch/en/home/asset-management/sustainability/investment-stewardship.html>. Our voting guidelines are based on Swiss and international corporate governance principles and on the United Nations Principles for Responsible Investment (UN PRI). The threshold for exercising voting rights in our foreign voting markets is CHF 2 million per shareholding. For Swiss shares, we vote across the board. More information on our voting behaviour can be viewed at: <https://www.swisscanto.com/voting>

Controversies - Exclusions Responsible



Application of further exclusion criteria - in addition to the exclusions based on SVVK-ASIR - in order to reduce sustainability risks and with the aim of not investing in securities with business models that are critical from a sustainability perspective. The exclusion criteria apply to companies associated with the extraction of coal (excluding metal production; >5% revenue)*, coal reserves (excluding metal production)*, production of weapons and ammunition, manufacture of military hardware (>5% revenue), production of pornography, exploitative child labour and/or UN Global Compact violations (excluding green and sustainability bonds, if applicable). Violations of the UN Global Compact principles revealed by our screening are examined in closer detail by our analysts. As part of the engagement, we seek dialogue and encourage companies to change their behaviour. If no change occurs within a reasonable period of time, existing systems must be sold. *Excluding green and sustainability bonds

ESG - Systematic ESG integration



The systematic analysis of ESG criteria forms an integral component of the active investment process, with the aim of identifying risks and opportunities based on ESG trends at an early stage. ESG criteria supplement the pure financial analysis and lead to more informed investment decisions.

Climate - <2°C Paris Climate agreement



In accordance with the Paris Climate Agreement, the investment activity of the portfolio is aimed at reducing the CO₂e intensity of the investments by at least 4% per year. The investment strategy target is based on the CO₂e intensity of the investment universe at the end of 2019.

SDGs - SDG-aligned Investing



This approach focuses on returns through investments in companies and countries with social benefits (SDG leaders). SDG leaders use their investment power to create environmentally and socially responsible products and services. In doing so, they contribute to the fulfillment of one or more of the UN's Sustainable Development Goals (UN SDGs). For diversification purposes, a best-in-class approach can also be used to invest in securities that are considered to have above-average positive ESG criteria (ESG leaders).

Note:

- Light-coloured product lines and approaches are not applicable to the assets in question.
- Exclusions based on SVVK-ASIR are applied in all three product lines (Traditional (non-sustainable), Responsible and Sustainable).

Further information

Further, supplementary product-specific explanations regarding the sustainability approaches applied can be found in the relevant legal documents at products.swisscanto.com.

Sustainability approaches

The sustainability approaches apply to all assets or to a substantial part of the assets. Detailed information on this can be found in the prospectus, fund agreement or investment guidelines.

CO₂e

CO₂e equivalents (CO₂e) are a measure to standardise the climate impact of the greenhouse gases carbon dioxide (CO₂), methane (CH₄), nitrous oxide (N₂O) and fluorinated greenhouse gases (CFCs). All of these gases remain in the atmosphere for different lengths of time and do not contribute equally to the greenhouse effect.

ESG

ESG stands for the aspects of environment (E), social (S) and governance (G).

SVVK-ASIR

The Swiss Association for Responsible Investments (SVVK) is an association of institutional investors and was founded in 2015. The association provides services to its members so that they can focus their investment decisions on the environment, society and the economy.

Swisscanto Sustainability Rating

The proprietary Swisscanto Sustainability Rating provides information on the current sustainability level of the portfolio. It is calculated from the values of the collective assets and individual securities contained in the portfolio and is divided into seven sustainability classes from A (highest level) to G (lowest level). To calculate the rating, companies and countries are assessed on the 4 pillars of our sustainability research: controversial areas of business (controversy), sustainable corporate governance (ESG), greenhouse gas emissions (climate) and impact of products on the environment and society (Sustainable Purpose). The Swisscanto Sustainability Rating is recalculated once per quarter end.

MSCI® ESG

Although Zürcher Kantonalbank's information providers, including without limitation, MSCI ESG Research LLC and its affiliates (the "ESG Parties"), obtain information (the "Information") from sources they consider reliable, none of the ESG Parties warrants or guarantees the originality, accuracy and/or completeness, of any data herein and expressly disclaim all express or implied warranties, including those of merchantability and fitness for a particular purpose. The Information may only be used for your internal use, may not be reproduced or disseminated in any form and may not be used as a basis for, or a component of, any financial instruments or products or indices. Further, none of the Information can in and of itself be used to determine which securities to buy or sell or when to buy or sell them. None of the ESG Parties shall have any liability for any errors or omissions in connection with any data herein, or any liability for any direct, indirect, special, punitive, consequential or any other damages (including lost profits) even if notified of the possibility of such damages.

Comments to the Fund

Target Investor Group - Term

Wealth management clients or institutional investors

Target Investor Group - Description

D class is offered to all institutional investors and wealth management clients. The second letter «T» indicates that the class reinvests profits (accumulating). A flat rate administrative fee is charged.

Flat Fee (FF)

The AIF is used to compensate the fund management company and fund administration, asset management and - if compensated - the distribution of the fund as well as the custodian bank for the services it provides.

Total Expense Ratio (TER)

The TER refers to the commissions regularly charged to the fund assets (operating expenses) and is expressed as a percentage of the fund's assets. The figure quoted relates to the level of the TER in the past financial year and does not guarantee that the level will be similar in the future.

Swinging Single Pricing (SSP)

Upward or downward correction in the net asset value pertinent for the calculation of the issue and redemption prices depending on whether issues or redemptions of units predominate. The correction (swing factor) is based on the size of the costs incurred by the investment fund in adjusting the portfolio in line with the asset inflows/outflows (neutralises the costs incurred by the investment fund in adjusting the portfolio in line with asset inflows/outflows). The (gross/net) performance shown may contain a swing-price adjustment.

License terms of external data providers

MSCI makes no express or implied warranties or representations and shall have no liability whatsoever with respect to any MSCI data contained herein. The MSCI data may not be further redistributed or used as a basis for other indexes or any securities or financial products. This report is not approved, endorsed, reviewed or produced by MSCI. None of the MSCI data is intended to constitute investment advice or a recommendation to make (or refrain from making) any kind of investment decision and may not be relied on as such.

Explanation of general risks

Investment involves risks, especially with regard to fluctuations in value and return. Investments in foreign currencies are subject to exchange rate fluctuations. Custody and counterparty risks represent further significant risks. We hereby refer to the detailed description of various risks which are included in the prospectus.

Risk Indicator

The historical data used to calculate the risk and return category cannot be used as a reliable indication of the future risk profile. The reported risk and return category may well be subject to change. The lowest risk category cannot be compared with a risk-free investment. There is no capital guarantee or capital protection. The risk of capital loss is borne by the investor.

Breakdown Allocations

Allocation refers to invested fund capital adjusted to 100%. Minor deviations can be caused by rounding errors. The weighting of the money market may include the synthetic exposure from the equity hedging strategy.

Volatility

Volatility is a statistical measure of risk which indicates the extent to which the absolute return on an investment or a portfolio fluctuates on average around its mean value in the course of a year.

Beta

Indicates the relative fluctuation range of a stock compared to the market as a whole. It measures the sensitivity of the stock in terms of fluctuations in its price compared to the market as a whole. If the value is between 0 and 1, the price change is below that of the market. If the beta is greater than 1, the price change of the stock is higher than that of the market on average. If it is less than 0, this describes a movement in the price of the stock counter to market trends. At 0, there is no apparent relationship.

Sharpe Ratio

The Sharpe ratio is a performance measure which indicates the risk-adjusted excess return (difference between the portfolio return and the risk-free return) compared to the investment risk incurred (volatility).

Jensen's Alpha

Jensen's alpha measures the additional return achieved versus a comparable passive investment (i.e. an investment with the same market risk or beta). Jensen's alpha is used to assess the performance of a portfolio manager. It differs from the relative – or excess – return, which is not risk-adjusted.

Information Ratio

The information ratio shows the relationship between under/overperformance and tracking error. It indicates how much more or less return was achieved per unit of active risk incurred or the extent to which the active risk paid off in the form of a higher return.

Effective Cash

Under cash, we report the total effective liquidity of all bank accounts as a percentage. Cash in foreign currencies is converted into the fund currency and added.

Direct Investment

Under number of direct investments (directly held investments), we report the total of all individual investments without the individual positions of the Swisscanto target funds.

ISO Certification

Asset Management at Zürcher Kantonalbank is ISO 9001 certified. The ISO 9001 certification guarantees that the authorised user has a management system that meets the requirements of a suitable and recognised standard and has been successfully certified/assessed by the Swiss Association for Quality and Management Systems (SQS).

Reporting

- Analyses and data from MSCI Inc. (www.msci.com) were used to compile this report.
- Allocations by sector and credit rating are categorised according to the index provider.
- Copyright 2025 MSCI Inc. All rights reserved.

Disclaimer

This document is for informational and promotional purposes only. It is intended for distribution in Switzerland and is not directed at investors in other countries. It does not constitute an offer or recommendation to acquire, hold, or sell financial instruments or to obtain services, nor does it form the basis for any contract or obligation of any kind. This document is not a prospectus and not a key information document. The products and services described in this document are not available to U.S. persons according to the relevant regulations. It contains general information and does not take into account personal investment goals, financial situation, or specific needs of any individual. The information should be carefully reviewed for compatibility with personal circumstances before making an investment decision. It is recommended to seek advice from professionals for the assessment of legal, regulatory, tax, and other implications. The document has been prepared by Zürcher Kantonalbank with customary business care and may contain information from carefully selected third-party sources. However, Zürcher Kantonalbank does not guarantee the accuracy and completeness of the information contained therein and disclaims any liability for damages arising from the use of the document or the information contained therein. It should be noted that any information regarding historical performance does not indicate current or future performance, and any performance data shown may not take into account the commissions and costs incurred when issuing and redeeming fund units. With regard to any information on sustainability, it should be noted that there is no generally accepted framework and no universally applicable list of factors to consider to ensure the sustainability of investments in Switzerland. The sole binding basis for the acquisition of funds are the current fund documents (e.g., fund contracts, prospectuses, key information documents, and annual reports), which can be obtained from Swisscanto Fondsleitung AG, Bahnhofstrasse 9, 8001 Zurich. This document was not prepared by the "Financial Analysis" department in the sense of the "Guidelines to Ensure the Independence of Financial Analysis" issued by the Swiss Bankers Association and is therefore not subject to these guidelines. © 2025 Zürcher Kantonalbank. All rights reserved.