

Swisscanto (CH) Index Equity Fund MSCI® World ex Switzerland GT USD

Equity | reinvesting | November 2024 - Marketing Material

Fund Description

The objective of the subfund is to track the return and risk profile of the benchmark.

Product line and sustainability approaches in use

When selecting investments, the product lines and sustainability approaches illustrated below and described in the "Explanations regarding product lines and sustainability approaches" are used.



Note:

- Light-coloured product lines and approaches are not applicable to the assets in question.
- Exclusions based on SVVK-ASIR are applied in all three product lines (Traditional (non-sustainable), Responsible and Sustainable).

Swisscanto Sustainability Rating

high **A** **B** **C** **D** **E** **F** **G** low

Profile/Suitability

This product is suitable for investors who

- have at least a medium-term investment horizon.
- wish to participate in the development of the global equity markets of developed countries and wish to benefit from the yield potential of the underlying benchmark index. An excess return compared to the benchmark index cannot be expected.

Risk Indicator

low 1 2 3 4 5 6 7 high

Fund Facts

NAV per Share (29.11.2024)	USD 306.92
52-Week High (29.11.2024)	USD 306.92
52-Week Low (06.12.2023)	USD 240.20
Fund Domicile	Switzerland
Share Class Currency	USD
Fund Currency	USD
Accounting Year End	30.09.
Security Number	19230641
ISIN-Number	CH0192306410
Bloomberg	SWMWXPP SW
Share Class Launch Date	18.03.2013
Inception Date Fund	16.09.2010
Start Performance Calculation	01.04.2013
Share Class Volume (million)	USD 647.10
Fund Volume (million)	USD 1'554.59
Shares Outstanding	2'108'321.206
Investment Method	Full Replication
Securities Lending	No
Benchmark	MSCI® World ex Switzerland Index TR Net
Flat Fee p.a.	0.19%
Total Expense Ratio p.a.	0.19%
Issue Fees in Favour of the Fund	0.06%
Redempt. Fees in Fav. of the Fund	0.03%
Management Company	Swisscanto Fondsleitung AG, Zurich
Portfolio Management	Zürcher Kantonalbank
Custodian Bank	Zürcher Kantonalbank

Performance

Indexed Performance and Performance in %¹



Indexed performance (left scale). Performance in percent (right scale).

Performance in %²

Since	Net ^a	Gross ^b	Benchmark
1 month	4.74	4.76	4.75
3 months	4.68	4.73	4.73
1 year	28.24	28.48	28.37
3 years p.a.	8.85	9.05	8.98
5 years p.a.	12.43	12.64	12.59
10 years p.a.	10.00	10.21	10.19

Annual Performance in %^{1,2}

Year	Net ^a	Gross ^b	Benchmark
YTD	22.27	22.48	22.39
2023	23.84	24.08	24.02
2022	-18.22	-18.06	-18.14
2021	21.70	21.94	21.90
2020	15.78	16.00	16.04
2019	27.37	27.61	27.53
2018	-8.88	-8.71	-8.70
2017	22.21	22.45	22.38
2016	7.70	7.92	7.97
2015	-1.19	-0.99	-0.92
2014	4.89	5.10	5.13

Risk Figures

annualised/realised	1yr	3yrs	5yrs
Tracking Error	0.07%	0.07%	0.08%
Volatility Fund	9.09%	17.00%	18.04%
Volatility Benchmark	9.09%	17.01%	18.04%
Sharpe Ratio	2.15	0.29	0.52

Portfolio Data

	Fund	BM
Number of Positions	1'349	1'352

¹ Year/period: Since start performance calculation or at the longest for the last 5 or 10 years/periods.

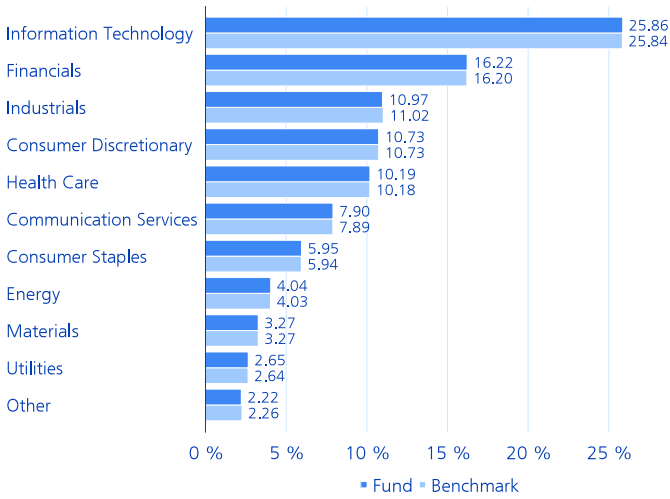
² Minor deviations can be caused by rounding errors.

^a The represented net value development less all regular fund fees due. Any further costs due, which can be charged directly to the fund assets, are disclosed in the fund prospectus.

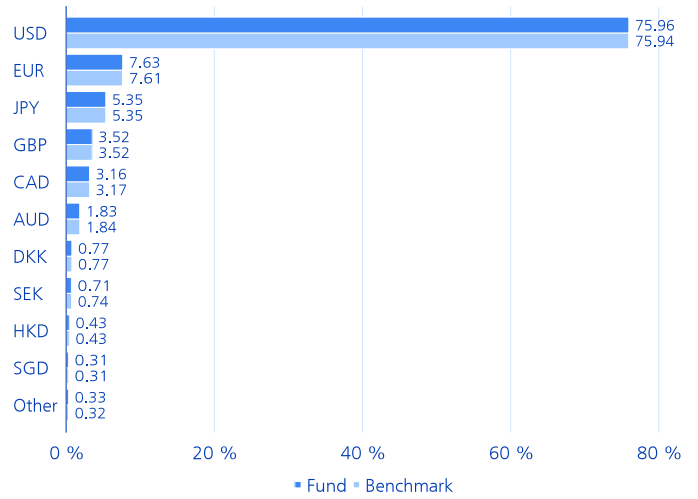
^b The gross performance indicated before deduction of any regular fund fees incurred.

Breakdowns

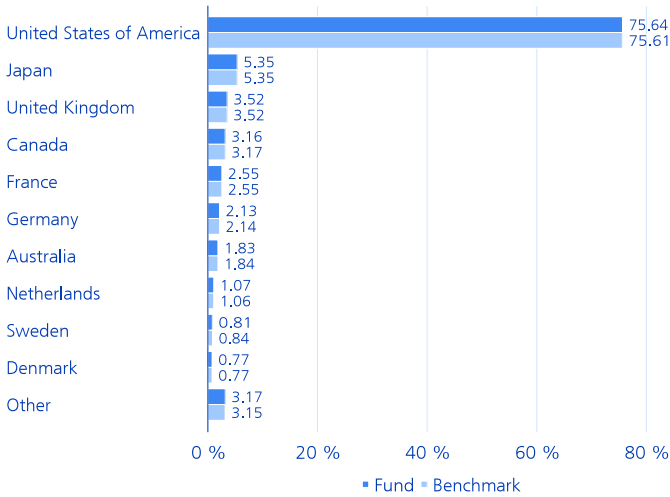
Breakdown by Sectors in %



Breakdown by Currency in %



Breakdown by Country in %



Largest Positions in %

	Fund	BM
Apple Inc	5.15	5.14
NVIDIA Corp	4.84	4.83
Microsoft Corp	4.27	4.26
Amazon.com Inc	2.79	2.80
Meta Platforms Inc - A	1.79	1.79
Tesla Inc	1.42	1.41
Alphabet Inc - A	1.41	1.41
Alphabet Inc - C	1.22	1.22
Broadcom Inc	1.03	1.02
JPMorgan Chase & Co	1.02	1.01

Explanations regarding product lines and sustainability approaches

Product lines

The sustainability product range comprises two product lines in which different sustainability approaches are applied. The «Responsible» product line includes as standard the application of further exclusions, systematic ESG analysis as an integral part of the investment process and a reduction in the CO₂e intensity of the investments. In addition to the aforementioned approaches, the «Sustainable» product line includes the application of even more extensive exclusions and also invests in SDG leader or ESG leader (Sustainable Purpose). The exclusions based on SVVK-ASIR are applied in all product lines (including for assets that are not sustainably managed). These mainly include manufacturers of banned weapons and may also include states in addition to companies.

Stewardship - Voting / Engagement



As a shareholder, we actively engage in continuous dialogue with the companies management. This takes place in accordance with the engagement guidelines of Zürcher Kantonalbank's asset management. Among other things, companies are required to formulate ambitious greenhouse gas reduction targets, implement them consistently and report on them transparently. Our engagement activities and guidelines are published on <https://www.zkb.ch/en/home/asset-management/sustainability/investment-stewardship.html>. Our voting guidelines are based on Swiss and international corporate governance principles and on the United Nations Principles for Responsible Investment (UN PRI). The threshold for exercising voting rights in our foreign voting markets is CHF 5 million for Swiss domiciled funds and CHF 2 million for Luxemburg domiciled funds per share position. More information on our voting behaviour can be viewed at: <https://www.swisscanto.com/voting>

Controversies - Exclusions Responsible



Application of further exclusion criteria - in addition to the exclusions based on SVVK-ASIR - in order to reduce sustainability risks and with the aim of not investing in securities with business models that are critical from a sustainability perspective. The exclusion criteria apply to companies associated with the extraction of coal (excluding metal production; >5% revenue)*, coal reserves (excluding metal production)*, production of weapons and ammunition, manufacture of military hardware (>5% revenue), production of pornography, exploitative child labour and/or UN Global Compact violations (excluding green and sustainability bonds, if applicable). Violations of the UN Global Compact principles revealed by our screening are examined in closer detail by our analysts. As part of the engagement, we seek dialogue and encourage companies to change their behaviour. If no change occurs within a reasonable period of time, existing systems must be sold. *Excluding green and sustainability bonds

ESG - ESG laggards- out



The universe of securities is reduced by excluding securities that perform poorly in a peer comparison in terms of ESG criteria (laggard-out).

Climate - CO₂e reduction Index funds



The asset manager reduces the average CO₂e intensity of the investments in indexed Responsible portfolios by at least 20% compared to the benchmark index. In the case of portfolios with investments in government bonds or bonds from government-related issuers, this share is excluded from the stated target value (applicable to the portfolio and benchmark index). For this share, the asset manager aims to achieve a lower average CO₂e intensity of the investments compared to the benchmark index (without a defined minimum reduction). When calculating the average CO₂e intensities, the asset manager relies on data on CO₂e emissions in relation to revenue for companies and, for countries, in relation to gross domestic product.

SDGs - Sustainable Purpose



The "Sustainable Purpose" approach focuses on returns through investments in companies and countries with social benefits (SDG leaders). SDG leaders use their investment power to create environmentally and socially responsible products and services. In doing so, they contribute to the fulfillment of one or more of the UN's Sustainable Development Goals (UN SDGs). For diversification purposes, a best-in-class approach can also be used to invest in securities that are considered to have above-average positive ESG criteria (ESG leaders).

Note:

- Light-coloured product lines and approaches are not applicable to the assets in question.
- Exclusions based on SVVK-ASIR are applied in all three product lines (Traditional (non-sustainable), Responsible and Sustainable).

Further information

Further, supplementary product-specific explanations regarding the sustainability approaches applied can be found in the relevant legal documents at products.swisscanto.com.

Sustainability approaches

The sustainability approaches apply to all assets or to a substantial part of the assets. Detailed information on this can be found in the prospectus, fund agreement or investment guidelines.

CO₂e

CO₂e equivalents (CO₂e) are a measure to standardise the climate impact of the greenhouse gases carbon dioxide (CO₂), methane (CH₄), nitrous oxide (N₂O) and fluorinated greenhouse gases (CFCs). All of these gases remain in the atmosphere for different lengths of time and do not contribute equally to the greenhouse effect.

ESG

ESG stands for the aspects of environment (E), social (S) and governance (G).

SVVK-ASIR

The Swiss Association for Responsible Investments (SVVK) is an association of institutional investors and was founded in 2015. The association provides services to its members so that they can focus their investment decisions on the environment, society and the economy.

Swisscanto Sustainability Rating

The proprietary Swisscanto Sustainability Rating provides information on the current sustainability level of the portfolio. It is calculated from the values of the collective assets and individual securities contained in the portfolio and is divided into seven sustainability classes from A (highest level) to G (lowest level). To calculate the rating, companies and countries are assessed on the 4 pillars of our sustainability research: controversial areas of business (controversy), sustainable corporate governance (ESG), greenhouse gas emissions (climate) and impact of products on the environment and society (Sustainable Purpose). The Swisscanto Sustainability Rating is recalculated once per quarter end.

Comments to the Fund

Target Investor Group - Term

Wealth management clients or investors with a cooperation partner agreement

Target Investor Group - Description

G class is only offered to institutional investors and wealth management clients. It is a prerequisite for institutional investors that they conclude a standard investment agreement with their financial intermediary. In addition, the financial intermediary must have concluded a cooperation agreement with Swisscanto Fund Management Company Ltd. The second letter «T» indicates that the class reinvests profits (accumulating). A flat rate administrative fee is charged.

Flat Fee (FF)

The AIF is used to compensate the fund management company and fund administration, asset management and - if compensated - the distribution of the fund as well as the custodian bank for the services it provides.

Total Expense Ratio (TER)

The TER refers to the commissions regularly charged to the fund assets (operating expenses) and is expressed as a percentage of the fund's assets. The figure quoted relates to the level of the TER in the past financial year and does not guarantee that the level will be similar in the future.

Issue and redemption charges in favour of funds ("crossing")

The fact sheet mentions the currently valid and maximum charges incurred. To protect existing investors and cover transaction costs, the fund management credits all issue and redemption charges to the respective sub-fund assets. Issue and redemption charges in favour of the fund are reduced to the extent that issues and redemptions can be offset against each other on a bank working day (known as "crossing"). As a result, charges may be reduced. For further information, see fund agreement.

Swinging single pricing (SSP) indirectly

According to fund master data, this fund does not exhibit any swinging single pricing (SSP). However, it cannot be ruled out that an investment is made in a target fund with SSP indirectly.

Explanation of general risks

Investment involves risks, especially with regard to fluctuations in value and return. Investments in foreign currencies are subject to exchange rate fluctuations. Custody and counterparty risks represent further significant risks. We hereby refer to the detailed description of various risks which are included in the prospectus.

Risk Indicator

The historical data used to calculate the risk and return category cannot be used as a reliable indication of the future risk profile. The reported risk and return category may well be subject to change. The lowest risk category cannot be compared with a risk-free investment. There is no capital guarantee or capital protection. The risk of capital loss is borne by the investor.

Breakdown Allocations

Allocation refers to invested fund capital adjusted to 100%. Minor deviations can be caused by rounding errors. The weighting of the money market may include the synthetic exposure from the equity hedging strategy.

Tracking Error

Tracking error describes the volatility of differences in performance between a fund and its benchmark. Tracking error is a measure of the active risk of the portfolio manager. Passively managed funds have a low tracking error.

Volatility

Volatility is a statistical measure of risk which indicates the extent to which the absolute return on an investment or a portfolio fluctuates on average around its mean value in the course of a year.

Sharpe Ratio

The Sharpe ratio is a performance measure which indicates the risk-adjusted excess return (difference between the portfolio return and the risk-free return) compared to the investment risk incurred (volatility).

ISO Certification

Asset Management at Zürcher Kantonalbank is ISO 9001 certified. The ISO 9001 certification guarantees that the authorised user has a management system that meets the requirements of a suitable and recognised standard and has been successfully certified/assessed by the Swiss Association for Quality and Management Systems (SQS).

Reporting

- Analyses and data from MSCI Inc. (www.msci.com) were used to compile this report.
- Allocations by sector and credit rating are categorised according to the index provider.
- Copyright 2024 MSCI Inc. All rights reserved.

Disclaimer

This document is for information and advertising purposes. It is intended for distribution in Switzerland and is not intended for investors in other countries. It does not constitute an offer or a recommendation to purchase, hold or sell financial instruments or to obtain services, nor does it form the basis for a contract or an obligation of any kind.

This document is not a prospectus or a basic information sheet. The products and services described in this document are not available to US persons in accordance with the relevant regulations. This document contains general information and does not take into account personal investment objectives, the financial situation or the special needs of any specific individual. The information should be carefully checked for compatibility with personal circumstances before making an investment decision. For the assessment of legal, regulatory, tax and other implications, it is advised to seek advice from specialists.

The document was prepared by Zürcher Kantonalbank with customary due diligence and may contain information from carefully selected third-party sources. However, Zürcher Kantonalbank provides no warranty as to the correctness and completeness of the information contained therein and accepts no liability for damages resulting from the use of the document or information contained therein.

Please note that any information regarding historical performance is not an indicator for current or future performance and that any performance data presented has been calculated without taking account of the costs and commissions charged at the time of the issue and redemption of fund units.

The sole binding basis for purchasing funds is the current fund documents (e.g. fund agreements, prospectuses, basic information sheets as well as annual reports), which can be obtained from Swisscanto Fund Management Company Ltd., Bahnhofstrasse 9, 8001 Zurich. This document was not prepared by the «financial analysis» department within the meaning of the «Directives on the Independence of Financial Research» published by the Swiss Bankers Association, hence these rules do not apply to this document.

© 2024 Zürcher Kantonalbank. All rights reserved.