

# Swisscanto (LU) Equity Fund Sustainable Europe DT

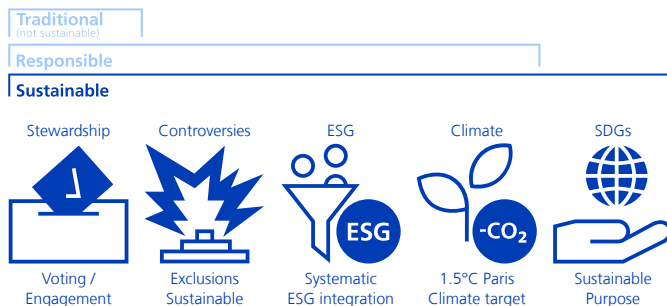
Equity | reinvesting | December 2024 - Marketing Material

## Fund Description

The fund uses a proprietary sustainable purpose/quality approach to invest across Europe in equities of companies that can be expected to achieve above-average corporate growth (sustainable purpose) thanks to the positive contributions their products/services make to solving social and environmental problems and that have a track record for generating attractive returns on investment (quality).

## Product line and sustainability approaches in use

When selecting investments, the product lines and sustainability approaches illustrated below and described in the "Explanations regarding product lines and sustainability approaches" are used.



Note:  
 - Light-coloured product lines and approaches are not applicable to the assets in question.  
 - Exclusions based on SVVK-ASIR are applied in all three product lines (Traditional (non-sustainable), Responsible and Sustainable).

## Swisscanto Sustainability Rating

high **A** B C D E F G low

## Profile/Suitability

This product is suitable for investors who

- have at least a medium-term investment horizon.
- focus on companies that want to support the 17 UN Sustainable Development Goals (SDGs) and participate in the growth of the European stock market.
- are interested in strong capital growth.
- are willing to accept a high level of price volatility.

## Risk Indicator

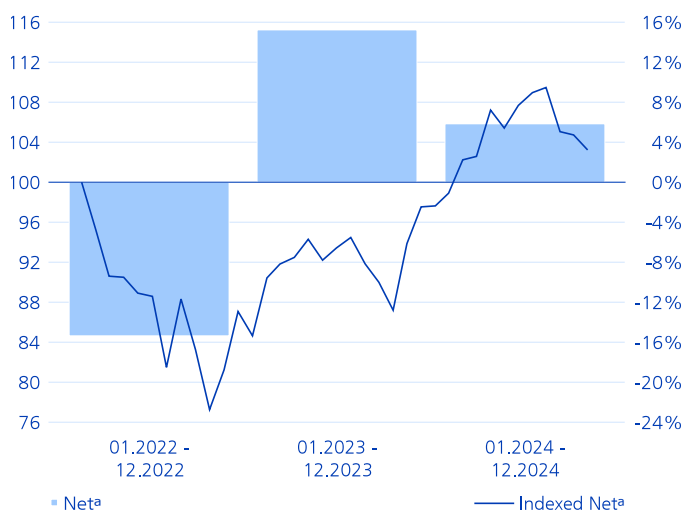
low 1 2 3 **4** 5 6 7 high

## Fund Facts

NAV per Share (31.12.2024)	EUR 105.46
52-Week High (27.09.2024)	EUR 112.73
52-Week Low (17.01.2024)	EUR 96.37
Fund Domicile	Luxembourg
Share Class Currency	EUR
Fund Currency	EUR
Accounting Year End	31.03.
Security Number	114351184
ISIN-Number	LU2400052127
Bloomberg	SWLEED LX
Share Class Launch Date	13.12.2021
Inception Date Fund	13.12.2021
Start Performance Calculation	01.01.2022
Share Class Volume (million)	EUR 0.19
Fund Volume (million)	EUR 15.14
Shares Outstanding	1'800.000
Benchmark	MSCI® Europe Index TR net
SFDR	Article 9
Flat Fee p.a.	0.85%
Total Expense Ratio p.a.	0.86%
Swinging Single Pricing	Yes
Management Company	Swisscanto Asset Management International S.A., Luxembourg
Portfolio Management	Zürcher Kantonalbank
Custodian Bank	CACEIS BANK SA

# Performance

## Indexed Performance and Performance in %<sup>1</sup>



Indexed performance (left scale). Performance in percent (right scale).

## Performance in %<sup>2</sup>

Since	Net <sup>a</sup>	Gross <sup>b</sup>	Benchmark
1 month	-1.43	-1.36	-0.49
3 months	-5.70	-5.50	-2.72
1 year	5.84	6.76	8.59
3 years p.a.	1.07	1.94	4.41
Start p.a.	1.07	1.94	4.41

## Period Specific Performance in %<sup>1, 2</sup>

Period	Net <sup>a</sup> incl. Agio	Net <sup>a</sup>	Gross <sup>b</sup>	Benchmark
01.2024 - 12.2024		5.84	6.76	8.59
01.2023 - 12.2023		15.23	16.23	15.83
01.2022 - 12.2022	-20.36	-15.36	-14.63	-9.49

## Historical Risk Figures annualised/realised

	1yr	3yrs	5yrs
Volatility Fund	7.93%	n.a.	n.a.
Volatility Benchmark	6.93%	n.a.	n.a.
Beta	1.03	n.a.	n.a.
Sharpe Ratio	0.24	n.a.	n.a.
Jensen's Alpha	-2.69%	n.a.	n.a.
Information Ratio	-0.74	n.a.	n.a.

## Portfolio Data

	Fund	BM
Number of Positions	77	423
Number of direct investments	77	n.a.
Effective Cash	0.63%	n.a.

<sup>1</sup> Year/period: Since start performance calculation or at the longest for the last 5 or 10 years/periods.

<sup>2</sup> Minor deviations can be caused by rounding errors.

<sup>a</sup> The performance shown is less all regular fund fees incurred. Further potential costs incurred, which can be directly charged to the fund assets, are disclosed in the fund prospectus.

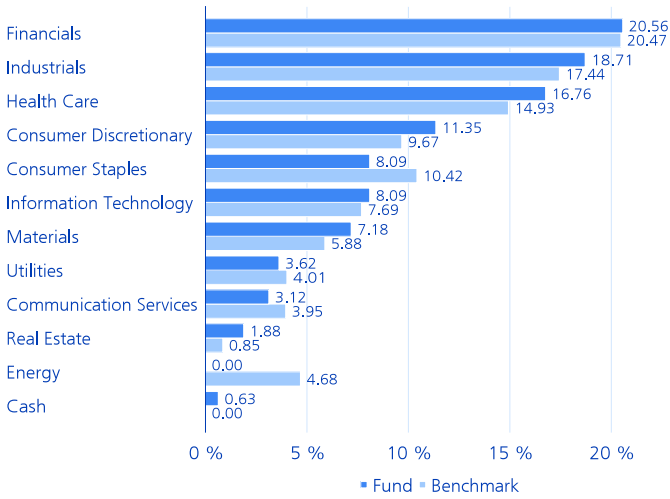
<sup>b</sup> The gross performance indicated is before deduction of any regular fund fees incurred.

The performance stated refers to the past and is not a reliable indicator of future results. The calculation is made in the reference currency of the share class. Performance in other currencies may rise or fall as a result of currency exchange rate fluctuations. The performance data assume that any dividends will be reinvested. The data take into account the costs incurred at fund level (such as administrative fees). The net performance including Agio (issue surcharge) represents the performance after deduction of fees, but takes into account the maximum issue surcharge incurred of 5.00%.

Source: Swisscanto Fondsleitung AG

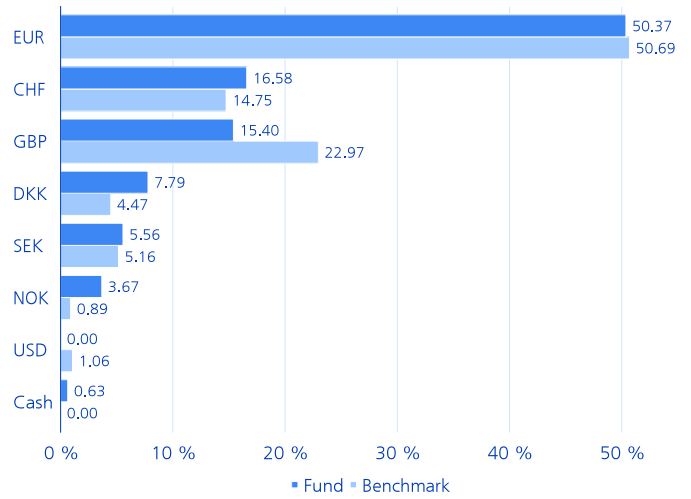
# Breakdowns

## Breakdown by Sectors in %



Minor deviations can be caused by rounding errors.

## Breakdown by Currency in %

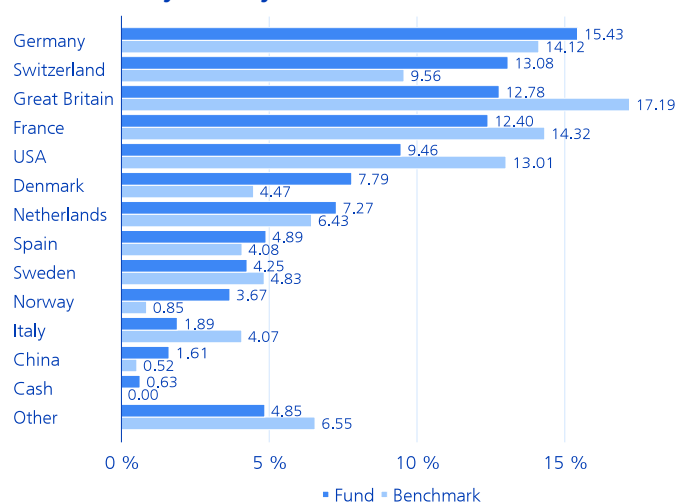


Minor deviations can be caused by rounding errors.

## Largest Positions in %

	Fund	BM
Novo Nordisk A/S	3.74	2.67
ASML Holding NV	2.69	2.69
Cie Financiere Richemont SA	2.54	0.78
SAP SE	2.51	2.45
Schneider Electric SE	2.40	1.31
Allianz SE	2.37	1.15
Unilever PLC	2.24	1.35
Zurich Insurance Group AG	2.14	0.83
Danone SA	2.00	0.42
Roche Holding AG	1.93	1.99

## Breakdown by Country in %



## Sales Breakdown by SDGs in %

	Fund
SDG 1: No poverty	0.79
SDG 2: Zero hunger	0.94
SDG 3: Good health and well-being	19.77
SDG 4: Quality education	0.44
SDG 5: Gender equality	1.11
SDG 6: Clean water and sanitation	0.71
SDG 7: Affordable and clean energy	9.09
SDG 8: Decent work and economic growth	11.20
SDG 9: Industry, innovation and infrastructure	13.68
SDG 11: Sustainable cities and communities	2.37
SDG 12: Responsible consumption and production	0.77
SDG 14: Life below water	0.51
SDG 15: Life on land	0.45
SDG 17: Partnerships for the goals	0.11

# Explanations regarding product lines and sustainability approaches

## Product lines

The sustainability product range comprises two product lines in which different sustainability approaches are applied. The «Responsible» product line includes as standard the application of further exclusions, systematic ESG analysis as an integral part of the investment process and a reduction in the CO<sub>2</sub>e intensity of the investments. In addition to the aforementioned approaches, the «Sustainable» product line includes the application of even more extensive exclusions and also invests in SDG leader or ESG leader (Sustainable Purpose). The exclusions based on SVVK-ASIR are applied in all product lines (including for assets that are not sustainably managed). These mainly include manufacturers of banned weapons and may also include states in addition to companies.

## Stewardship - Voting / Engagement



As a shareholder, we actively engage in continuous dialogue with the companies management. This takes place in accordance with the engagement guidelines of Zürcher Kantonalbank's asset management. Among other things, companies are required to formulate ambitious greenhouse gas reduction targets, implement them consistently and report on them transparently. Our engagement activities and guidelines are published on <https://www.zkb.ch/en/home/asset-management/sustainability/investment-stewardship.html>. Our voting guidelines are based on Swiss and international corporate governance principles and on the United Nations Principles for Responsible Investment (UN PRI). The threshold for exercising voting rights in our foreign voting markets is CHF 5 million for Swiss domiciled funds and CHF 2 million for Luxemburg domiciled funds per share position. More information on our voting behaviour can be viewed at: <https://www.swisscanto.com/voting>

## Controversies - Exclusions Sustainable



The application of extensive exclusion criteria is an integral part of the asset manager's Sustainable approach. In terms of companies, exclusion criteria - in addition to the exclusions based on SVVK-ASIR - cover the extraction of uranium, natural gas\* or oil\*, the operation of fossil fuel power stations (>5% revenue)\*, the extraction of coal (excluding metal production)\*, coal reserves\*, the manufacture of nuclear reactors\*, the production of weapons and ammunition, military hardware, automobiles\* (justified exceptions possible) and aircraft\*, airlines\* and cruise ship operators\*, the operation of nuclear power plants\*, the release of GMOs\* and human medicine in the field of genetic engineering, non-sustainable fishing\* and fish farming\*, non-sustainable forestry\*, intensive livestock farming, the production of tobacco and smoking goods, the production of alcohol (>5% revenue), the production of pornography, gambling (>5% revenue), exploitative child labour, non-certified palm oil (<50% RSPO) and UN Global Compact violations. In terms of states, extensive exclusion criteria are likewise in addition to possible exclusions based on SVVK-ASIR - states with a low degree of democracy and freedom (classified as "not free" in the Freedom in the World reports published annually by Freedom House Washington, DC) or a high degree of corruption (CPI score <35 according to the Corruption Perceptions Index (CPI) of Transparency International), which apply capital punishment, increase the share of nuclear energy (total share >50%)\*, have a high military budget of >4% of gross domestic product and have not ratified the Paris Climate Agreement\*, the Nuclear Non-Proliferation Treaty (NPT) and/or the Convention on Biological Diversity (CBD)\*. When drawing up the exclusion list, socio-economic risk dimensions such as money laundering and corruption are also taken into account. \*Excluding green and sustainability bonds

## ESG - Systematic ESG integration



The systematic analysis of ESG criteria forms an integral component of the active investment process, with the aim of identifying risks and opportunities based on ESG trends at an early stage. ESG criteria supplement the pure financial analysis and lead to more informed investment decisions.

## Climate - 1.5°C Paris Climate target



In accordance with the Paris Climate Agreement, the investment activity of the portfolio is aimed at reducing the CO<sub>2</sub>e intensity of the investments by at least 7.5% per year. The investment strategy target is based on the CO<sub>2</sub>e intensity of the investment universe at the end of 2019.

## SDGs - Sustainable Purpose



The "Sustainable Purpose" approach focuses on returns through investments in companies and countries with social benefits (SDG leaders). SDG leaders use their investment power to create environmentally and socially responsible products and services. In doing so, they contribute to the fulfillment of one or more of the UN's Sustainable Development Goals (UN SDGs). For diversification purposes, a best-in-class approach can also be used to invest in securities that are considered to have above-average positive ESG criteria (ESG leaders).

### Note:

- Light-coloured product lines and approaches are not applicable to the assets in question.
- Exclusions based on SVVK-ASIR are applied in all three product lines (Traditional (non-sustainable), Responsible and Sustainable).

## Further information

Further, supplementary product-specific explanations regarding the sustainability approaches applied can be found in the relevant legal documents at [products.swisscanto.com](https://products.swisscanto.com).

## Swisscanto Sustainability Rating

The proprietary Swisscanto Sustainability Rating provides information on the current sustainability level of the portfolio. It is calculated from the values of the collective assets and individual securities contained in the portfolio and is divided into seven sustainability classes from A (highest level) to G (lowest level). To calculate the rating, companies and countries are assessed on the 4 pillars of our sustainability research: controversial areas of business (controversy), sustainable corporate governance (ESG), greenhouse gas emissions (climate) and impact of products on the environment and society (Sustainable Purpose). The Swisscanto Sustainability Rating is recalculated once per quarter end.

## Sustainability approaches

The sustainability approaches apply to all assets or to a substantial part of the assets. Detailed information on this can be found in the prospectus, fund agreement or investment guidelines.

## CO<sub>2</sub>e

CO<sub>2</sub>e equivalents (CO<sub>2</sub>e) are a measure to standardise the climate impact of the greenhouse gases carbon dioxide (CO<sub>2</sub>), methane (CH<sub>4</sub>), nitrous oxide (N<sub>2</sub>O) and fluorinated greenhouse gases (CFCs). All of these gases remain in the atmosphere for different lengths of time and do not contribute equally to the greenhouse effect.

## ESG

ESG stands for the aspects of environment (E), social (S) and governance (G).

## SVVK-ASIR

The Swiss Association for Responsible Investments (SVVK) is an association of institutional investors and was founded in 2015. The association provides services to its members so that they can focus their investment decisions on the environment, society and the economy.

# Comments to the Fund

## Target Investor Group - Term

Wealth management clients or institutional investors

## Target Investor Group - Description

D class is offered to all institutional investors and wealth management clients. The second letter «T» indicates that the class reinvests profits (accumulating). A flat rate administrative fee is charged.

## Flat Fee (FF)

The AIF is used to compensate the fund management company and fund administration, asset management and - if compensated - the distribution of the fund as well as the custodian bank for the services it provides.

## Total Expense Ratio (TER)

The TER refers to the commissions regularly charged to the fund assets (operating expenses) and is expressed as a percentage of the fund's assets. The figure quoted relates to the level of the TER in the past financial year and does not guarantee that the level will be similar in the future.

## Swinging Single Pricing (SSP)

Upward or downward correction in the net asset value pertinent for the calculation of the issue and redemption prices depending on whether issues or redemptions of units predominate. The correction (swing factor) is based on the size of the costs incurred by the investment fund in adjusting the portfolio in line with the asset inflows/outflows (neutralises the costs incurred by the investment fund in adjusting the portfolio in line with asset inflows/outflows). The (gross/net) performance shown may contain a swing-price adjustment.

## Benchmark comparison

This is just a benchmark comparison. The fund's performance does not depend on the benchmark, particularly in terms of the portfolio composition.

## Explanation of general risks

Investment involves risks, especially with regard to fluctuations in value and return. Investments in foreign currencies are subject to exchange rate fluctuations. Custody and counterparty risks represent further significant risks. We hereby refer to the detailed description of various risks which are included in the prospectus.

## Risk Indicator

The historical data used to calculate the risk and return category cannot be used as a reliable indication of the future risk profile. The reported risk and return category may well be subject to change. The lowest risk category cannot be compared with a risk-free investment. There is no capital guarantee or capital protection. The risk of capital loss is borne by the investor.

## SDG Sales contributions

Sales (in %) of issuers in the portfolio that contribute positively to the achievement of one or more of the 17 UN Sustainable Development Goals (SDGs), weighted by portfolio allocation. If an issuer's product or service contributes to more than one goal, sales are allocated accordingly.

## Breakdown Allocations

Allocation refers to invested fund capital adjusted to 100%. Minor deviations can be caused by rounding errors. The weighting of the money market may include the synthetic exposure from the equity hedging strategy.

## Volatility

Volatility is a statistical measure of risk which indicates the extent to which the absolute return on an investment or a portfolio fluctuates on average around its mean value in the course of a year.

**Beta**

Indicates the relative fluctuation range of a stock compared to the market as a whole. It measures the sensitivity of the stock in terms of fluctuations in its price compared to the market as a whole. If the value is between 0 and 1, the price change is below that of the market. If the beta is greater than 1, the price change of the stock is higher than that of the market on average. If it is less than 0, this describes a movement in the price of the stock counter to market trends. At 0, there is no apparent relationship.

**Sharpe Ratio**

The Sharpe ratio is a performance measure which indicates the risk-adjusted excess return (difference between the portfolio return and the risk-free return) compared to the investment risk incurred (volatility).

**Jensen's Alpha**

Jensen's alpha measures the additional return achieved versus a comparable passive investment (i.e. an investment with the same market risk or beta). Jensen's alpha is used to assess the performance of a portfolio manager. It differs from the relative – or excess – return, which is not risk-adjusted.

**Information Ratio**

The information ratio shows the relationship between under/overperformance and tracking error. It indicates how much more or less return was achieved per unit of active risk incurred or the extent to which the active risk paid off in the form of a higher return.

**Effective Cash**

Under cash, we report the total effective liquidity of all bank accounts as a percentage. Cash in foreign currencies is converted into the fund currency and added.

**Direct Investment**

Under number of direct investments (directly held investments), we report the total of all individual investments without the individual positions of the Swisscanto target funds.

**SFDR**

Regulation (EU) 2019/2088 of the European Parliament and of the Council of 27 November 2019 on sustainability-related disclosure requirements in the financial services sector (SFDR).

**ISO Certification**

Asset Management at Zürcher Kantonalbank is ISO 9001 certified. The ISO 9001 certification guarantees that the authorised user has a management system that meets the requirements of a suitable and recognised standard and has been successfully certified/assessed by the Swiss Association for Quality and Management Systems (SQS).

**Disclaimer**

This document is for informational and advertising purposes only. It is intended for distribution in Liechtenstein and is not directed at persons in other countries or individuals whose nationality or place of residence prohibits access to such information under applicable legislation. The fund is an undertaking for collective investment in transferable securities (UCITS) within the meaning of EU Directive 2009/65/EC and is subject to the supervision of the Luxembourg supervisory authority (CSSF). The fund is registered for distribution in Liechtenstein with the competent Liechtenstein supervisory authority (FMA).

Any investment carries risks, particularly those related to fluctuations in value and income. The risks are described in the sales prospectus and the key information document. Past performance and returns are no guarantee of future investment success. The performance data do not take into account the commissions and costs charged for the issuance and redemption of units. The Total Expense Ratio (TER) refers to the ongoing costs charged to the fund's assets (operating expenses) and is expressed as a percentage of the fund's assets. The stated TER corresponds to the level in the most recently completed financial year or half-year and does not guarantee a corresponding level in the future.

This document has been prepared with the customary care. However, no guarantee is given for the accuracy or completeness of the information contained herein, and any liability for damages resulting from the use of this document is disclaimed. It does not constitute an offer or a recommendation to subscribe, redeem, buy, hold, or sell financial instruments. Recipients are advised to verify the information—if necessary, with the help of an advisor—regarding its compatibility with their personal circumstances in terms of legal, tax, and other consequences.

The fund described in this document is not available to U.S. persons in accordance with the relevant regulations.

The current fund documents (sales prospectus, terms and conditions, key information document, and annual and semi-annual reports) are available free of charge at <https://products.swisscanto.com/>. Information on sustainability-related aspects in accordance with Regulation (EU) 2019/2088 is also available on the same website.