

# Swisscanto (CH) Equity Fund Responsible Europe ex CH AA EUR

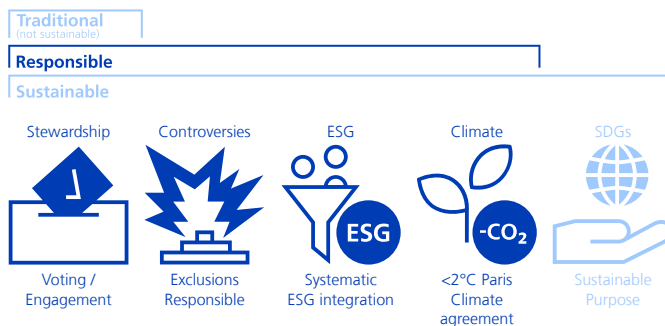
Equity | distributing | November 2024 - Marketing Material

## Fund Description

The fund invests primarily in equities of European companies, with no investment in Swiss companies. The proprietary value/quality approach unlocks above-average return potential for the fund in the long term, whereby the selection of equities is based on a combination of value (low-valued equities) and quality (attractive return on investment). Risks in downward-moving markets can be mitigated thanks to the defensive nature of quality equities. The broad spread of equities across various sectors and countries means a reduced risk compared to investment in a single asset.

## Product line and sustainability approaches in use

When selecting investments, the product lines and sustainability approaches illustrated below and described in the "Explanations regarding product lines and sustainability approaches" are used.



Note:  
 - Light-coloured product lines and approaches are not applicable to the assets in question.  
 - Exclusions based on SVVK-ASIR are applied in all three product lines (Traditional (non-sustainable), Responsible and Sustainable).

## Swisscanto Sustainability Rating

high **A** B C D E F G low

## Profile/Suitability

This product is suitable for investors who

- have at least a medium-term investment horizon.
- would like to participate in the development of the European equity market (excluding Switzerland).
- prefer an attractive ESG profile.
- are interested in high capital growth.
- are willing to accept large price fluctuations.

## Risk Indicator

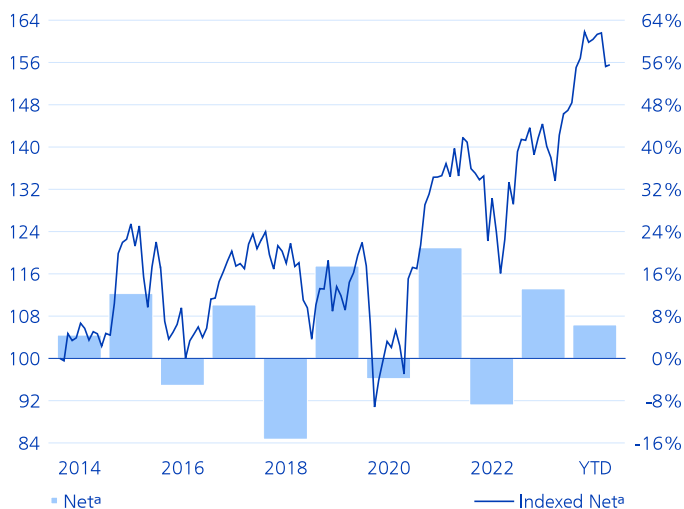
low 1 2 3 4 5 6 7 high

## Fund Facts

|                                |  |
|--------------------------------|--|
| NAV per Share (29.11.2024)     | EUR 186.47                               |
| 52-Week High (06.06.2024)      | EUR 199.75                               |
| 52-Week Low (17.01.2024)       | EUR 171.80                               |
| Fund Domicile                  | Switzerland                              |
| Share Class Currency           | EUR                                      |
| Fund Currency                  | EUR                                      |
| Accounting Year End            | 28.02.                                   |
| Security Number                | 277965                                   |
| ISIN-Number                    | CH0002779657                             |
| Bloomberg                      | SWCEURO SW                               |
| Share Class Launch Date        | 26.09.1986                               |
| Inception Date Fund            | 26.09.1986                               |
| Start Performance Calculation  | 01.10.1986                               |
| Share Class Volume (million)   | EUR 62.47                                |
| Fund Volume (million)          | EUR 88.01                                |
| Shares Outstanding             | 334'456.255                              |
| Last distribution (11.06.2024) | EUR 3.05                                 |
| Benchmark                      | MSCI® Europe ex Switzerland Index TR Net |
| Flat Fee p.a.                  | 1.60%                                    |
| Total Expense Ratio p.a.       | 1.61%                                    |
| Swinging Single Pricing        | Yes                                      |
| Management Company             | Swisscanto Fondsleitung AG, Zurich       |
| Portfolio Management           | Zürcher Kantonalbank                     |
| Custodian Bank                 | Zürcher Kantonalbank                     |

# Performance

## Indexed Performance and Performance in %<sup>1</sup>



Indexed performance (left scale). Performance in percent (right scale).

## Performance in %<sup>2</sup>

| Since         | Net <sup>a</sup> | Gross <sup>b</sup> | Benchmark |
|---------------|------------------|--------------------|-----------|
| 1 month       | 0.21             | 0.34               | 1.15      |
| 3 months      | -3.57            | -3.19              | -2.37     |
| 1 year        | 9.35             | 11.12              | 13.48     |
| 3 years p.a.  | 4.96             | 6.65               | 7.03      |
| 5 years p.a.  | 5.42             | 7.11               | 7.18      |
| 10 years p.a. | 4.04             | 5.69               | 6.39      |

## Annual Performance in %<sup>1,2</sup>

| Year | Net <sup>a</sup> | Gross <sup>b</sup> | Benchmark |
|------|------------------|--------------------|-----------|
| YTD  | 6.33             | 7.91               | 9.55      |
| 2023 | 13.16            | 14.98              | 16.58     |
| 2022 | -8.80            | -7.35              | -8.83     |
| 2021 | 20.93            | 22.87              | 24.52     |
| 2020 | -3.82            | -2.30              | -4.34     |
| 2019 | 17.48            | 19.33              | 24.65     |
| 2018 | -15.30           | -13.92             | -11.47    |
| 2017 | 10.11            | 11.67              | 10.62     |
| 2016 | -5.10            | -3.57              | 3.36      |
| 2015 | 12.27            | 14.08              | 7.63      |
| 2014 | 4.40             | 6.09               | 5.77      |

## Distribution amount in the reference currency<sup>1,2</sup>

| Year         | YTD  | 2023 | 2022 | 2021 | 2020 | 2019 |
|--------------|------|------|------|------|------|------|
| Distribution | 3.05 | 3.20 | 3.20 | 1.40 | 3.60 | 3.60 |

Absolute money amounts in the reference currency of the fund.

## Risk Figures

| annualised/realised  | 1yr    | 3yrs   | 5yrs   |
|----------------------|--------|--------|--------|
| Volatility Fund      | 7.45%  | 13.70% | 16.90% |
| Volatility Benchmark | 7.50%  | 13.78% | 16.66% |
| Beta                 | 0.91   | 0.98   | 1.00   |
| Sharpe Ratio         | 0.69   | 0.21   | 0.25   |
| Jensen's Alpha       | -2.93% | -1.83% | -1.66% |
| Information Ratio    | -1.24  | -0.72  | -0.57  |

## Portfolio Data

|                              | Fund  | BM   |
|------------------------------|-------|------|
| Number of Positions          | 74    | 370  |
| Number of direct investments | 74    | n.a. |
| Effective Cash               | 0.65% | n.a. |

<sup>1</sup> Year/period: Since start performance calculation or at the longest for the last 5 or 10 years/periods.

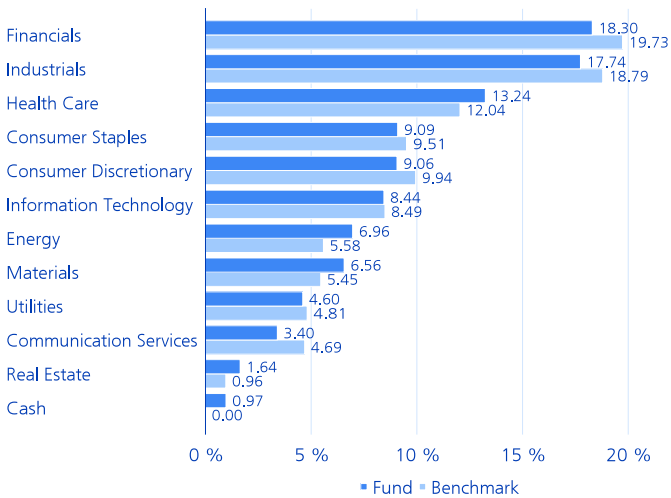
<sup>2</sup> Minor deviations can be caused by rounding errors.

<sup>a</sup> The represented net value development less all regular fund fees due. Any further costs due, which can be charged directly to the fund assets, are disclosed in the fund prospectus.

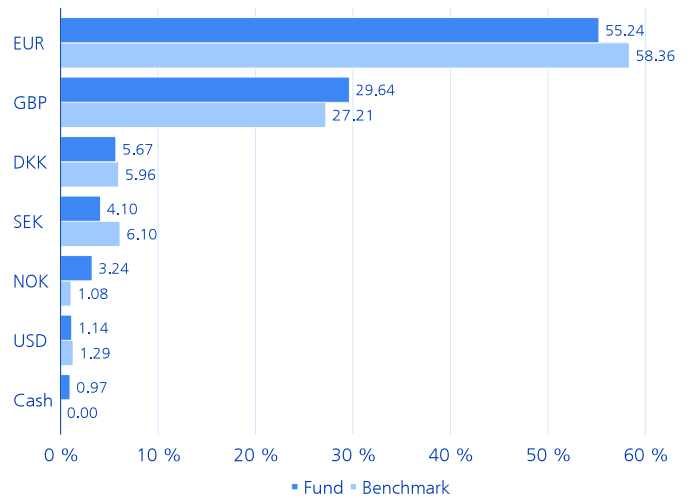
<sup>b</sup> The gross performance indicated before deduction of any regular fund fees incurred.

# Breakdowns

## Breakdown by Sectors in %

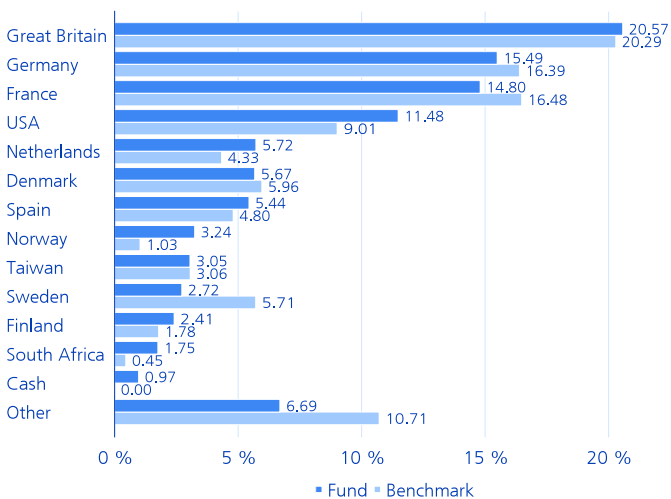


## Breakdown by Currency in %



Minor deviations can be caused by rounding errors.

## Breakdown by Country in %



## Largest Positions in %

|                                     | Fund | BM   |
|-------------------------------------|------|------|
| Novo Nordisk A/S                    | 4.71 | 3.81 |
| Shell PLC                           | 3.60 | 2.20 |
| ASML Holding NV                     | 3.05 | 3.06 |
| Unilever PLC                        | 3.02 | 1.64 |
| SAP SE                              | 2.75 | 2.74 |
| LVMH Moet Hennessy Louis Vuitton SE | 2.70 | 1.90 |
| Schneider Electric SE               | 2.45 | 1.55 |
| Siemens AG                          | 2.38 | 1.62 |
| AstraZeneca PLC                     | 2.34 | 2.31 |
| Allianz SE                          | 2.32 | 1.33 |

# Explanations regarding product lines and sustainability approaches

## Product lines

The sustainability product range comprises two product lines in which different sustainability approaches are applied. The «Responsible» product line includes as standard the application of further exclusions, systematic ESG analysis as an integral part of the investment process and a reduction in the CO<sub>2</sub>e intensity of the investments. In addition to the aforementioned approaches, the «Sustainable» product line includes the application of even more extensive exclusions and also invests in SDG leader or ESG leader (Sustainable Purpose). The exclusions based on SVVK-ASIR are applied in all product lines (including for assets that are not sustainably managed). These mainly include manufacturers of banned weapons and may also include states in addition to companies.

## Stewardship - Voting / Engagement



As a shareholder, we actively engage in continuous dialogue with the companies management. This takes place in accordance with the engagement guidelines of Zürcher Kantonalbank's asset management. Among other things, companies are required to formulate ambitious greenhouse gas reduction targets, implement them consistently and report on them transparently. Our engagement activities and guidelines are published on <https://www.zkb.ch/en/home/asset-management/sustainability/investment-stewardship.html>. Our voting guidelines are based on Swiss and international corporate governance principles and on the United Nations Principles for Responsible Investment (UN PRI). The threshold for exercising voting rights in our foreign voting markets is CHF 5 million for Swiss domiciled funds and CHF 2 million for Luxemburg domiciled funds per share position. More information on our voting behaviour can be viewed at: <https://www.swisscanto.com/voting>

## Controversies - Exclusions Responsible



Application of further exclusion criteria - in addition to the exclusions based on SVVK-ASIR - in order to reduce sustainability risks and with the aim of not investing in securities with business models that are critical from a sustainability perspective. The exclusion criteria apply to companies associated with the extraction of coal (excluding metal production); >5% revenue)\*, coal reserves (excluding metal production)\*, production of weapons and ammunition, manufacture of military hardware (>5% revenue), production of pornography, exploitative child labour and/or UN Global Compact violations (excluding green and sustainability bonds, if applicable). Violations of the UN Global Compact principles revealed by our screening are examined in closer detail by our analysts. As part of the engagement, we seek dialogue and encourage companies to change their behaviour. If no change occurs within a reasonable period of time, existing systems must be sold. \*Excluding green and sustainability bonds

## ESG - Systematic ESG integration



The systematic analysis of ESG criteria forms an integral component of the active investment process, with the aim of identifying risks and opportunities based on ESG trends at an early stage. ESG criteria supplement the pure financial analysis and lead to more informed investment decisions.

## Climate - <2°C Paris Climate agreement



In accordance with the Paris Climate Agreement, the investment activity of the portfolio is aimed at reducing the CO<sub>2</sub>e intensity of the investments by at least 4% per year. The investment strategy target is based on the CO<sub>2</sub>e intensity of the investment universe at the end of 2019.

## SDGs - Sustainable Purpose



The "Sustainable Purpose" approach focuses on returns through investments in companies and countries with social benefits (SDG leaders). SDG leaders use their investment power to create environmentally and socially responsible products and services. In doing so, they contribute to the fulfillment of one or more of the UN's Sustainable Development Goals (UN SDGs). For diversification purposes, a best-in-class approach can also be used to invest in securities that are considered to have above-average positive ESG criteria (ESG leaders).

Note:

- Light-coloured product lines and approaches are not applicable to the assets in question.
- Exclusions based on SVVK-ASIR are applied in all three product lines (Traditional (non-sustainable), Responsible and Sustainable).

## Further information

Further, supplementary product-specific explanations regarding the sustainability approaches applied can be found in the relevant legal documents at [products.swisscanto.com](https://products.swisscanto.com).

## Sustainability approaches

The sustainability approaches apply to all assets or to a substantial part of the assets. Detailed information on this can be found in the prospectus, fund agreement or investment guidelines.

## CO<sub>2</sub>e

CO<sub>2</sub>e equivalents (CO<sub>2</sub>e) are a measure to standardise the climate impact of the greenhouse gases carbon dioxide (CO<sub>2</sub>), methane (CH<sub>4</sub>), nitrous oxide (N<sub>2</sub>O) and fluorinated greenhouse gases (CFCs). All of these gases remain in the atmosphere for different lengths of time and do not contribute equally to the greenhouse effect.

## ESG

ESG stands for the aspects of environment (E), social (S) and governance (G).

## SVVK-ASIR

The Swiss Association for Responsible Investments (SVVK) is an association of institutional investors and was founded in 2015. The association provides services to its members so that they can focus their investment decisions on the environment, society and the economy.

## Swisscanto Sustainability Rating

The proprietary Swisscanto Sustainability Rating provides information on the current sustainability level of the portfolio. It is calculated from the values of the collective assets and individual securities contained in the portfolio and is divided into seven sustainability classes from A (highest level) to G (lowest level). To calculate the rating, companies and countries are assessed on the 4 pillars of our sustainability research: controversial areas of business (controversy), sustainable corporate governance (ESG), greenhouse gas emissions (climate) and impact of products on the environment and society (Sustainable Purpose). The Swisscanto Sustainability Rating is recalculated once per quarter end.

# Comments to the Fund

## Target Investor Group - Term

All Investors

## Target Investor Group - Description

A class is offered to all investors. The second letter «A» indicates that the class distributes profits. A flat rate administrative fee is charged.

## Flat Fee (FF)

The Alf is used to compensate the fund management company and fund administration, asset management and - if compensated - the distribution of the fund as well as the custodian bank for the services it provides.

## Total Expense Ratio (TER)

The TER refers to the commissions regularly charged to the fund assets (operating expenses) and is expressed as a percentage of the fund's assets. The figure quoted relates to the level of the TER in the past financial year and does not guarantee that the level will be similar in the future.

## Swinging Single Pricing (SSP)

Upward or downward correction in the net asset value pertinent for the calculation of the issue and redemption prices depending on whether issues or redemptions of units predominate. The correction (swing factor) is based on the size of the costs incurred by the investment fund in adjusting the portfolio in line with the asset inflows/outflows (neutralises the costs incurred by the investment fund in adjusting the portfolio in line with asset inflows/outflows). The (gross/net) performance shown may contain a swing-price adjustment.

## Explanation of general risks

Investment involves risks, especially with regard to fluctuations in value and return. Investments in foreign currencies are subject to exchange rate fluctuations. Custody and counterparty risks represent further significant risks. We hereby refer to the detailed description of various risks which are included in the prospectus.

## Risk Indicator

The historical data used to calculate the risk and return category cannot be used as a reliable indication of the future risk profile. The reported risk and return category may well be subject to change. The lowest risk category cannot be compared with a risk-free investment. There is no capital guarantee or capital protection. The risk of capital loss is borne by the investor.

## Breakdown Allocations

Allocation refers to invested fund capital adjusted to 100%. Minor deviations can be caused by rounding errors. The weighting of the money market may include the synthetic exposure from the equity hedging strategy.

## Volatility

Volatility is a statistical measure of risk which indicates the extent to which the absolute return on an investment or a portfolio fluctuates on average around its mean value in the course of a year.

## Beta

Indicates the relative fluctuation range of a stock compared to the market as a whole. It measures the sensitivity of the stock in terms of fluctuations in its price compared to the market as a whole. If the value is between 0 and 1, the price change is below that of the market. If the beta is greater than 1, the price change of the stock is higher than that of the market on average. If it is less than 0, this describes a movement in the price of the stock counter to market trends. At 0, there is no apparent relationship.

## Sharpe Ratio

The Sharpe ratio is a performance measure which indicates the risk-adjusted excess return (difference between the portfolio return and the risk-free return) compared to the investment risk incurred (volatility).

## Jensen's Alpha

Jensen's alpha measures the additional return achieved versus a comparable passive investment (i.e. an investment with the same market risk or beta). Jensen's alpha is used to assess the performance of a portfolio manager. It differs from the relative – or excess – return, which is not risk-adjusted.

## Information Ratio

The information ratio shows the relationship between under/overperformance and tracking error. It indicates how much more or less return was achieved per unit of active risk incurred or the extent to which the active risk paid off in the form of a higher return.

**Effective Cash**

Under cash, we report the total effective liquidity of all bank accounts as a percentage. Cash in foreign currencies is converted into the fund currency and added.

**Direct Investment**

Under number of direct investments (directly held investments), we report the total of all individual investments without the individual positions of the Swisscanto target funds.

**ISO Certification**

Asset Management at Zürcher Kantonalbank is ISO 9001 certified. The ISO 9001 certification guarantees that the authorised user has a management system that meets the requirements of a suitable and recognised standard and has been successfully certified/assessed by the Swiss Association for Quality and Management Systems (SQS).

**Disclaimer**

This document is for information and advertising purposes. It is intended for distribution in Switzerland and is not intended for investors in other countries. It does not constitute an offer or a recommendation to purchase, hold or sell financial instruments or to obtain services, nor does it form the basis for a contract or an obligation of any kind.

This document is not a prospectus or a basic information sheet. The products and services described in this document are not available to US persons in accordance with the relevant regulations. This document contains general information and does not take into account personal investment objectives, the financial situation or the special needs of any specific individual. The information should be carefully checked for compatibility with personal circumstances before making an investment decision. For the assessment of legal, regulatory, tax and other implications, it is advised to seek advice from specialists.

The document was prepared by Zürcher Kantonalbank with customary due diligence and may contain information from carefully selected third-party sources. However, Zürcher Kantonalbank provides no warranty as to the correctness and completeness of the information contained therein and accepts no liability for damages resulting from the use of the document or information contained therein.

Please note that any information regarding historical performance is not an indicator for current or future performance and that any performance data presented has been calculated without taking account of the costs and commissions charged at the time of the issue and redemption of fund units.

The sole binding basis for purchasing funds is the current fund documents (e.g. fund agreements, prospectuses, basic information sheets as well as annual reports), which can be obtained from Swisscanto Fund Management Company Ltd., Bahnhofstrasse 9, 8001 Zurich. This document was not prepared by the «financial analysis» department within the meaning of the «Directives on the Independence of Financial Research» published by the Swiss Bankers Association, hence these rules do not apply to this document.

© 2024 Zürcher Kantonalbank. All rights reserved.