

Wellington Multi-Sector Credit Fund

USD UN Q1 Distributing
Unhedged

FUND DETAILS*

Fund Inception: January 2014
Share Class Inception: February 2019
Fund Assets: USD 2.0 billion
NAV: USD 9.36

*This fund may be subject to restrictions on investment. Please contact your Wellington Management relationship manager for further information.

KEY INFORMATION

Domicile: Luxembourg
Regulatory Regime: AIFMD and SICAV
Legal Structure: Corporate SICAV
Dealing Frequency: Daily
Distribution Frequency: Quarterly
Country Registration*: Austria, Finland, France, Ireland, Jersey, Channel Islands, Luxembourg, Netherlands, Norway, Singapore, Spain, Switzerland
ISIN: LU1868831873
Bloomberg: WMSUNUI LX
Sedol: BMG10F5
Lipper: 68511523
WKN: A2N4NB

*Restricted scheme | There is a daily redemption limit of the lesser of 7% of the Fund's assets or USD 100 million.

FUND CHARACTERISTICS

Effective Duration: 3.0 yrs
Yield to Worst: 7.8%
Option Adjusted Spread: 504 bps

FEES AND PRICING

Minimum Investment: USD 250,000
Management Fee: 0.40% p.a.
Ongoing Cost*: 0.61%

*The ongoing cost (OC) includes the current investment management fee and expenses, it does not include the performance fee (if applicable). The OC may change over time. Costs applied will reduce the return potential of investments.

If an investor's own currency is different from the currency shown, costs could increase or decrease due to currency or exchange related fluctuations.

For more information, please visit

www.wellingtonfunds.com

SUMMARY OF INVESTMENT OBJECTIVE

The Wellington Multi-Sector Credit Fund seeks long-term total returns. The Investment Manager will actively manage the Fund and seeks to achieve the objective by allocating its assets primarily across a broadly diversified portfolio of both direct and derivative credit instruments including emerging market debt, high yield debt, and bank loans. The Fund is not constructed relative to a benchmark and does not use a benchmark for performance comparison purposes.

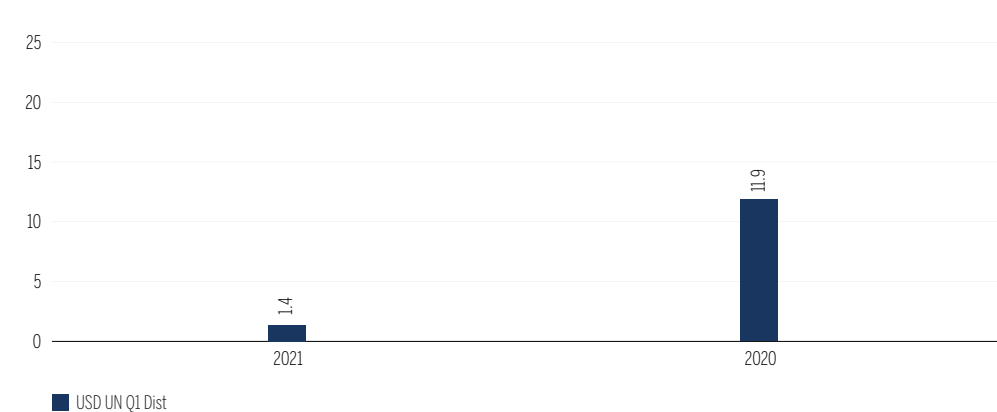
FUND PERFORMANCE (%)

Past performance does not predict future returns.

TOTAL RETURNS NET OF FEES AND EXPENSES

	YTD	1 MO	3 MOS	1 YR	3 YRS	5 YRS	10 YRS	SINCE INCEPTION
USD UN Q1 Dist	-12.2	2.7	-3.9	-12.3	0.9	-	-	2.3

CALENDAR YEAR RETURNS



DISCRETE ANNUAL PERFORMANCE

	AUG '21	AUG '20	AUG '19	AUG '18	AUG '17	AUG '16	AUG '15	AUG '14	AUG '13	AUG '12
	JUL '22	JUL '21	JUL '20	JUL '19	JUL '18	JUL '17	JUL '16	JUL '15	JUL '14	JUL '13
USD UN Q1 Dist	-12.3	9.7	6.8	-	-	-	-	-	-	-

Past results are not necessarily indicative of future results and an investment can lose value.

The inception date of the USD UN Q1 Dist share class is 28 February 2019. | Periods greater than one year are annualised. | If an investor's own currency is different from the currency in which the fund is denominated, the investment return may increase or decrease as a result of currency fluctuations. | Fund returns shown are net of USD UN Q1 Dist share class fees and expenses. Fund returns shown are net of actual (but not necessarily maximum) withholding and capital gains tax but are not otherwise adjusted for the effects of taxation and assume reinvestment of dividends and capital gains. | Please note the fund has a swing pricing mechanism in place. | If the last business day of the month is not a business day for the Fund, performance is calculated using the last available NAV. This may result in a performance differential between the fund and the index. | Source: Fund - Wellington Management.

FUND MANAGEMENT



Campe Goodman, CFA
23 years of experience

WHAT ARE THE RISKS?

BELOW INVESTMENT GRADE: Lower rated or unrated securities may have a significantly greater risk of default than investment grade securities, can be more volatile, less liquid, and involve higher transaction costs.

CAPITAL: Investment markets are subject to economic, regulatory, market sentiment and political risks. All investors should consider the risks that may impact their capital, before investing. The value of your investment may become worth more or less than at the time of the original investment. The Fund may experience a high volatility from time to time.

CREDIT: The value of a bond may decline, or the issuer/guarantor may fail to meet payment obligations. Typically lower-rated bonds carry a greater degree of credit risk than higher-rated bonds.

CURRENCY: The value of the Fund may be affected by changes in currency exchange rates. Unhedged currency risk may subject the Fund to significant volatility.

DERIVATIVES: Derivatives may provide more market exposure than the money paid or deposited when the transaction is entered into (sometimes referred to as Leverage). Market movements can therefore result in a loss exceeding the original amount invested. Derivatives may be difficult to value. Derivatives may also be used for efficient risk and portfolio management, but there may be some mismatch in exposure when derivatives are used as hedges.

EMERGING MARKETS: Emerging markets may be subject to custodial and political risks, and volatility. Investment in foreign currency entails exchange risks.

INTEREST RATES: The value of bonds tends to decline as interest rates rise. The change in value is greater for longer term than shorter term bonds.

LEVERAGE: The use of leverage can provide more market exposure than the money paid or deposited when the transaction is entered into. Losses may therefore exceed the original amount invested.

LIQUIDITY: The Fund may invest in securities that are less liquid and may be more difficult to buy or sell in a timely fashion and/or at fair value.

SUSTAINABILITY: A Sustainability Risk can be defined as an environmental, social or governance event or condition that, if it occurs, could cause an actual or potential material negative impact on the value of an investment.

Before subscribing, please refer to the Fund offering documents/prospectus for further risk factors and pre-investment disclosures. For the latest NAV, please visit www.fundinfo.com.

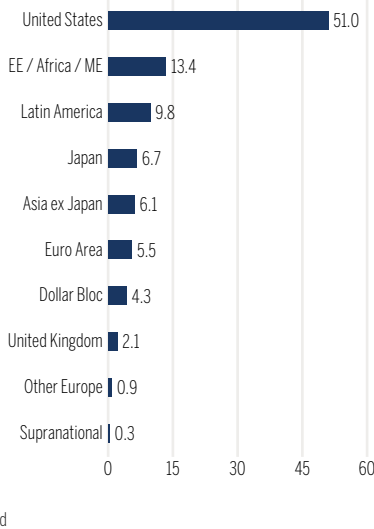
CURRENT LEVERAGE

Gross: 2:1
Committed: 2:1

Ratios calculated using the gross and commitment methodologies prescribed under Directive 2011/61/EU and the related Commission Delegated Regulation and portfolio asset value.

GEOGRAPHIC DISTRIBUTION

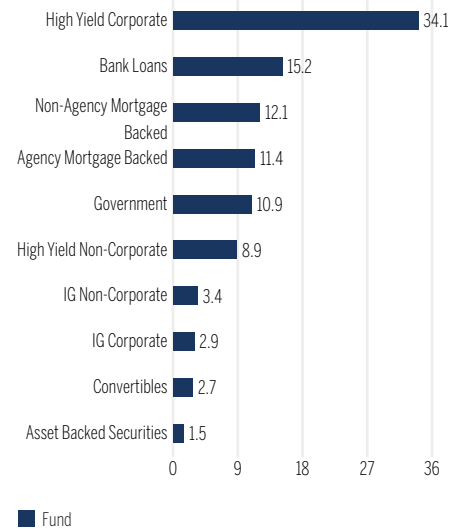
% MARKET VALUE



Totals may not add up to 100% due to rounding. | EE stands for Emerging Europe & ME stands for Middle East.

SECTOR DISTRIBUTION

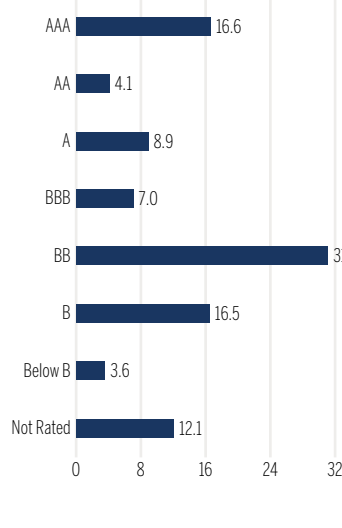
% MARKET VALUE



Totals may not add up to 100% due to rounding.

QUALITY DISTRIBUTION

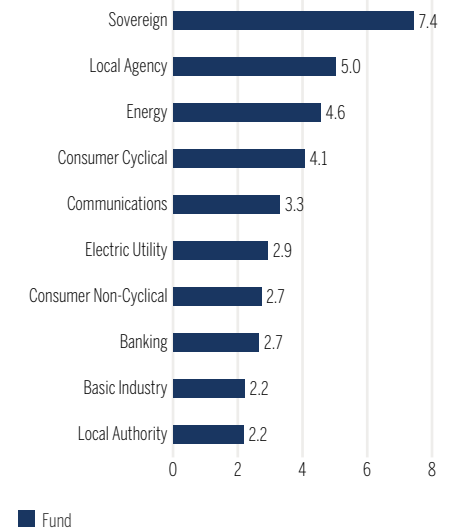
% MARKET VALUE EX CASH



Totals may not add up to 100% due to rounding. | Quality ratings are based on the highest of Moody's, S&P, and Fitch. | Ratings do not apply to the Fund itself. Ratings may change.

TOP 10 CREDIT INDUSTRIES

% MARKET VALUE



In the following countries, this material is provided by: Canada: Wellington Management Canada ULC registered in the provinces of Alberta, British Columbia, Manitoba, Nova Scotia, New Brunswick, Newfoundland and Labrador, Ontario, Prince Edward Island, Quebec and Saskatchewan in the categories of Portfolio Manager and Exempt Market Dealer. In the UK, Wellington Management International Limited (WML), a firm authorised and regulated by the Financial Conduct Authority (Ref: 208573). In EEA countries where the Fund is registered: Wellington Management Europe GmbH which is authorised and regulated by the the German Federal Financial Supervisory Authority, (BaFin). Shares of the Fund may not be distributed or marketed in any way to German retail or semi-professional investors if the Fund is not admitted for distribution to these investor categories by BaFin. Hong Kong: Wellington Management Hong Kong Limited (WM Hong Kong), a corporation licensed by the Securities and Futures Commission. Wellington Investment Management (Shanghai) Limited is a wholly-owned entity and subsidiary of WM Hong Kong. Singapore: Wellington Management Singapore Pte Ltd (WM Singapore) (Registration No 201415544E), regulated by the Monetary Authority of Singapore. Australia: Wellington Management Australia Pty Ltd (WM Australia), for use solely by wholesale clients (as defined in the Corporations Act 2001). WMC is exempt from the requirement to hold an Australian financial services licence (AFSL) under the Corporations Act 2001 in respect of financial services. WMC is regulated by the SEC under the laws of the United States, which differ from the laws applying in Australia. Japan: Wellington Management Japan Pte Ltd (WM Japan) (Registration No 199504987R) is registered as a Financial Instruments Firm with registered number: Director General of Kanto Local Finance Bureau (Kin-Sho) Number 428, a member of the Japan Investment Advisers Association, the Investment Trusts Association, Japan (ITA) and the Type II Financial Instruments Firms Association (T2FIFA). WML, WM Hong Kong, WM Japan and WM Singapore are also registered as investment advisers with the SEC; however, they will comply with the substantive provisions of the US Investment Advisers Act only with respect to their US clients ©2021 Wellington Management. All rights reserved. WELLINGTON MANAGEMENT FUNDS® is a registered service mark of Wellington Group Holdings LLP. | 6Z45