

CS (Lux) Japan Value Equity Fund IB JPY

Fund information

Equity

5'276'376'865

Fund total net assets in JPY

Share class TNA, JPY
3'735'454'682

Share class NAV, JPY
4'193.00

Management fee p.a.¹
0.90%

MTD (net) return
6.99%
Bench. **8.47%**

QTD (net) return
6.99%
Bench. **8.47%**

YTD (net) return
6.99%
Bench. **8.47%**

Fund details

Morningstar rating	★★★★☆ (31.12.2023)
Investment Manager	Matthias Duggelin, Julio Alberto Giró
Fund launch date	14.07.2010
Share class launch date	31.07.2012
Share class	IB
Share class currency	JPY
Distribution policy	Accumulating
Fund domicile	Luxembourg
ISIN	LU0496467043
Benchmark	MSCI Japan (NR)

This Fund is not suitable for investors with a relative-return perspective and a rolling investment horizon of less than 5 years.

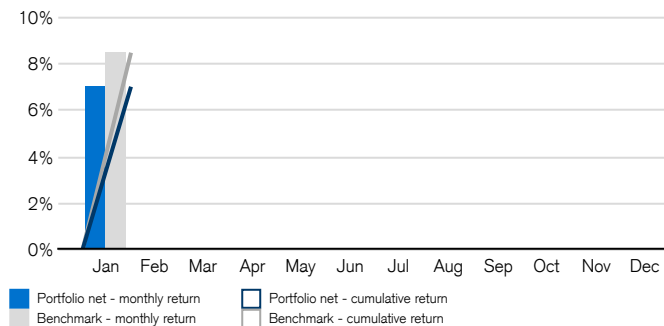
Investment Policy

The Credit Suisse (Lux) Equity Japan Value pursues a "deep value" approach based on the classic Graham & Dodd discipline. To this end the fund invests in undervalued companies which are domiciled or conduct a majority of their business activities in Japan. The investment decisions are not made on the basis of a benchmark; nevertheless, investors can use the MSCI Japan (NR) Index as a long-term yardstick. The value approach can deliver above-average results over a long period because it disciplines investors not to pay too much for an investment.

Investing involves risk including the risk of loss of capital. Past performance does not predict future returns. Neither simulated nor historical performance is a reliable indicator for current or future performance.

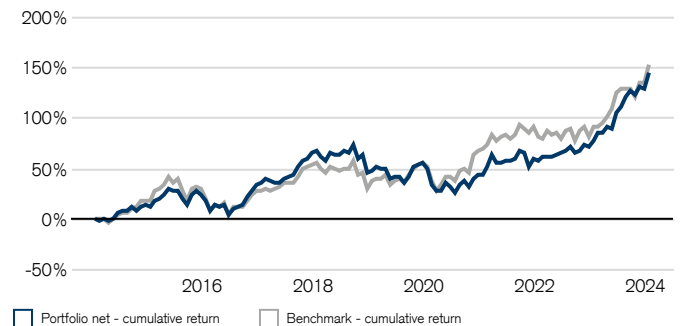
Performance overview - monthly & cumulative

since 01.01.2024



Performance overview - cumulative

since 01.02.2014



Performance overview - monthly & YTD

since 01.01.2024, in %

	Jan	Feb	Mar	Apr	May	Jun	Jul	Aug	Sep	Oct	Nov	Dec	YTD
Portfolio net	6.99												6.99
Benchmark	8.47												8.47
Relative net	-1.48												-1.48

Performance overview - yearly

since 01.01.2015, in %

	2015	2016	2017	2018	2019	2020	2021	2022	2023	2024
Portfolio net	10.19	7.28	23.98	-12.04	6.38	-7.24	11.31	7.09	33.71	6.99
Benchmark	9.93	-0.74	19.75	-15.15	18.48	8.76	13.44	-4.49	28.56	8.47
Relative net	0.26	8.02	4.23	3.11	-12.10	-16.01	-2.14	11.58	5.15	-1.48

¹ If the currency of a financial product and/or its costs is different from your reference currency, the return and cost may increase or decrease as a result of currency fluctuations. The individuals mentioned above only conduct regulated activities in the jurisdiction(s) where they are properly licensed, where relevant. Please find the definition of all the acronyms/terms used in this document in the Glossary. Additional important information can be found at the end of the document.

Performance overview

since 01.08.2012, in %

	Rolling Returns		Annualized Returns			
	1 months	3 months	1 year	3 years	5 years	ITD
Portfolio net	6.99	9.74	37.66	19.34	10.61	13.29
Benchmark	8.47	14.40	33.21	14.60	13.09	13.68
Relative net	-1.48	-4.67	4.45	4.74	-2.48	-0.38

Risk overview - ex post

since 01.08.2012, in %

	Annualized risk, in %			
	1 year	3 years	5 years	ITD
Portfolio volatility	10.52	12.02	13.81	14.48
Benchmark volatility	12.14	12.70	14.49	15.52
Tracking error	9.70	9.56	8.60	7.29

Potential Risks

The Fund's risk and reward profile does not reflect the risk inherent in future circumstances that differ from what the Fund has experienced in the recent past. This includes the following events which are rare but can have a large impact.

- **Credit risk:** Issuers of assets held by the Fund may not pay income or repay capital when due. The Fund's investments have low credit risk.
- **Liquidity risk:** Assets cannot necessarily be sold at limited cost in an adequately short timeframe. The Fund's investments may be prone to limited liquidity. The Fund will endeavor to mitigate this risk by various measures.
- **Operational risk:** Deficient processes, technical failures or catastrophic events may cause losses.
- **Political and Legal risks:** Investments are exposed to changes of rules and standards applied by a specific country. This includes restrictions on currency convertibility, the imposing of taxes or controls on transactions, the limitations of property rights or other legal risks.
- **Sustainability risks:** Sustainability risks are environmental, social or governance events or conditions that can have a material negative effect on the return, depending on the relevant sector, industry and company exposure.

The product's investment objectives, risks, charges and expenses, as well as more complete information about the product, are provided in the prospectus (or relevant offering document), which should be read carefully before investing.

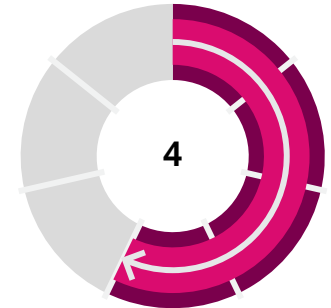
Investors may lose part or all of their invested amount.

The full offering documentation including complete information on risks may be obtained free of charge from a Credit Suisse client advisor, representative, or, where applicable, via Fundsearch (credit-suisse.com/fundsearch).

The investment promoted in this marketing material concerns the acquisition of units or shares in a fund and not of any underlying assets. The underlying assets are owned by the fund only.

Risk profile²

PRIIP SRI



Larger values (up to 7) indicate higher risk while lower values (up to 1) indicate lower risk.

Asset breakdown by GICS sector

In % of total economic exposure

	in %	Portfolio
Industrials	39.39	<div style="width: 39.39%;"></div>
Materials	18.60	<div style="width: 18.60%;"></div>
Consumer Staples	13.02	<div style="width: 13.02%;"></div>
Financials	6.73	<div style="width: 6.73%;"></div>
Energy	5.27	<div style="width: 5.27%;"></div>
Utilities	5.21	<div style="width: 5.21%;"></div>
Communication	5.10	<div style="width: 5.10%;"></div>
Information Technology	3.50	<div style="width: 3.50%;"></div>
Consumer Discretionary	1.77	<div style="width: 1.77%;"></div>
Cash	1.41	<div style="width: 1.41%;"></div>

Asset breakdown by market capitalization

In % of total economic exposure (in JPY)

	in %	Portfolio
<5B	84.75	<div style="width: 84.75%;"></div>
5B-10B	6.72	<div style="width: 6.72%;"></div>
10B-20B	5.37	<div style="width: 5.37%;"></div>
30B-50B	1.74	<div style="width: 1.74%;"></div>
Others	1.41	<div style="width: 1.41%;"></div>

Asset breakdown by risk currency

In % of total economic exposure

	in %	Portfolio
JPY	100.00	<div style="width: 100.00%;"></div>
EUR	0.00	<div style="width: 0.00%;"></div>
USD	0.00	<div style="width: 0.00%;"></div>

Asset breakdown by risk country

In % of total economic exposure

	in %	Portfolio
Japan	98.59	<div style="width: 98.59%;"></div>
Cash	1.41	<div style="width: 1.41%;"></div>

Top 10 positions

Instrument Name ³	Weight	GICS sector
TECHNO RYOWA LTD	1.88%	Industrials
INPEX CORP	1.84%	Energy
FURUNO ELECTRIC LTD	1.82%	Information Technology
MITSUBISHI STEEL MFG LTD	1.80%	Materials
KANSAI ELECTRIC POWER INC	1.80%	Utilities
HOKKAIDO GAS LTD	1.80%	Utilities
VALQUA LTD	1.79%	Materials
FURUKAWA ELECTRIC LTD	1.79%	Industrials
NIHON YAMAMURA GLASS LTD	1.79%	Materials
TORISHIMA PUMP MFG LTD	1.78%	Industrials

² The risk indicator assumes you keep the Product for 7 years. The actual risk can vary significantly if you redeem at an early stage and you may get back less. The Summary Risk Indicator is a guide to the level of risk of this Product compared to other products. It shows how likely it is that the Product will lose money because of movements in the markets. Be aware of currency risk if your reference currency differs from the currency of the Product. You may receive payments in a different currency, so the final return you will get depends on the exchange rate between the two currencies. Investors shall note that the Product may be exposed to further risks such as operational, counterparty, political, sustainability and legal risks that are not included in the Summary Risk Indicator. This Product does not include any protection from future market performance so you could lose some or all of your investment.

³ The individual entities and/or instruments mentioned on this page are meant for illustration purposes only and are not intended as a solicitation or an offer to buy or sell any interest or any investment.

Key figures

	Portfolio	Benchmark
Number of securities	58	225

Fund Statistics - ex post

	1 year			3 years			5 years		
	Portfolio	Benchmark	Relative	Portfolio	Benchmark	Relative	Portfolio	Benchmark	Relative
Beta			0.56			0.66			0.78
Information ratio			0.33			0.42			-0.27
Maximum drawdown, in %	-1.34	-3.08		-9.31	-8.28		-19.01	-17.34	

Key identifiers

Instrument Name	Credit Suisse (Lux) Japan Value Equity Fund IB JPY
ISIN	LU0496467043
Bloomberg ticker	CSEJPVI LX
Valor no.	11145900
Benchmark	MSCI Japan (NR)
Benchmark Bloomberg ticker	NDDLJN

Key facts

Fund management company	Credit Suisse Fund Management S.A.
Investment Advisor	SG Value Partners AG
UCITS	Yes
SFDR Classification	Article 6
Accounting year end	31. May
Securities lending	Yes
Ongoing charges ⁴	1.32%
Subscription notice period	daily
Subscription settlement period	T + 3
Redemption notice period	daily
Redemption settlement period	T + 3
Cut-off time	15:00 CET
Swinging single pricing (SSP ⁴)	partial swing NAV

⁴ If the currency of a financial product and/or its costs is different from your reference currency, the return and cost may increase or decrease as a result of currency fluctuations.

Glossary

Accumulating	Indicates a regular reinvestment of the dividends received in the portfolio itself
Annualized Risk	Annualized risk is a statistic, which is used to measure the risk of a fund by describing the range of returns, which were achieved in the observation period are most likely to be achieved. Greater volatility implies greater risk.
Beta	A measure of the volatility, or systematic risk, of a single security or fund in comparison to the market as a whole.
Ex post	Refers to metrics based on historical data
GICS	Global Industry Classification Standard
Information ratio	This statistic measures how much a fund's out-performance may be attributed to manager skill as oppose to market movement. A high Information Ratio infers more manager skill than a low value would suggest.
ITD	Inception-to-date
Maximum drawdown	Represents the worst possible result (in percentage terms) that occurred during the period being analyzed.
MTD	Month-to-date
NAV	Net Asset Value
Ongoing Charges	The calculation of the ongoing charge is based on the Committee of European Securities Regulators/10-674 Directive. For a maximum of 12 months from fund fiscal year end and since inception, the ongoing charges figure is based on estimated expenses. After that, the ongoing charges correspond to the TER of the last annual report. It excludes performance fees and portfolio transaction costs, except in the case of an entry/exit charge paid by the fund when buying or selling shares/units in another collective investment undertaking.
QTD	Quarter-to-date
Sustainable Finance Disclosure Regulation (SFDR)	Regulation (EU) 2019/2088 of the European Parliament and of the Council of 27 November 2019 on sustainability-related disclosures in the financial services sector
TNA	Total Net Assets
Tracking error	Measure of the deviation of the return of a fund compared to the return of a benchmark over a fixed period of time.
YTD	Year-to-date

Warning statements

Asset breakdown	Indicative allocation may change over time. All holdings are shown strictly for information purposes only and do not constitute investment recommendations of Credit Suisse. Please note that this does not constitute an offer or a solicitation to buy or sell any interest or any investment.
Swinging Single Pricing	For more details, please refer to the relevant chapter "Net Asset Value" of the fund's prospectus
Performance start date	Performance calculation and presentation start with the first full month of an invested strategy. This can lead to a difference in launch and performance start dates.
PRIIP SRI	The Summary Risk Indicator is a guide to the level of risk of this Product compared to other products. It shows how likely it is that the Product will lose money because of movements in the markets.

Want to learn more?

Visit: <https://credit-suisse.com/fundsearch>

Important information

Source: Credit Suisse, unless otherwise specified

© 2024 Morningstar. All Rights Reserved. The information contained herein: (1) is proprietary to Morningstar and/or its content providers; (2) may not be copied or distributed; and (3) is not warranted to be accurate, complete or timely. Neither Morningstar nor its content providers are responsible for any damages or losses arising from any use of this information. Past performance is no guarantee of future results. For more information about the rating methodology, time frame, and the number of funds included in the analysis, please visit www.morningstar.com.

MSCI information was used herein; ©2024 MSCI and/or its affiliates. Used with permission all rights reserved; see msci.com/disclaimer.

This material constitutes marketing material of Credit Suisse AG and/or its affiliates (hereafter "CS").

This material does not constitute or form part of an offer or invitation to issue or sell, or of a solicitation of an offer to subscribe or buy, any securities or other financial instruments, or enter into any other financial transaction, nor does it constitute an inducement or incitement to participate in any product, offering or investment.

This marketing material is not a contractually binding document or an information document required by any legislative provision.

Nothing in this material constitutes investment research or investment advice and may not be relied upon. It is not tailored to your individual circumstances, or otherwise constitutes a personal recommendation, and is not sufficient to take an investment decision.

The information and views expressed herein are those of CS at the time of writing and are subject to change at any time without notice. They are derived from sources believed to be reliable.

CS provides no guarantee with regard to the content and completeness of the information and where legally possible does not accept any liability for losses that might arise from making use of the information. If nothing is indicated to the contrary, all figures are unaudited. The information provided herein is for the exclusive use of the recipient.

The information provided in this material may change after the date of this material without notice and CS has no obligation to update the information.

This material may contain information that is licensed and/or protected under intellectual property rights of the licensors and property right holders. Nothing in this material shall be construed to impose any liability on the licensors or property right holders. Unauthorised copying of the information of the licensors or property right holders is strictly prohibited.

The full offering documentation including, the prospectus or offering memorandum, the Key Investor Information Document (KIID), the Key Information Document (KID), the fund rules, as well as the annual and bi-annual reports ("Full offering documentation"), as the case may be, may be obtained free of charge in one of the languages listed below from the legal entity/entities indicated below and where available via FundSearch (credit-suisse.com/fundsearch).

Information on your local distributors, representatives, information agent, paying agent, if any, and your local contacts in respect of the investment product(s) can be found below.

The only legally binding terms of any investment product described in this material, including risk considerations, objectives, charges and expenses are set forth in the prospectus, offering memorandum, subscription documents, fund contract and/or any other fund governing documents.

For a full description of the features of the products mentioned in this material as well as a full description of the opportunities, risks, and costs associated with the respective products, please refer to the relevant underlying securities prospectuses, sales prospectuses, or other additional product documents, which we will be pleased to provide to you at any time upon request.

The investment promoted in this marketing material concerns the acquisition of units or shares in a fund and not of any underlying assets. The underlying assets are owned by the fund only.

This material may not be forwarded or distributed to any other person and may not be reproduced. Any forwarding, distribution or reproduction is unauthorized and may result in a violation of the U.S. Securities Act of 1933, as amended (the "Securities Act"). The securities referred to herein have not been, and will not be, registered under the Securities Act, or the securities laws of any states of the United States and, subject to certain exceptions, the securities may not be offered, pledged, sold or otherwise transferred within the United States or to, or for the benefit or account of, U.S. persons.

DIFC: This presentation can only be offered to Professional Clients or Market Counterparties. This material is personal to each offeree and may only be used by those persons to whom it has been handed out.

In addition, there may be conflicts of interest with regard to the investment.

In connection with the provision of services, Credit Suisse AG and/or its affiliates may pay third parties or receive from third parties, as part of their fee or otherwise, a one-time or recurring fee (e.g., issuing commissions, placement commissions or trailer fees).

Prospective investors should independently and carefully assess (with their tax, legal and financial advisers) the specific risks described in available materials, and applicable legal, regulatory, credit, tax and accounting consequences prior to making any investment decision.

The alternative investment fund manager or the (UCITS) management company, as applicable, may decide to terminate local arrangements for the marketing of the shares/units of a fund, including terminating registrations or notifications with the local supervisory authority.

A summary of investor rights for investing into European Economic Area domiciled investment funds managed or sponsored by Credit Suisse Asset Management can be obtained in English via www.credit-suisse.com/am/regulatory-information, local laws relating to investor rights may apply.

Switzerland

Representative for Lux funds and Management Company (Fondsleitung) for Swiss funds: Credit Suisse Funds AG*, Uetlibergstrasse 231, CH-8070 Zurich

Paying Agent (for Luxembourg funds), custodian (for Swiss funds) and Distributor - if this material is distributed by: Credit Suisse (Schweiz) AG, Paradeplatz 8, CH-8001 Zurich

Supervisor (Entity of Registration): Swiss Financial Market Supervisory Authority (FINMA)

Distributor - if this material is distributed by: Credit Suisse AG, Paradeplatz 8, CH-8001 Zurich

Distributor - if this material is distributed by: Credit Suisse Asset Management (Switzerland) Ltd., Kalandergasse 4, CH-8045 Zurich

* Legal entity, from which the full offering documentation, the key investor information document (KIID), the fund rules, as well as the annual and bi-annual reports, if any, may be obtained free of charge.

Language versions available: English, German, French or Italian

Copyright © 2024 CREDIT SUISSE. All rights reserved.