

Monthly report as of 30 September 2024

Fund objectives

Partners Group Listed Investments SICAV – Listed Infrastructure fund provides access to the asset class infrastructure. The Fund invests in companies which make infrastructure investments and are listed on major stock exchanges. Out of an investment universe of over 300 companies worldwide, the fund management actively screens a target list of around 100 companies. Partners Group has been a signatory since 2008 of the United Nations Principles for Responsible Investment and the Fund follows an SRI approach, evaluating each investment opportunity in terms of environmental, social and governance standards.

Monthly comment

September saw ongoing volatility in global equity markets, but ultimately edged higher on the back of the anticipated first rate cut by the Fed. The larger-than-expected 50bps cut by the Fed suggests a possible soft landing, which contributed to the positive performance of the Partners Group Listed Investments SICAV - Listed Infrastructure Fund, which increased by nearly 3% in September. This brought the total third quarter performance to 8.5%, significantly outpacing major equity indices by almost 700bps. Many sectors, especially interest rate sensitive sectors such as communication and utilities, performed well thanks to the more dovish outlook for inflation and rates. Airports also had a strong performance due to continued traffic growth supporting the outlook. The portfolio is well positioned to benefit from the current macro environment as we head into the last quarter of the year.

In September, ENN Energy, the Chinese gas utility, showed significant growth due to government stimulus measures, such as interest rate cuts, fiscal stimulus, support for state-owned enterprises, and new monetary policy tools. Additionally, regional municipal governments announced measures to revitalize the real estate sector, including easing property purchase restrictions, reducing mortgage down payments, and reducing taxes and fees on housing sales. These stimulus efforts, particularly in the housing market, are expected to have a direct positive impact on gas utilities through increased gas connections and higher demand related to construction.

Orsted, the Danish offshore wind operator, had a positive performance in the month. The stock gained from the Federal Reserve's more dovish stance, as well as from its progress in the investment portfolio, securing 3.5GW of UK offshore wind projects at a 45% higher price compared to 2022 levels for the first part of the project. The combination of increased tariffs and declining interest rates is expected to reinforce the investment rationale.

Finally, Aena, the Spanish airport operator, maintained its impressive performance this year, with persistent growth in passenger traffic. In August 2024, the passenger traffic increased by 9% compared to 2019 levels, following a July increase of 8.5% and a 13% increase in the second quarter. Year-to-date traffic remains at 11.4% above 2019 levels, in line with management's projected guidance for the full year.

Fund facts

Inception date	03/08/2011
Asset manager	Partners Group AG
Fund domicile	Luxembourg
Fund currency	EUR
Share class currency	USD
Minimum initial investment amount	USD 1m
Close of financial year	31 December
Total net assets	USD 602.0m
Management fee in % p.a.	1.15
Distributions	Accumulating
Valor no.	12894654
ISIN	LU0617149520
Bloomberg ticker	PGLIUSI LX
WKN	A1JJLP

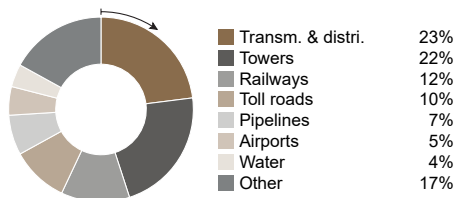
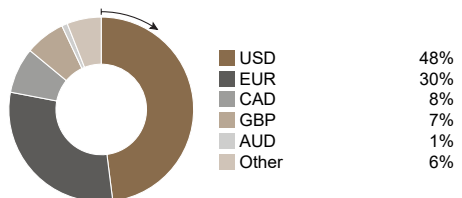
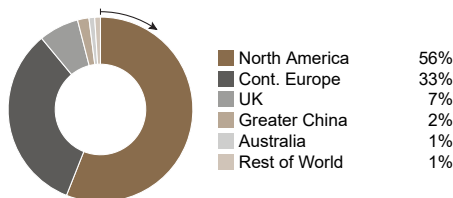
Price development

Price per unit 30/09/2024	USD 211.72
Price per unit 30/08/2024	USD 204.02
Change	3.8%
Investment level	99%

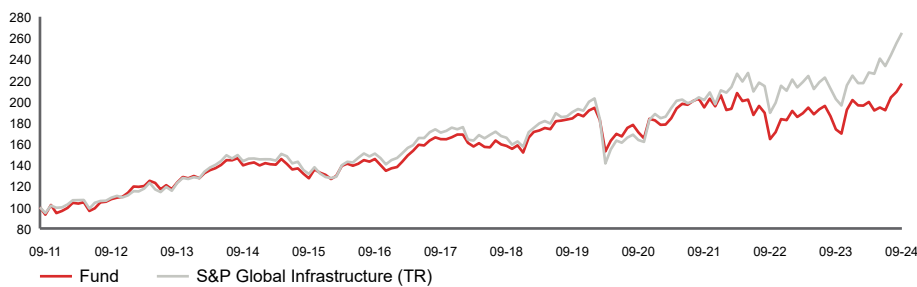
Top 5 holdings

	in % of NAV
Cellnex	8.22
Vinci	6.47
American Tower	5.98
American Water Works	4.49
Union Pacific	4.38
Total	29.54

Fund allocation



Net performance



Performance in %	1 month %	YTD %	1 year %	3 years %	5 years %	since inception %	since inception % p. a.
Fund	3.8	7.8	25.0	11.6	17.9	111.7	5.9
S&P Global Infrastructure (TR)	3.8	18.0	30.9	31.6	39.4	159.3	7.5

Performance in %	2014	2015	2016	2017	2018	2019	2020	2021	2022	2023
Fund	7.7	-6.4	4.7	23.3	-10.1	26.2	-4.9	13.0	-11.4	10.4
S&P Global Infrastructure (TR)	20.5	-7.3	34.8	9.7	-4.1	23.5	-10.3	11.9	-0.2	6.8

Volatility in % (annualized)	1 year	3 years	5 years	since inception
Fund	12.4	14.4	17.2	14.0
S&P Global Infrastructure (TR)	11.4	13.0	18.8	14.9

Note: This share class is approved for distribution in Belgium, Ireland, Switzerland, Austria, Denmark, Finland, France, Germany, Liechtenstein, Luxembourg, Netherlands, Norway, Singapore, Spain, Sweden, United Kingdom. In all other countries, the Fund may not be publicly distributed.

Monthly report as of 30 September 2024

Definitions

This monthly report is produced based on information available on the last working day of the month.

Infrastructure	The term 'infrastructure' comprises all durable capital goods which ensure the proper development of an economy. They comprise transportation infrastructure assets such as roads, airports, railways, harbours, tunnels and bridges. However, they also include assets of the communication infrastructure, such as TV and radio transmission systems, antennas and transmission towers for mobile phones, satellite systems and cable networks. Infrastructure also refers to utility assets in the fields of energy and water, such as energy facilities for power generation and distribution, of gas and oil exploration and distribution, as well as other water supply and distribution facilities, including desalination plants and sewage treatment facilities. Finally, infrastructure also includes the provision of services in the fields of education and health, as well as public sector building facilities (social infrastructure).
Listed infrastructure	A 'listed infrastructure' company is listed on a stock exchange and its purpose is investing in infrastructure assets.
Total return	Total return is calculated according the standard BVI-method of the Bundesverband Investment and Asset Management.

Contact details

Asset manager:
Partners Group AG
Zugerstrasse 57
6341 Baar-Zug
Switzerland

T +41 (0)41 784 60 00
www.pgliquids.com

Investor relations:
Partners Group AG
Fabian Blättler
Zugerstrasse 57
6341 Baar-Zug / Schweiz

T +41 (0)41 784 68 80
listedinvestments@partnersgroup.com

This is an advertising document. The state of the origin of the fund is Luxembourg. In Switzerland, the representative is Acolin Fund Services AG, Maintower, Thurgauerstrasse 36/38, 8050 Zurich, whilst the paying agent is UBS Switzerland AG, Paradeplatz 8, CH-8001 Zurich. The full offering documentation including, the prospectus or offering memorandum, the key information document (KID), the fund rules, as well as the annual and bi-annual reports ("Full offering documentation"), as the case may be, may be obtained free of charge from <https://www.credit-suisse.com/microsites/multiconcept/en.html> or from the representative in Switzerland. KID is available in English, Prospectus is available in English. A summary of investor rights for investing in Luxembourg can be obtained via www.cssf.lu/en/consumer/, local laws relating to investor rights may apply.

The alternative investment fund manager or the management company, as applicable, may decide to terminate local arrangements for the marketing of the shares/units of a fund, including terminating registrations or notifications with the local supervisory authority. Past performance is no indication of current or future performance. The performance data do not take account of the commissions and costs incurred on the issue and redemption of units. If the currency of a financial product and/or its costs is different from your reference currency, the return and cost may increase or decrease as a result of currency fluctuations.

Partners Group Listed Investments SICAV, 5, rue Jean Monnet, 2180 Luxembourg, Grand Duchy of Luxembourg, R.C.S. Luxembourg B 143187

This document is not intended to be an investment advertisement or sales instrument; it constitutes neither an offer nor an attempt to solicit offers for the product described herein. The sole basis for the purchase of shares are the sales documents (the current sales prospectus incl. articles of association and the annual- and semi-annual reports). This report was prepared using financial information contained in the company's books and records as of the reporting date. This information is believed to be accurate but has not been audited by any third party. This report describes past performance, which may not be indicative of future results. The performance shown does not take account of any commissions and costs charged when subscribing to and redeeming units. The company does not accept any liability for actions taken on the basis of the information provided. Please see the current full sales prospectus for information on opportunities and risks.