

Monthly report as of 31 July 2024

Fund objectives

Partners Group Listed Investments SICAV – Listed Infrastructure fund provides access to the asset class infrastructure. The Fund invests in companies which make infrastructure investments and are listed on major stock exchanges. Out of an investment universe of over 300 companies worldwide, the fund management actively screens a target list of around 100 companies. Partners Group has been a signatory since 2008 of the United Nations Principles for Responsible Investment and the Fund follows an SRI approach, evaluating each investment opportunity in terms of environmental, social and governance standards.

Monthly comment

In July, global equity markets were influenced by various factors. In the US, lower-than-expected inflation and an increase in the jobless rate, combined with weaker earnings from technology companies and a slight unwinding of the 'AI trade', impacted the broader market indices. Consequently, there was a noticeable shift towards defensive sectors like infrastructure. The decrease in yields on long-term sovereign debt in the US and the EU also contributed to the performance of defensive sectors during the month. Specifically, Partners Group Listed Investments SICAV - Listed Infrastructure Fund surpassed both its benchmark and the MSCI World, driven by strong earnings from portfolio companies, which either exceeded or met expectations. Additionally, the lower yields also boosted the performance of certain major sectors such as communication towers and regulated utilities in July. Logistics notably outperformed during the month, largely due to robust Q2 results. Overall, the portfolio's performance was supported by all regions except for Chinese equities.

The Less-Than-Truckload sub-segment, newly added to the portfolio and belonging to the Logistics (Transport Infrastructure) sector, emerged as the top performer in the portfolio. Old Dominion, the US-based transport company, showed exceptional strength in the month, propelled by strong Q2 results released in July. The reported earnings exceeded expectations, and the management anticipates a 4 to 4.5% year-over-year increase in daily revenue for July. Additionally, the company gained market share during Q2, attributed to its quality service-driven culture, which is expected to drive EPS growth to double digits – a level not seen since 2022. These strong results also had a positive impact on ArcBest, although the company's results are scheduled for early August.

Communication towers experienced strong gains in the month, particularly driven by AMT, which delivered robust Q2 results. The company's reported earnings exceeded expectations, fuelled by strong domestic leasing trends in the US and continued strength in its small yet expanding data center operations. Additionally, AMT raised its guidance for FY 2024 due to reduced losses in its India segment, despite absorbing more FX losses from its international operations. The other two US tower operators, CCI and SBAC, also reported results that met expectations, benefiting to some extent from AMT's strong performance as well as a decrease in US long-term sovereign bond yields during the period.

Fund facts

Inception date	23/10/2006
Asset manager	Partners Group AG
Fund domicile	Luxembourg
Fund currency	EUR
Share class currency	EUR
Minimum initial investment amount	EUR 1m
Close of financial year	31 December
Total net assets	EUR 539.0m
Management fee in % p.a.	1.15
Distributions	Accumulating
Valor no.	2673959
ISIN	LU0263854829
Bloomberg ticker	PGLINIT LX
WKN	A0KET3

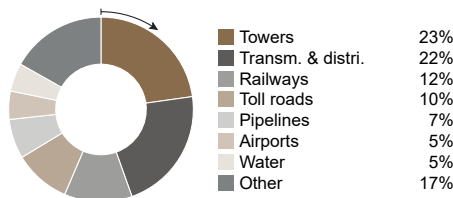
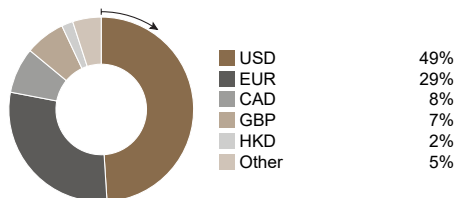
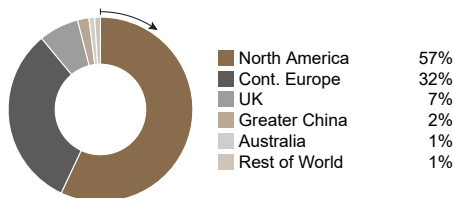
Price development

Price per unit 31/07/2024	EUR 296.07
Price per unit 28/06/2024	EUR 280.92
Change	5.4%
Investment level	99%

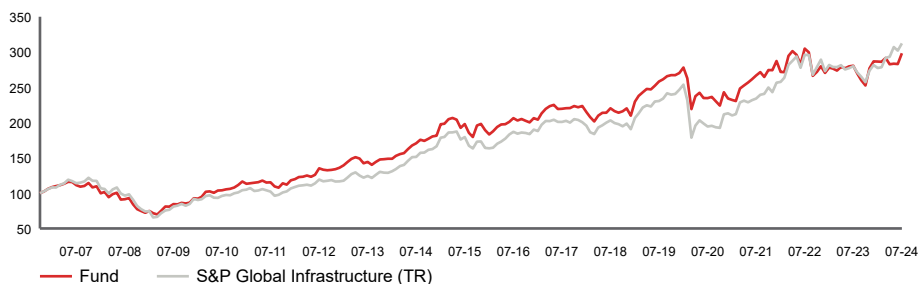
Top 5 holdings

	in % of NAV
Cellnex	8.04
Vinci	6.54
American Tower	6.44
American Water Works	4.64
Union Pacific	4.59
Total	30.25

Fund allocation



Net performance



Performance in %	1 month %	YTD %	1 year %	3 years %	5 years %	since inception %	since inception % p. a.
Fund	5.4	4.0	6.3	11.8	15.5	196.1	6.3
S&P Global Infrastructure (TR)	3.4	10.9	11.6	33.4	35.4	211.4	6.6

Performance in %	2014	2015	2016	2017	2018	2019	2020	2021	2022	2023
Fund	22.0	4.4	8.9	8.4	-6.1	28.8	-13.4	22.7	-5.9	6.0
S&P Global Infrastructure (TR)	29.9	-2.4	16.4	5.5	-5.1	30.8	-15.1	20.4	6.4	3.2

Volatility in % (annualized)	1 year	3 years	5 years	since inception
Fund	10.8	12.3	16.1	13.7
S&P Global Infrastructure (TR)	10.1	11.4	17.9	15.4

Note: This share class is approved for distribution in Belgium, Ireland, Switzerland, Austria, Denmark, Finland, France, Germany, Liechtenstein, Luxembourg, Netherlands, Norway, Singapore, Spain, Sweden, United Kingdom. In all other countries, the Fund may not be publicly distributed.

Monthly report as of 31 July 2024

Definitions

This monthly report is produced based on information available on the last working day of the month.

Infrastructure	The term 'infrastructure' comprises all durable capital goods which ensure the proper development of an economy. They comprise transportation infrastructure assets such as roads, airports, railways, harbours, tunnels and bridges. However, they also include assets of the communication infrastructure, such as TV and radio transmission systems, antennas and transmission towers for mobile phones, satellite systems and cable networks. Infrastructure also refers to utility assets in the fields of energy and water, such as energy facilities for power generation and distribution, of gas and oil exploration and distribution, as well as other water supply and distribution facilities, including desalination plants and sewage treatment facilities. Finally, infrastructure also includes the provision of services in the fields of education and health, as well as public sector building facilities (social infrastructure).
Listed infrastructure	A 'listed infrastructure' company is listed on a stock exchange and its purpose is investing in infrastructure assets.
Total return	Total return is calculated according the standard BVI-method of the Bundesverband Investment and Asset Management.

Contact details

Asset manager:
Partners Group AG
Zugerstrasse 57
6341 Baar-Zug
Switzerland

T +41 (0)41 784 60 00
www.pgliquids.com

Investor relations:
Partners Group AG
Fabian Blättler
Zugerstrasse 57
6341 Baar-Zug / Schweiz

T +41 (0)41 784 68 80
listedinvestments@partnersgroup.com

This is an advertising document. The state of the origin of the fund is Luxembourg. In Switzerland, the representative is Acolin Fund Services AG, Maintower, Thurgauerstrasse 36/38, 8050 Zurich, whilst the paying agent is UBS Switzerland AG, Paradeplatz 8, CH-8001 Zurich. The full offering documentation including, the prospectus or offering memorandum, the key information document (KID), the fund rules, as well as the annual and bi-annual reports ("Full offering documentation"), as the case may be, may be obtained free of charge from <https://www.credit-suisse.com/microsites/multiconcept/en.html> or from the representative in Switzerland. KID is available in English, Prospectus is available in English. A summary of investor rights for investing in Luxembourg can be obtained via www.cssf.lu/en/consumer/, local laws relating to investor rights may apply.

The alternative investment fund manager or the management company, as applicable, may decide to terminate local arrangements for the marketing of the shares/units of a fund, including terminating registrations or notifications with the local supervisory authority. Past performance is no indication of current or future performance. The performance data do not take account of the commissions and costs incurred on the issue and redemption of units. If the currency of a financial product and/or its costs is different from your reference currency, the return and cost may increase or decrease as a result of currency fluctuations.

Partners Group Listed Investments SICAV, 5, rue Jean Monnet, 2180 Luxembourg, Grand Duchy of Luxembourg, R.C.S. Luxembourg B 143187

This document is not intended to be an investment advertisement or sales instrument; it constitutes neither an offer nor an attempt to solicit offers for the product described herein. The sole basis for the purchase of shares are the sales documents (the current sales prospectus incl. articles of association and the annual- and semi-annual reports). This report was prepared using financial information contained in the company's books and records as of the reporting date. This information is believed to be accurate but has not been audited by any third party. This report describes past performance, which may not be indicative of future results. The performance shown does not take account of any commissions and costs charged when subscribing to and redeeming units. The company does not accept any liability for actions taken on the basis of the information provided. Please see the current full sales prospectus for information on opportunities and risks.