

| Accumulation CHF | Data as at 31.05.2024

## Fund objectives and investment policy

The investment objective of this investment fund is to achieve long-term capital growth through investments in equities and other equity securities of Swiss companies. The investment fund uses the performance of the Swiss Performance Index (SPI) as a benchmark. The investment fund is managed by the fund management on a discretionary basis. The fund management is not limited to investments pursuant to the composition of the SPI. The fund's assets are mainly invested in equities and other equity securities (equities, dividend rights certificates, cooperative shares, participation certificates and similar) of companies with a registered office or predominant activity in Switzerland. Up to one-third of the fund's assets may be invested in equities and other equity securities of companies listed on European and North American stock markets, equity or index funds that are part of a Swiss equity index or a specific segment thereof, debt securities or money market instruments. Derivatives may be used to achieve the investment objective and to reduce risk or manage the investment fund more efficiently. Shares of the investment fund may, in principle, be redeemed on any banking day, subject to the exceptions listed in the prospectus. The returns from this share class are reinvested. The investment fund shall also bear all incidental costs for the purchase and sale of investments (standard brokerage fees, commissions, taxes, etc.) incurred in the management of the investment fund's assets. These costs shall be directly offset against the acquisition or redemption value of the respective investments. These incidental costs shall be incurred in addition to the fees listed under "Charges" and reduce the return on investment.

Above is the Investment Objective of the fund. For details on the fund's Investment Policy please see the KID.

Relevant risks associated with an investment in this fund are shown below and should be carefully considered before making any investment.

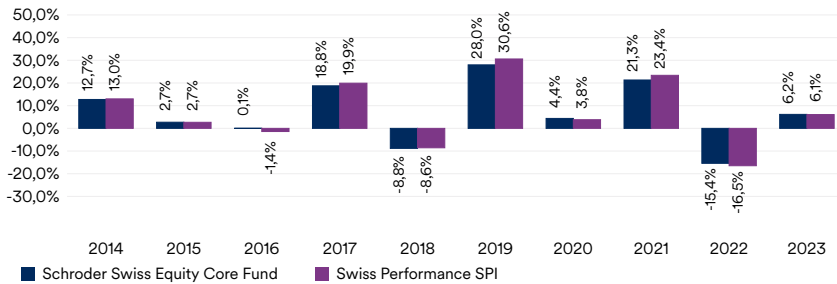
Past Performance is not a guide to future performance and may not be repeated. The value of investments and the income from them may go down as well as up and investors may not get back the amounts originally invested. Exchange rate changes may cause the value of investments to fall as well as rise. Performance data does not take into account any commissions and costs, if any, charged when units or shares of any fund, as applicable, are issued and redeemed.

## Share class performance (%)

Cumulative performance	1 month	3 months	YTD	1 year	3 years	5 years	10 years
Share class (Net)	6,3	7,8	9,8	7,4	8,3	37,9	84,4
Benchmark	6,1	7,6	9,8	8,1	9,0	38,5	86,9

12 month performance	Discrete yearly performance - May					Calendar year performance				
	2019 2020	2020 2021	2021 2022	2022 2023	2023 2024	2019	2020	2021	2022	2023
Share class (Net)	5,0	21,2	-1,2	2,1	7,4	28,0	4,4	21,3	-15,4	6,2
Benchmark	6,1	19,8	1,7	-0,9	8,1	30,6	3,8	23,4	-16,5	6,1

## Performance over 10 years (%)



## Fund facts

Fund manager	Stefan Frischknecht
Fund manager since	30.09.2009
Fund management company	Schroder Investment Management (Switzerland) AG
Custodian Bank	Credit Suisse (Schweiz) AG
Domicile	Switzerland
Fund launch date	30.09.2009
Share class launch date	30.09.2009
Fund base currency	CHF
Share class currency	CHF
Fund size (Million)	CHF 20,29
Number of holdings	41
Benchmark	Swiss Performance SPI
Unit NAV	CHF 273,46
Dealing frequency	Daily
Dealing Frequency Cut-off	13:00
Distribution frequency	No Distribution

## Fees & expenses

Annual management fee	0,00%
TER	0,04%
Incidental costs	0.20% - Incidental costs are charged to investors directly at the occasion of the issue and redemption of units. Incidental costs are levied for the benefit of the fund to cover costs triggered by the investment of the amount paid in or the sale of investments upon redemption.

## Purchase details

Minimum initial subscription N/A

## Codes

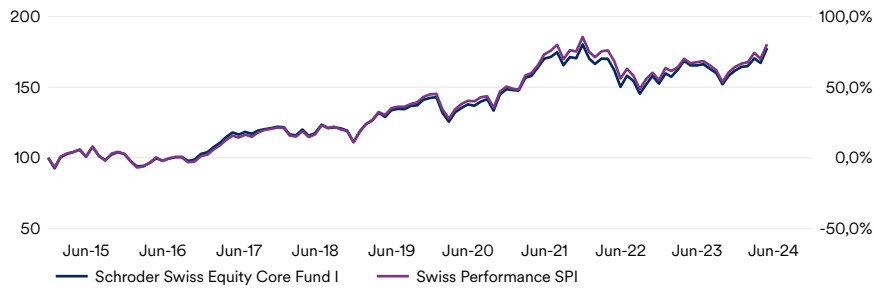
ISIN	CH0104078727
Securities number	10407872
Bloomberg	SCSWEQC SW

## Issue/Redemption Commission

Max Issue Commission	2,00%
Max Redemption Commission	0,00%

| Accumulation CHF | Data as at 31.05.2024

## 10 year return of CHF 100



The chart is for illustrative purposes only and does not reflect an actual return on any investment. Returns are calculated bid to bid (which means performance does not include the effect of any initial charges), net income reinvested, net of fees.

## Risk considerations

**Currency risk:** The investment fund may be exposed to different currencies. Changes in foreign exchange rates may result in losses for the investment fund.

**Liquidity risk:** In difficult market situations, the investment fund may not be able to sell a security at its full value, or not sell it at all. This could have an impact on performance and cause the investment fund to defer or suspend redemptions of its shares.

**Operational risk:** Failures at service providers could lead to disruptions of business operations or losses.

**Derivatives risk:** A derivative may not perform as expected and may cause losses greater than the cost of the derivative.

**Counterparty risk:** The counterparty risk refers to the likelihood that a counterparty is unable to pay an OTC transaction or pending transaction. If a party becomes insolvent, this may result in the investment fund incurring financial losses.

**Default risk / money market and deposits:** If a deposit institution or an issuer of money market instruments defaults, this may result in losses.

**Issuer risk:** Issuer risk is the risk that an issuer of securities becomes insolvent and is therefore not in a position to make capital and/or interest payments for its obligations, which may result in the security holders losing their invested capital.

**Concentration risk:** Although the investment fund seeks to diversify its investments, it may at certain times hold substantial positions in a relatively limited number of investments, sectors, regions and/or issuers, and the investment fund is therefore subject to the risks associated with such concentration. Concentrating the investments can increase the risk of loss.

**Capital risk / negative income:** If interest rates are very low or negative, the investment fund may have no return or a negative return and you may not be able to recover your full investment.

**Equity risk:** Equity prices fluctuate daily based on many factors, including general, economic, industry and company news.

## Risk statistics & financial ratios

	Fund	Benchmark
<b>Annual volatility (%) (3y)</b>	13,0	13,3
<b>Alpha (%) (3y)</b>	-0,1	-
<b>Beta (3y)</b>	1,0	-
<b>Sharpe ratio (3y)</b>	0,2	0,2
<b>Information ratio (3y)</b>	-0,1	-

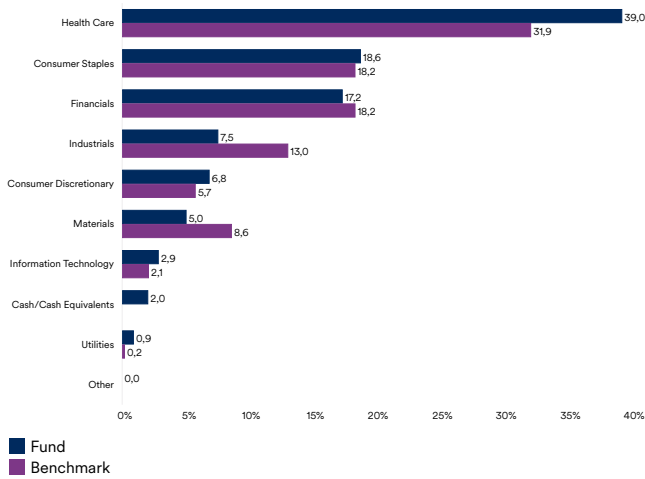
Tool: SCD.

| Accumulation CHF | Data as at 31.05.2024

### Asset allocation

Source: Schroders. Top holdings and asset allocation are at fund level.

#### Sector (%)



#### Top 10 holdings in %

Holding name	%
Nestle SA	15,6
Novartis AG	13,6
Roche Holding AG	10,8
Cie Financiere Richemont	5,8
Zurich Insurance Group	4,3
UBS Group AG	3,4
Partners Group Holding	2,6
Sandoz Group	2,2
Alcon	2,2
Lonza	2,1

| Accumulation CHF | Data as at 31.05.2024

## Contact information

---

Schroder Investment Management (Switzerland) AG  
Central 2  
Zurich  
Switzerland  
CH-8001  
Tel: +41 (0)44 250 11 11  
Fax: +41 (0)44 250 13 12  
For your security, communications may be taped or monitored.

## Source and ratings information

---

Source of all performance data, unless otherwise stated: SCD.

## Important information

---

This document constitutes marketing material. It is for information purposes only.

None of the information in this document constitutes a solicitation, an offer or a recommendation to buy or sell any Schroder funds or other financial instruments, to effect any transactions, or to conclude any legal act of any kind whatsoever. The information does not take into account any personal circumstances and does not qualify as general or personal investment recommendation or advice.

The Schroder Swiss Equity Core Fund (the «Fund») is a contractual investment fund of the type «other funds for traditional investments» according to the Federal Act on Collective Investment Schemes. Schroder Investment Management (Switzerland) AG, Zurich, is the fund management company («Fund Management Company») and Credit Suisse (Schweiz) AG, Zurich, is the depositary bank of the Fund. The prospectus with integrated fund contract, the key information document («KID») as well as the annual and semi-annual reports («Fund Documents») may be obtained free of charge from the Fund Management Company. All references to CS may include UBS AG, its affiliates, subsidiaries, and branches.

Investments or other decisions should be made solely on the basis of the relevant fund or product documents. It is important that you read such documents before you make any investment to ensure that you understand the specific risks involved and other important matters. We recommend that you contact an independent financial advisor, tax consultant or other qualified expert in order to determine whether an investment in a particular financial instrument corresponds to your specific requirements and preferred level of risk. We do not provide investment, legal, tax or other advice through this document and nothing herein should be construed as such advice.

The information contained herein has been taken from sources, which we deem reliable. We do not represent that such information is accurate or complete and it should not be relied upon as such. Any opinions expressed herein reflect our current judgement and may be subject to change.

Third party data is owned or licensed by the data provider and may not be reproduced or extracted and used for any other purpose without the data provider's consent. Third party data is provided without any warranties of any kind. The data provider and issuer of the document shall have no liability in connection with the third party data. The Prospectus and/or [www.schroders.ch](http://www.schroders.ch) contains additional disclaimers which apply to the third party data.

Statements regarding the past performance may not be understood as indication for the current or future performance. The value of investments and the income therefrom may fluctuate. A good past performance may possibly not be repeated in the future. It is possible that the investors will not be paid back the full amount invested. Performance data does not take into account any commissions and costs incurred by investors when subscribing or redeeming units of a fund.

This document has been issued by Schroder Investment Management (Switzerland) AG, Central 2, CH-8001 Zurich, Switzerland a fund management company authorised and supervised by the Swiss Financial Market Supervisory Authority FINMA, Laupenstrasse 27, CH-3003 Bern.