

# SF Property Securities Fund

Share Class I - NAV CHF 232.32



## Description

The fund invests in listed real estate funds and companies, as well as in non-listed real estate funds.

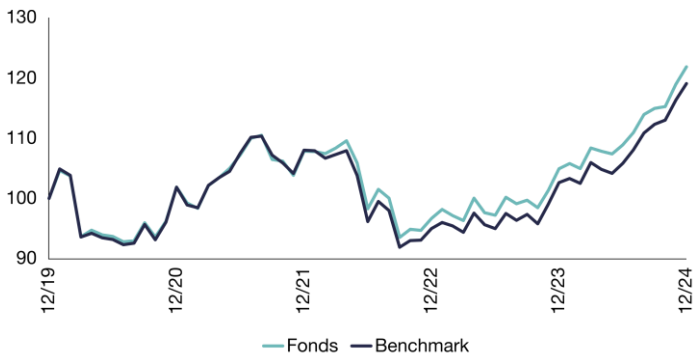
In addition to real estate funds, the product invests in real estate companies that enable additional earnings potential through other value-creation strategies. Investments in unlisted real estate funds stabilize long-term performance and facilitate optimization of the risk profile based on the market phase.

## Fund Data

Name	SF Property Securities Fund
Asset Manager	Swiss Finance & Property AG
Auditors	PricewaterhouseCoopers AG
Depository bank	UBS Switzerland AG
Reference currency	CHF
Benchmark	50% SXI Real Estate Funds Broad 50% SXI Real Estate Shares Broad
Launch of share class	03.11.2008
Launch of fund	11.11.2006
ISIN / Valor	CH0045826101 / 4582610
Distribution	Annually in March
Liquidity	Daily
First-time minimum payment	5 mn CHF
Subscription and Redemption Fee	0.15% on behalf of the fund
Management Fee <sup>1</sup>	0.50% p.a.
Total Expense Ratio (TER) <sup>2</sup>	0.54%
Total Assets	CHF 641.7 mn

<sup>1</sup> Investments in SFP products are not included in the management fee calculation.  
<sup>2</sup> As at 31.12.2023, TER (fund of fund) denotes the sum of all costs and commissions charged to the fund assets on the fund of f

## Share Class I - Performance: Base 100 (Net)

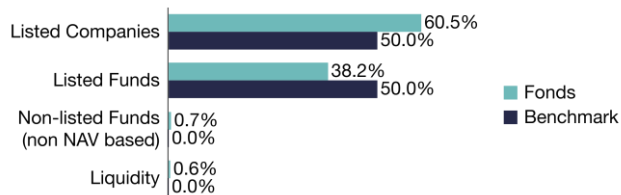


in %	YTD	1 M	3 M	1 Y	3Y	5 Y
Fonds	16.11	2.44	6.00	16.11	12.97	21.83
Benchmark	16.01	2.36	6.02	16.01	10.23	19.05

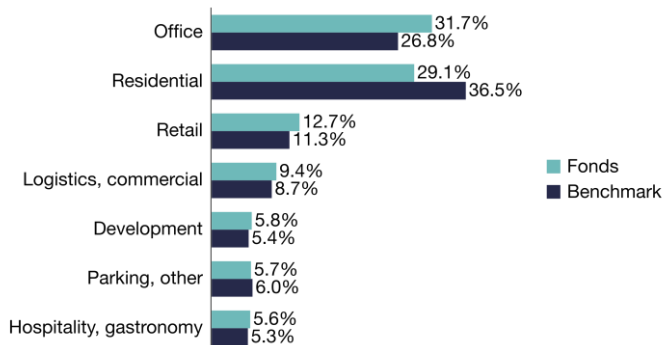
## Share Class I - Statistical Analysis

	Funds	Benchmark
36 months rolling		
Performance p.a.	4.14%	3.30%
Volatility	8.83%	8.79%
Sharpe Ratio p.a.	0.45	0.36
Tracking Error p.a.	1.18%	-
Information Ratio	0.72	-
Risk-free rate	0.14%	-

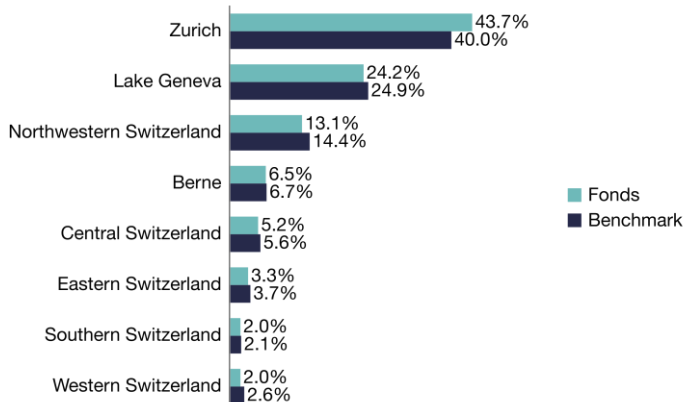
## Investment Type



## Sectors



## Regions



# SF Property Securities Fund

## ESG-Report

### Sustainability

The fund supports the achievement of the Federal Council's 2030 and 2050 climate targets. The sustainability policy pursues a consistent evaluation of relevant ESG indicators, which are used in the selection of investments. Regular ESG engagement with relevant market participants supports the development of investment decisions based on comparable information. The investment objective and the sustainability policy of the SF Property Securities Fund are defined in the prospectus with integrated fund contract. Further information on sustainability can be found at [www.sfp.ch/en/products/sf-property-securities-fund](http://www.sfp.ch/en/products/sf-property-securities-fund).

### Environmentally Relevant Key Figures

Measured variable	Unit	Fund
Energy intensity in operation	KWh/m <sup>2</sup> /year	104.7
Share of renewable energy	% renewable of energy consumption	41.2
GHG intensity in operation	kgCO <sub>2</sub> /m <sup>2</sup> /année	11.4

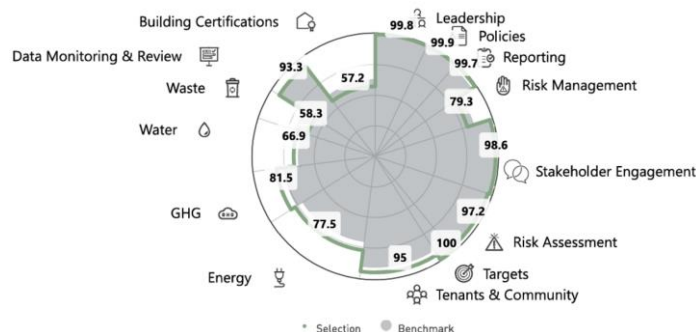
The key figures are based on publicly available information from third-party providers on the reporting date. Not all third-party providers publish information, which is why the degree of coverage is not necessarily 100%. The calculation methods are harmonised. This leads to retrospective corrections, which we apply in each case.

### GRESB Rating<sup>1</sup>



GRESB Standing Investment	4 von 5
GRESB Score Standing Investment	84 von 100
GRESB Average (Global participants) <sup>2</sup>	80 von 100
GRESB Peer Average (Swiss participants) <sup>2</sup>	83 von 100

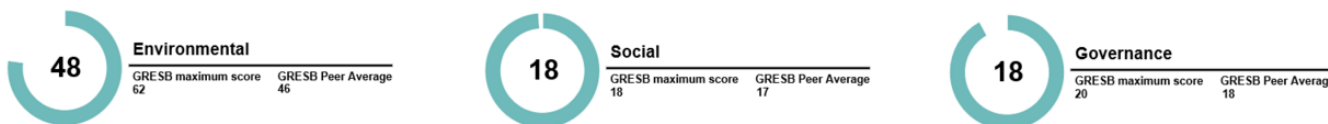
### GRESB Portfolio Summary<sup>2</sup>



Source: GRESB

All intellectual property rights to this data belong exclusively to GRESB B.V. All rights reserved. GRESB B.V. has no liability to any person (including a natural person, corporate or unincorporated body) for any losses, damages, costs, expenses or other liabilities suffered as a result of any use of or reliance on any of the information which may be attributed to it.

### GRESB ESG Breakdown<sup>1</sup>



Source: GRESB

The degree of coverage measured in terms of assets under management is approx. 69%.

<sup>1</sup> The GRESB ESG Breakdown and the GRESB Rating are based on the GRESB reports for the calendar year 2023 and are calculated using the current portfolio allocation.

<sup>2</sup> The GRESB Portfolio Summary, the GRESB Average and the GRESB Peer Average are based on the allocation as at 31 December 2024 and the GRESB reports for the calendar year 2023.

## SF Property Securities Fund

---

---

### Head Client Relationship Management & Marketing

Dr. Patrick Sege | Seefeldstrasse 275 | 8008 Zürich | sege@sfp.ch | +41 43 344 74 78 | www.sfp.ch

---

#### Disclaimer

The LSEG Lipper Fund Awards are based on the Lipper Leader for Consistent Return rating, which is an objective, quantitative, risk-adjusted performance measure calculated over 36, 60 and 120 months. Lipper Leaders fund ratings do not constitute and are not intended to constitute investment advice or an offer to sell or the solicitation of an offer to buy any security of any entity in any jurisdiction. For more information, see [lipperfundawards.com](http://lipperfundawards.com).

This document is intended for use solely by the person to whom it is conveyed on a confidential basis. By accepting and retaining this material and the information therein, which is intended for marketing purposes, the recipients confirm and agree to uphold the confidentiality of this document. The recipient is not authorised to transmit this document to third parties. This material may not be duplicated or copied, in whole or in part, for any purpose without the written prior consent of Swiss Finance & Property Funds Ltd and Swiss Finance & Property Ltd. This document constitutes neither an offer nor a recommendation to buy or sell securities or financial instruments and should not be interpreted as investment advice or any other type of decision-making tool or suggestion with regard to legal, tax-related or other matters. Neither the present document nor copies thereof may be sent, taken or distributed to the United States of America, or given to US persons (within the meaning of Regulation S of the US Securities Act of 1933 in its current valid version). Past performance is neither a guarantee nor an indicator of current or future performance or returns. The performance does not take into account any commissions and costs for issue or redemption of fund units. The prospectus, the Key Information Document (KID) as well as the annual and semi-annual reports can be obtained free of charge from Swiss Finance & Property Funds Ltd.