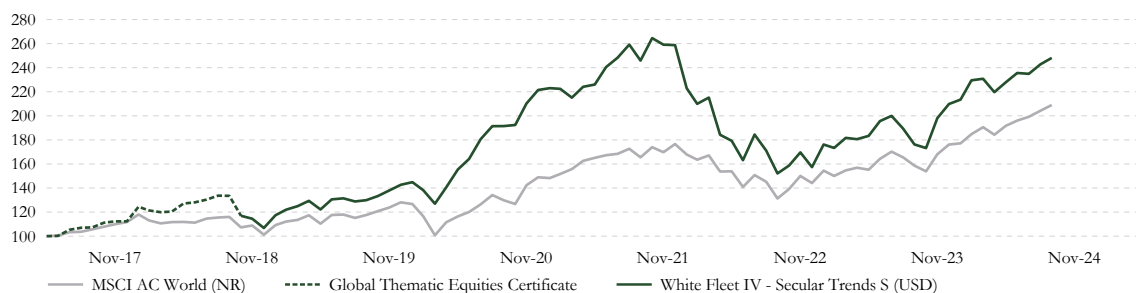


This document qualifies as marketing material that has been published for advertising purposes. Full details of the Subfund's objectives, investment policy and risks are located in the Prospectus of White Fleet IV - Secular Trends, which may be obtained free of charge with the Key Investor Information Document, in English language, from MultiConcept Fund Management S.A., Luxembourg, the appointed distributors or online at <http://ppt.ch/en/fund/wfiv-secular-trends/>.

### PERFORMANCE <sup>1)</sup>

(from October 31, 2018 to September 30, 2024)



		Jan	Feb	Mar	Apr	May	Jun	Jul	Aug	Sep	Oct	Nov	Dec	YTD
2024	Portfolio	1.76%	7.51%	0.56%	-4.82%	3.79%	3.34%	-0.29%	3.37%	2.19%	-	-	-	18.27%
	Index	0.59%	4.29%	3.14%	-3.30%	4.06%	2.23%	1.61%	2.54%	2.32%	-	-	-	18.66%
2023	Portfolio	11.94%	-1.61%	4.83%	-0.61%	1.52%	6.69%	2.25%	-5.33%	-6.91%	-1.72%	14.33%	5.95%	33.32%
	Index	7.17%	-2.87%	3.08%	1.44%	-1.07%	5.81%	3.66%	-2.79%	-4.14%	-3.01%	9.23%	4.80%	22.20%
2022	Portfolio	-13.85%	-5.81%	2.47%	-14.37%	-2.72%	-8.98%	13.05%	-7.25%	-11.08%	4.34%	6.87%	-7.23%	-39.18%
	Index	-4.91%	-2.58%	2.17%	-8.00%	0.12%	-8.43%	6.98%	-3.68%	-9.57%	6.03%	7.76%	-3.94%	-18.36%
2021	Portfolio	0.69%	-0.26%	-3.29%	4.19%	0.83%	6.40%	3.28%	4.37%	-5.12%	7.58%	-2.06%	-0.14%	16.84%
	Index	-0.45%	2.32%	2.67%	4.37%	1.56%	1.32%	0.69%	2.50%	-4.13%	5.10%	-2.41%	4.00%	18.54%
2020	Portfolio	1.54%	-4.65%	-8.12%	10.71%	10.56%	5.66%	10.04%	5.96%	0.02%	0.48%	9.28%	5.34%	55.21%
	Index	-1.10%	-8.08%	-13.50%	10.71%	4.35%	3.20%	5.29%	6.12%	-3.22%	-2.43%	12.33%	4.64%	16.25%
2019 <sup>1)</sup>	Portfolio	9.90%	3.92%	2.43%	3.55%	-5.54%	6.86%	0.65%	-1.98%	0.83%	2.66%	3.44%	3.44%	33.59%
	Index	7.90%	2.67%	1.26%	3.38%	-5.93%	6.55%	0.29%	-2.37%	2.10%	2.74%	2.44%	3.52%	26.60%

1) The historical performance shown in the figures above on a dotted line in the graph, as well as the one in normal font in the table, is not the actual performance of the Subfund. The figures are based on the actual historical performance of Global Thematic Equities Certificate. The investment strategy was being implemented via the Global Thematic Equities Certificate and the same strategy was brought into the Subfund, following its setup in November 2018. The Global Thematic Equities Certificate pursued substantially the same investment policy and investment strategy and was managed by the same investment manager as the Subfund. When simulated past performance or past performance are presented, the relevant data pertaining to past periods are not a reliable indicator of future results. This applies even to the evolution of historical market data. When simulations of future performance are presented, the data for these performances are only predictions and are not a reliable indicator of future performance of the product. In addition, when past performance or simulated past performance are based on data expressed in a currency other than that of the State of the investor, the potential gains may increase or decrease based on changes in the exchange rate. Finally, when past performance or simulated performance (whether past or future) are presented, any gains can also be reduced by the effect of commissions, fees or other charges incurred by the investor. Any guarantee relating to commercial use, any current contracts, market value or the suitability of the service or data to fulfil a specific function is excluded. The performance data does not take into account the commissions and costs incurred on the issue and redemption of fund units.

### TOP 5 HOLDINGS

1. Amazon.Com	3.3%
2. Salesforce Com Inc	3.2%
3. Alphabet -A-	3.2%
4. Meta Platforms	3.1%
5. Nvidia	3.0%

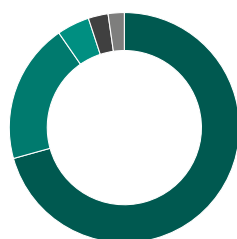
### GROWTH PROFILE

Less than 10%	31.6%
Between 10% & 20%	49.6%
Above 20%	17.3%

### MARKET CAP PROFILE

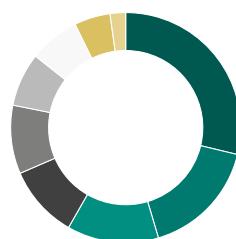
Less than \$50bn	7.5%
Between \$50bn and \$150bn	31.2%
Above \$150bn	59.8%

### REGIONS



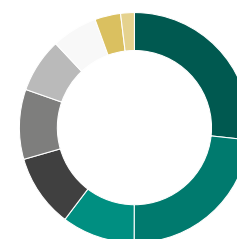
- 69.6% USA
- 19.4% Europe
- 4.5% Switzerland
- 2.8% Asia
- 2.2% Japan

### SECTORS



- 28.3% Information Technology
- 16.4% Consumer Discretionary
- 12.7% Communication Services
- 10.1% Industrials
- 9.5% Health Care
- 7.4% Materials
- 7.0% Utilities
- 5.0% Financials
- 2.2% Consumer Staples

### THEMATIC EXPOSURE



- 26.3% Millennials
- 23.0% Robotics
- 10.1% Energy transition
- 10.1% Water & Waste
- 9.7% Ageing population
- 7.5% Rise of EM Middle Class
- 6.4% Security & Safety
- 3.6% Health & Wellness
- 1.9% Luxury Goods

### INVESTMENT POLICY

The Secular Trends fund aims to generate a superior risk-adjusted performance over a market cycle by holding a diversified portfolio of high-quality companies underpinned by secular growth drivers.

This global equity UCITS fund invests, with a "buy and hold" approach, in 40 companies meeting high-quality fundamental criteria and benefiting from the ongoing paradigm shift driven by digital disruption, demographics and climate change.

By following our proprietary Buy & Care<sup>®</sup> investment philosophy, according to the specifications of art. 9 SFDR, our sustainability experts engage directly with our holdings on environmental, social and governance matters.

### FUND INFORMATION

Launch date	31.10.2018
Benchmark (BM)	MSCI AC World (NR)
Fund Size (USD mios)	771.04
Investment manager	de Pury Pictet Turrettini & Cie SA
Fund manager	Paolo Bozzo
Custodian	Credit Suisse (Luxembourg) S.A.
Legal form	UCITS 5 SICAV (Luxembourg)
Liquidity	Daily (cut-off 13:00 CET)

### KEY STATISTICS

	Fund	Benchmark <sup>2)</sup>
Since Inception	112.17%	94.78%
Cumulated performance	13.55%	11.92%
Annualized performance	21.13%	16.62%
Annualized volatility	0.48	0.52
Sharpe ratio	-46.45%	-33.74%
Max. drawdown	40	-
Number of holdings		

2) Benchmark is MSCI AC World (NR)

### ADMINISTRATION

Investment manager	de Pury Pictet Turrettini & Cie SA
Management company	Multiconcept Fund Management S.A.
Dealer/custodian	Credit Suisse (Luxembourg)
Auditor	KPMG (Luxembourg)

SHARE CLASS	LAUNCH DATE	BLOOMBERG TICKER	ISIN	MANAGEMENT FEE	PERFORMANCE FEE <sup>3)</sup>	MINIMUM INVESTMENT	LATEST NAV	RETURN YTD	RETURN 1 MONTH
S (USD)	31.10.2018	WFIVST5 LX	LU1870288849	0.80%	10.00%	CLOSED	USD 212.17	18.27%	2.19%
A (USD)	21.12.2018	WFIVSTA LX	LU1870288922	1.30%	15.00%	USD 1'000	USD 220.15	17.82%	2.14%
A (CHF hedged)	01.12.2020	WFISTAC LX	LU1870289730	1.30%	15.00%	CHF 1'000	CHF 100.39	14.43%	1.77%
A (EUR hedged)	01.12.2020	WFISTAEX LX	LU1870289490	1.30%	15.00%	EUR 1'000	EUR 104.61	16.32%	1.97%
B (USD)	21.12.2018	WFIVSTB LX	LU1870289060	1.00%	10.00%	USD 1'000'000	USD 231.95	18.09%	2.17%
B (CHF hedged)	09.10.2019	WF4STBF LX	LU1870289813	1.00%	10.00%	CHF 1'000'000	CHF 158.76	14.70%	1.82%
B (EUR hedged)	27.09.2019	WFIVSBE LX	LU1870289573	1.00%	10.00%	EUR 1'000'000	EUR 164.49	16.59%	1.99%
X (USD)	14.08.2019	WFIVSTX LX	LU2029716367	0.75%	10.00%	USD 10'000'000	USD 190.09	18.36%	2.20%
X (CHF hedged)	28.12.2020	SESTXCH LX	LU2029716524	0.75%	10.00%	CHF 10'000'000	CHF 99.39	14.94%	1.83%
X (EUR hedged)	22.10.2021	WHISTXH LX	LU2029716441	0.75%	10.00%	EUR 10'000'000	EUR 88.26	16.84%	2.01%

3) Performance fee based on excess return vs. benchmark with high water mark

### POTENTIAL RISKS

The Fund's risk does not reflect the risk inherent in future circumstances that differ from what the Fund has experienced in the recent past. This includes the following events which are rare but can have a large impact.

- **Credit risk:** Issuers of assets held by the Fund may not pay income or repay capital when due. The Fund's investments generally have low credit risk.
- **Liquidity risk:** Assets cannot necessarily be sold at limited cost in an adequately short timeframe. Part of the Fund's investments may be prone to limited liquidity. The Fund will endeavor to mitigate this risk by various measures.
- **Counterparty risk:** Bankruptcy or insolvency of the Fund's derivative counterparties may lead to payment or delivery default. The Subfund will endeavor to mitigate this risk by the receipt of financial collateral given as guarantees.
- **Operational risk:** Deficient processes, technical failures or catastrophic events may cause losses.
- **Political and Legal risks:** Investments are exposed to changes of rules and standards applied by a specific country. This includes restrictions on currency convertibility, the imposing of taxes or controls on transactions, the limitations of property rights or other legal risks. Investments in less developed financial markets may expose the Fund to increased operational, legal and political risk.

The product's investment objectives, risks, charges and expenses, as well as more complete information about the product, are provided in the prospectus (or relevant offering document), which should be read carefully before investing.

### CONTACT

de Pury Pictet Turrettini & Cie SA  
Paolo Bozzo (+41 22 317 0038) secularrends@ppt.ch

### DISCLAIMER

The information shown in this document has been provided to you upon request and may not be reproduced or redistributed to any other person. As a consequence, the information and data presented in this document are not legally binding and neither to be considered as an offer or solicitation to buy, sell or subscribe to the fund. This document relies on information obtained from sources deemed reliable but it does not engage the responsibility of de Pury Pictet Turrettini & Co or any other party mentioned in the document. The value and income of any of the securities or financial instruments mentioned in this document may fall as well as rise and, as a consequence, investors may receive back less than originally invested. Risk factors are listed in the fund's prospectus and are not intended to be reproduced in full in this document. Past performance is neither a guarantee nor a reliable indicator of future results. Performance data does not include the commissions and fees charged at the time of subscribing for or redeeming shares. This marketing material is not intended to be a substitute for the fund's full documentation or for any information which investors should obtain from their financial intermediaries acting in relation to their investment in the fund mentioned in this document. For Swiss investors, the paying agent in Switzerland is UBS Switzerland AG and the representative agent in Switzerland is UBS Fund Management (Switzerland) AG. All references to CS may include UBS AG, its affiliates, subsidiaries, and branches. The relevant legal documentation may be obtained free of charge from de Pury Pictet Turrettini & Co.