

# CS (Lux) Liquid Alternative Beta FBH GBP

## Fund information

Alternative Investment

100'061'550

Fund total net assets in USD

Share class TNA, GBP **819'596**    Share class NAV, GBP **1'268.76**    Management fee p.a.<sup>1</sup> **0.65%**

MTD (net) return **-0.09%**    QTD (net) return **0.27%**    YTD (net) return **4.99%**

## Fund details

Investment Manager	Yung-Shin Kung
Fund launch date	28.11.2012
Share class launch date	23.03.2017
Share class	FBH
Share class currency	GBP
Distribution policy	Accumulating
Fund domicile	Luxembourg
ISIN	LU0853132743
Benchmark	No benchmark

## Investment Policy

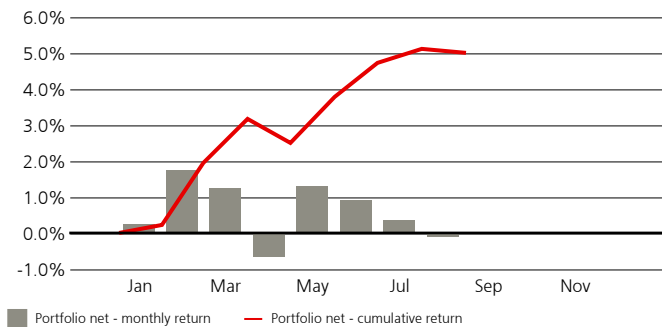
The Fund seeks to offer liquid, transparent and broadly diversified exposure to the risk and return characteristics of hedge funds. The Fund implements its strategy primarily based on the three hedge fund strategies Long/Short Equity, Event Driven and Global Strategies, and may invest in equities and equity-type securities, fixed-income securities, cash and cash equivalent, currencies as well as financial derivative instruments.



Investing involves risk including the risk of loss of capital. Past performance does not predict future returns. Neither simulated nor historical performance is a reliable indicator for current or future performance.

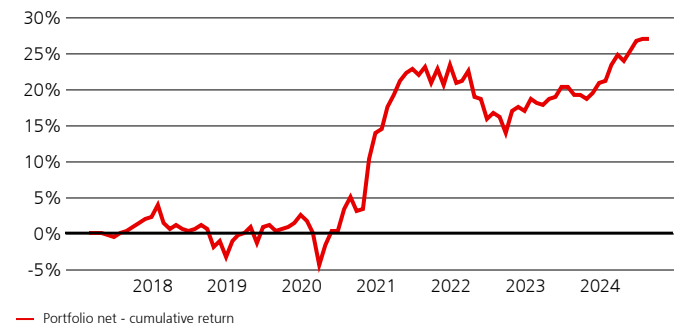
## Performance overview - monthly & cumulative

since 01.01.2024



## Performance overview - cumulative

since 01.03.2017



## Performance overview - monthly & YTD

since 01.01.2024, in %

	Jan	Feb	Mar	Apr	May	Jun	Jul	Aug	Sep	Oct	Nov	Dec	YTD
Portfolio net	0.20	1.75	1.21	-0.69	1.26	0.91	0.36	-0.09					4.99

## Performance overview

since 01.03.2017, in %

	Rolling Returns		Annualized Returns			
	1 months	3 months	1 year	3 years	5 years	ITD
Portfolio net	-0.09	1.19	6.41	1.02	4.83	3.23

## Risk overview - ex post

since 01.03.2017, in %

	Annualized risk, in %			
	1 year	3 years	5 years	ITD
Portfolio volatility	2.62	4.44	5.86	5.40

## Performance overview - yearly

since 01.03.2017, in %

	2017	2018	2019	2020	2021	2022	2023	2024
Portfolio net	2.19	-5.51	6.04	11.27	8.19	-5.17	3.40	4.99

<sup>1</sup> If the currency of a financial product and/or its costs is different from your reference currency, the return and cost may increase or decrease as a result of currency fluctuations. The individuals mentioned above only conduct regulated activities in the jurisdiction(s) where they are properly licensed, where relevant. Please find the definition of all the acronyms/terms used in this document in the Glossary. Additional important information can be found at the end of the document.

### Asset breakdown by asset class

In % of total economic exposure

	Portfolio	Portfolio
Commodity	2.15%	
Credit	0.00%	
Currency	34.22%	
Equity	56.01%	
Rates	7.61%	

### Potential Risks

The Fund’s risk and reward profile does not reflect the risk inherent in future circumstances that differ from what the Fund has experienced in the recent past. This includes the following events which are rare but can have a large impact.

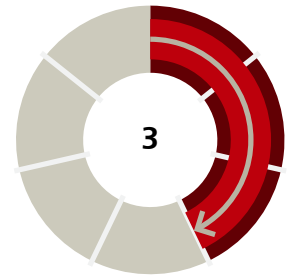
- Credit risk: Issuers of assets held by the Fund may not pay income or repay capital when due. The Fund’s investments generally have low credit risk.
- Liquidity risk: Assets cannot necessarily be sold at limited cost in an adequately short timeframe. The Fund’s investments may be prone to limited liquidity. The Fund will endeavor to mitigate this risk by various measures. In addition, short selling of securities may expose the Fund to particular liquidity risk.
- Counterparty risk: Bankruptcy or insolvency of the Fund’s derivative counterparties may lead to payment or delivery default. The Subfund will endeavor to mitigate this risk by the receipt of financial collateral given as guarantees.
- Operational risk: Deficient processes, technical failures or catastrophic events may cause losses.
- Political and Legal risks: Investments are exposed to changes of rules and standards applied by a specific country. This includes restrictions on currency convertibility, the imposing of taxes or controls on transactions, the limitations of property rights or other legal risks.
- Sustainability risks: Sustainability risks are environmental, social or governance events or conditions that can have a material negative effect on the return, depending on the relevant sector, industry and company exposure.

The product’s investment objectives, risks, charges and expenses, as well as more complete information about the product, are provided in the prospectus (or relevant offering document), which should be read carefully before investing.

**Investors may lose part or all of their invested amount. The Fund’s use of leverage may lead to an amplified reaction to market movements, i.e. increase the volatility of the Fund and may amount to a more substantial loss than in unleveraged products. The investment promoted in this marketing material concerns the acquisition of units or shares in a fund and not of any underlying assets. The underlying assets are owned by the fund only. The full offering documentation including complete information on risks may be obtained free of charge from a UBS client advisor, representative, or, where applicable, via Fundsearch ([credit-suisse.com/fundsearch](https://credit-suisse.com/fundsearch)).**

### Risk profile<sup>2</sup>

PRIIP SRI



Larger values (up to 7) indicate higher risk while lower values (up to 1) indicate lower risk.

### Key identifiers

Instrument Name	Credit Suisse (Lux) Liquid Alternative Beta FBH GBP
Bloomberg ticker	CSLFBHG LX
ISIN	LU0853132743
Valor no.	19962948
Benchmark	No benchmark

### Key facts

Fund management company	Credit Suisse Fund Management S.A.
UCITS	Yes
SFDR Classification <sup>3</sup>	Article 6
Accounting year end	30. November
Securities lending	No
Ongoing charges <sup>4</sup>	0.87%
Subscription frequency	daily
Subscription settlement period	T + 3
Redemption frequency	daily
Redemption settlement period	T + 3
Swinging single pricing (SSP*)	partial swing NAV

Past performance does not predict future returns. Neither simulated nor historical performance is a reliable indicator for current or future performance.

### Market Commentary

Hedge funds gained +0.02% in August as measured by the Credit Suisse Liquid Alternative Beta model performance. For the month, the Credit Suisse Liquid Alternative Beta Fund returned -0.06%. Gains in the programme’s Long/Short Equity and Event Driven category models broadly offset a loss in the Global Strategies category model. Market fragility came into focus early in the month as investors digested the Bank of Japan’s long-anticipated monetary policy normalisation, Purchasing Managers’ Index (PMI) July data and a weak, Hurricane Beryl-tainted, July US jobs report. With summer holidays weighing on market liquidity, convulsive rounds of speculative repositioning found little buffering. Interest rates gapped lower as the US dollar depreciated, and equities slumped before regaining momentum in the first full week of the month. A more constructive picture of the US economy emerged as the Census Bureau’s July retail sales print surprised to the upside and Walmart raised its full-year guidance. To further complicate matters, both the University of Michigan Consumer Sentiment Index and the Conference Board Consumer Confidence Index showed increased optimism coinciding with gains in Harris’s campaign momentum. Nonetheless, Federal Reserve Chair Jerome Powell turned decidedly dovish in his speech at Jackson Hole, strongly emphasising flagging labour market data. Nvidia’s fiscal Q2 2025 earnings punctuated what had already been a tumultuous month: the company’s shares plummeted when investors proved unconvinced that the market opportunity in GPU-based accelerated computing outweighed broader concerns regarding the uncertain return on investment in AI. Directional Equity and short Market Neutral Size exposures drove positive performance in the Long/Short Equity category model. In the Event Driven category model, gains on Credit and cash returns were sufficient to overcome losses on Event Oriented Equities exposure. The Global Strategies category model benefited from volatility carry, as well as from its event driven factor exposure, but incurred losses on FX directional, FX carry and trend positioning. During the programme’s monthly rebalancing, the Long/Short Equity category model’s positioning remained largely unchanged as the magnitude of its exposures declined incrementally. The Event Driven category model decreased event oriented equities exposure and added credit exposure. The Global Strategies category model moderately reduced FX carry, trend, and volatility carry factor exposures and otherwise marginally increased risk.

The individual company mentioned on this page is meant for illustration purposes only and is not intended as a solicitation or an offer to buy or sell any interest or any investment.

<sup>2</sup> The risk indicator assumes you keep the Product for 5 years. The actual risk can vary significantly if you redeem at an early stage and you may get back less. The Summary Risk Indicator is a guide to the level of risk of this Product compared to other products. It shows how likely it is that the Product will lose money because of movements in the markets. Be aware of currency risk if your reference currency differs from the currency of the Product. You may receive payments in a different currency, so the final return you will get depends on the exchange rate between the two currencies. Investors shall note that the Product may be exposed to further risks such as operational, counterparty, political, sustainability and legal risks that are not included in the Summary Risk Indicator. This Product does not include any protection from future market performance so you could lose some or all of your investment.

<sup>3</sup> ESG data provided is for information purposes only and does not infer that this product is considered a sustainable investment under the CS Sustainable Investment Framework.

<sup>4</sup> If the currency of a financial product and/or its costs is different from your reference currency, the return and cost may increase or decrease as a result of currency fluctuations.

## Glossary

Accumulating	Indicates a regular reinvestment of the dividends received in the portfolio itself
Annualized risk	Annualized risk is a statistic, which is used to measure the risk of a fund by describing the range of returns, which were achieved in the observation period are most likely to be achieved. Greater volatility implies greater risk.
Annualized return	A measure of how much an investment has increased on average each year during a specific period.
Ex post	Refers to metrics based on historical data
FX Carry	Seeks to reflect exposure to FX market "forward bias" which is when the spot rate does not, on average, follow the forward rate.
FX Directional	Seeks to reflect exposure to eurozone and emerging market economies.
ITD	Inception-to-date
MTD	Month-to-date
NAV	Net Asset Value
Ongoing Charges	The calculation of the ongoing charge is based on the Committee of European Securities Regulators/10-674 Directive. For a maximum of 12 months from fund fiscal year end and since inception, the ongoing charges figure is based on estimated expenses. After that, the ongoing charges correspond to the TER of the last annual report. It excludes performance fees and portfolio transaction costs, except in the case of an entry/exit charge paid by the fund when buying or selling shares/units in another collective investment undertaking.
QTD	Quarter-to-date
Sustainable Finance Disclosure Regulation (SFDR)	Regulation (EU) 2019/2088 of the European Parliament and of the Council of 27 November 2019 on sustainability-related disclosures in the financial services sector
Swing Pricing	A method used to calculate the net asset values of investment funds. Which allows transaction costs arising funds from subscriptions made by incoming investors and redemptions made by outgoing investors to be borne by the incoming and outgoing investors, rather than existing investors.
TNA	Total Net Assets
UCITS Hedge Award	Detailed descriptions of the approach and criteria used in evaluating and endorsing investment strategies can be found here: <a href="https://thehedgefundjournal.com/2023-ucits-hedge-awards/">https://thehedgefundjournal.com/2023-ucits-hedge-awards/</a>
Volatility Carry	Seeks to capture volatility risk premia which is the difference between implied and realized volatility.
YTD	Year-to-date

## Warning statements

Asset breakdown	Indicative allocation may change over time. All holdings are shown strictly for information purposes only and do not constitute investment recommendations of UBS. Please note that this does not constitute an offer or a solicitation to buy or sell any interest or any investment.
Swinging Single Pricing	For more details, please refer to the relevant chapter "Net Asset Value" of the fund's prospectus
Performance start date	Performance calculation and presentation start with the first full month of an invested strategy. This can lead to a difference in launch and performance start dates.
PRIIP SRI	The Summary Risk Indicator is a guide to the level of risk of this Product compared to other products. It shows how likely it is that the Product will lose money because of movements in the markets.

**For marketing and information purposes by UBS.**

For qualified investors only.

UBS Group funds under Luxembourg law.

Arrangements for marketing fund units mentioned in this document may be terminated at the initiative of the management company of the fund(s).

Before investing in a product please read the latest prospectus and key information document carefully and thoroughly.

Any decision to invest should take into account all the characteristics or objectives of the fund as described in its prospectus, or similar legal documentation. Investors are acquiring units or shares in a fund, and not in a given underlying asset such as building or shares of a company. The information and opinions contained in this document have been compiled or arrived at based upon information obtained from sources believed to be reliable and in good faith, but is not guaranteed as being accurate, nor is it a complete statement or summary of the securities, markets or developments referred to in the document. Members of the UBS Group may have a position in and may make a purchase and / or sale of any of the securities or other financial instruments mentioned in this document. Units of UBS Group funds mentioned herein may not be eligible for sale in all jurisdictions or to certain categories of investors and may not be offered, sold or delivered in the United States. The information mentioned herein is not intended to be construed as a solicitation or an offer to buy or sell any securities or related financial instruments. Past performance is not a reliable indicator of future results. The calculated performance takes all costs on the fund level into consideration (ongoing costs). The entry and exit costs, which would have a negative impact on the performance, are not taken into consideration. If whole or part of the total costs to be paid is different from your reference currency, the costs may increase or decrease as a result of currency and exchange rate fluctuations.

Commissions and costs have a negative impact on the investment and on the expected returns. If the currency of a financial product or financial service is different from your reference currency, the return can increase or decrease as a result of currency and exchange rate fluctuations. This information pays no regard to the specific or future investment objectives, financial or tax situation or particular needs of any specific recipient. Future performance is subject to taxation which depends on the personal situation of each investor and which may change in the future. The details and opinions contained in this document are provided by UBS without any guarantee or warranty and are for the recipient's personal use and information purposes only. This document may not be reproduced, redistributed or republished for any purpose without the written permission of UBS Asset Management Switzerland AG or a local affiliated company. Source for all data and charts (if not indicated otherwise): UBS Asset Management.

This document contains statements that constitute "forward-looking statements", including, but not limited to, statements relating to our future business development. While these forward-looking statements represent our judgments and future expectations concerning the development of our business, a number of risks, uncertainties and other important factors could cause actual developments and results to differ materially from our expectations.

**Switzerland:** Representative in Switzerland for UBS funds established under foreign law: UBS Fund Management (Switzerland) AG, P.O. Box, CH-4002 Basel. Paying agent: UBS Switzerland AG, Bahnhofstrasse 45, CH-8001 Zurich. Prospectuses, key information document, the articles of association or the management regulations as well as annual and semi-annual reports of UBS funds are available in a language required by the local applicable law free of charge from UBS Asset Management Switzerland AG, c/o UBS AG, Bahnhofstrasse 45, 8001 Zürich, Switzerland or from UBS Fund Management (Switzerland) AG, P.O. Box, CH-4002 Basel.

A summary of investor rights in English can be found online at: [ubs.com/funds](https://ubs.com/funds).

More explanations of financial terms can be found at [ubs.com/glossary](https://ubs.com/glossary).

© UBS 2024. The key symbol and UBS are among the registered and unregistered trademarks of UBS. All rights reserved.